

# United States Patent [19]

Kataoka et al.

[11] Patent Number: **Des. 322,050**

[45] Date of Patent: **\*\* Dec. 3, 1991**

## [54] MOTORIZED FOUR WHEEL VEHICLE

[75] Inventors: **Tetsuro Kataoka, Kawagoe; Masato Yonai, Bunkyo, both of Japan**

[73] Assignee: **Honda Access Corp., Saitama, Japan**

[\*] Notice: The portion of the term of this patent subsequent to Dec. 3, 2005 has been disclaimed.

[\*\*] Term: **14 Years**

[21] Appl. No.: **435,581**

[22] Filed: **Nov. 13, 1989**

[52] U.S. Cl. .... **D12/1; D12/131**

[58] Field of Search ..... **D12/1, 131; 180/DIG. 907, DIG. 908, 216**

## [56] References Cited

### U.S. PATENT DOCUMENTS

3,952,822	4/1976	Udden et al. ....	180/907
4,452,327	6/1984	Mowat et al. ....	180/907
4,729,447	3/1988	Morse .....	180/907
4,798,255	1/1989	Wu .....	180/907
4,909,525	3/1990	Flowers .....	180/908

## FOREIGN PATENT DOCUMENTS

1230619 5/1971 United Kingdom ..... 180/907

## OTHER PUBLICATIONS

New Equipment Digest, Jun. 1973, p. 19, Compact Electric Car.

*Primary Examiner*—Wallace R. Burke

*Assistant Examiner*—Melody Brown

*Attorney, Agent, or Firm*—Kane, Dalsimer, Sullivan, Kurucz, Levy, Eisele and Richard

## [57] CLAIM

The ornamental design for a motorized four wheel vehicle, as shown.

## DESCRIPTION

FIG. 1 is a perspective view of a motorized four wheel vehicle showing our new design;

FIG. 2 is a right side elevation view thereof;

FIG. 3 is a left side elevation view thereof;

FIG. 4 is a front elevation view thereof;

FIG. 5 is a rear elevation view thereof;

FIG. 6 is a top plan view thereof; and

FIG. 7 is a bottom plan view thereof.



FIG. 1




FIG. 2




FIG. 3




FIG. 5

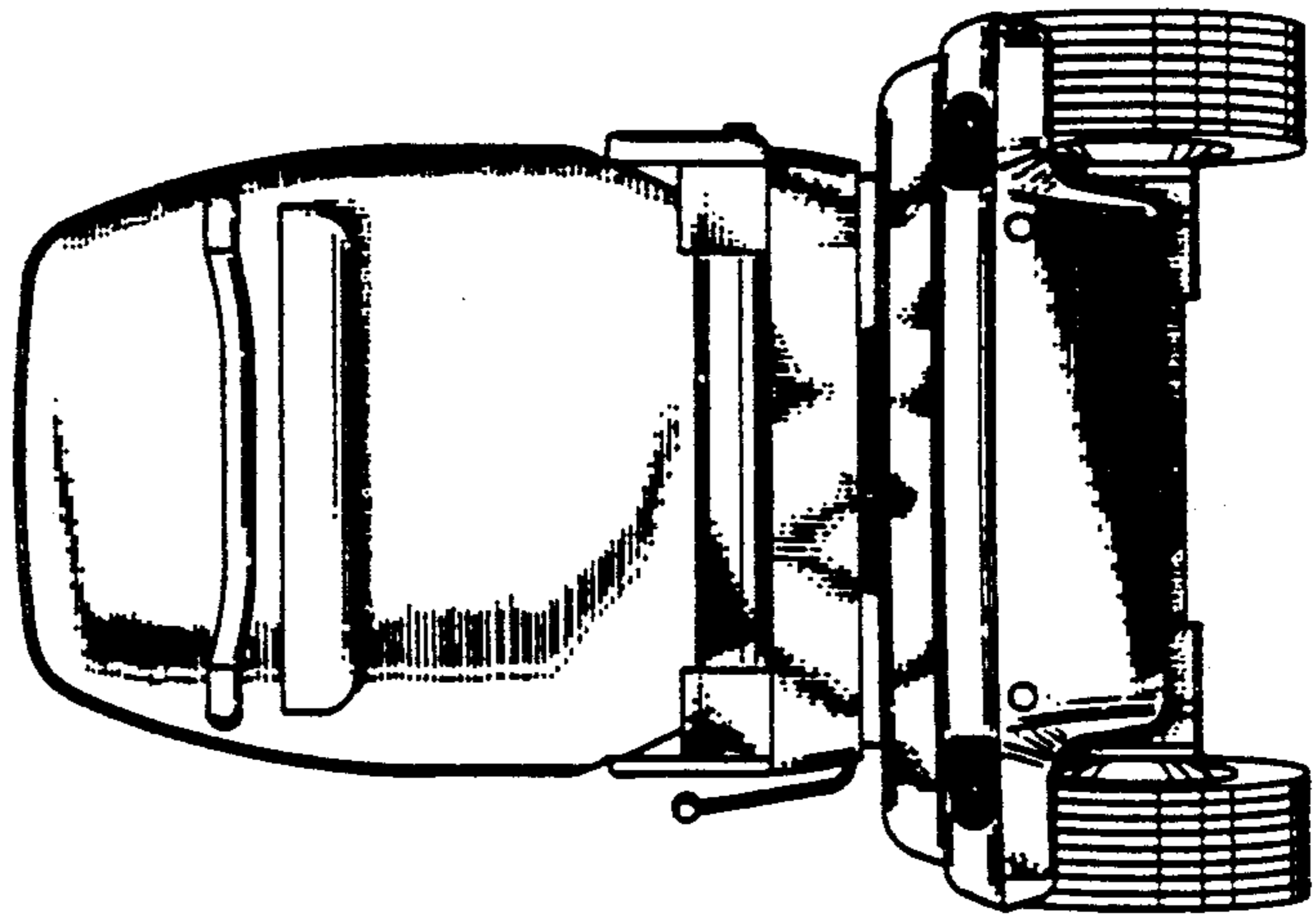


FIG. 4

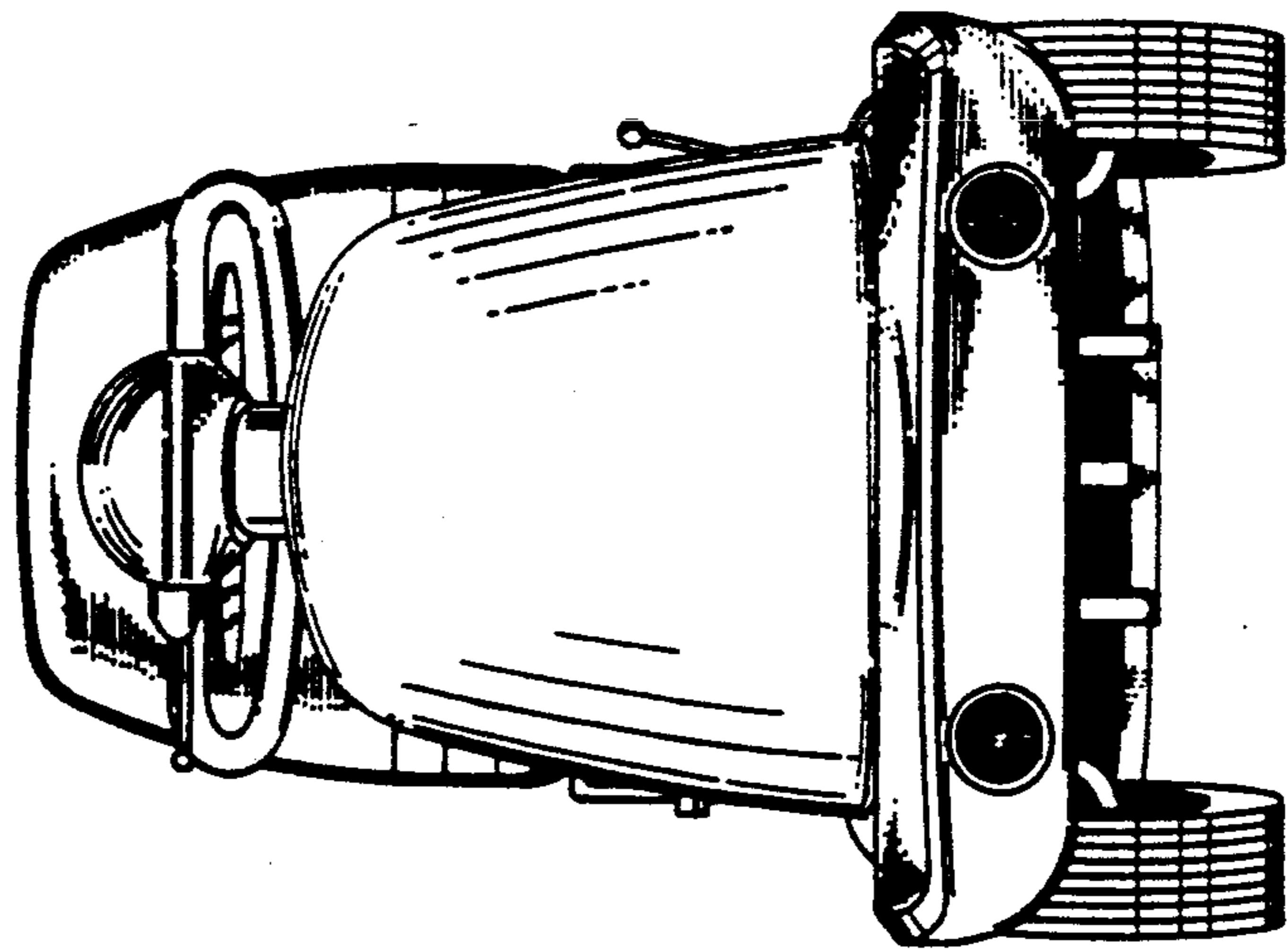


FIG. 7

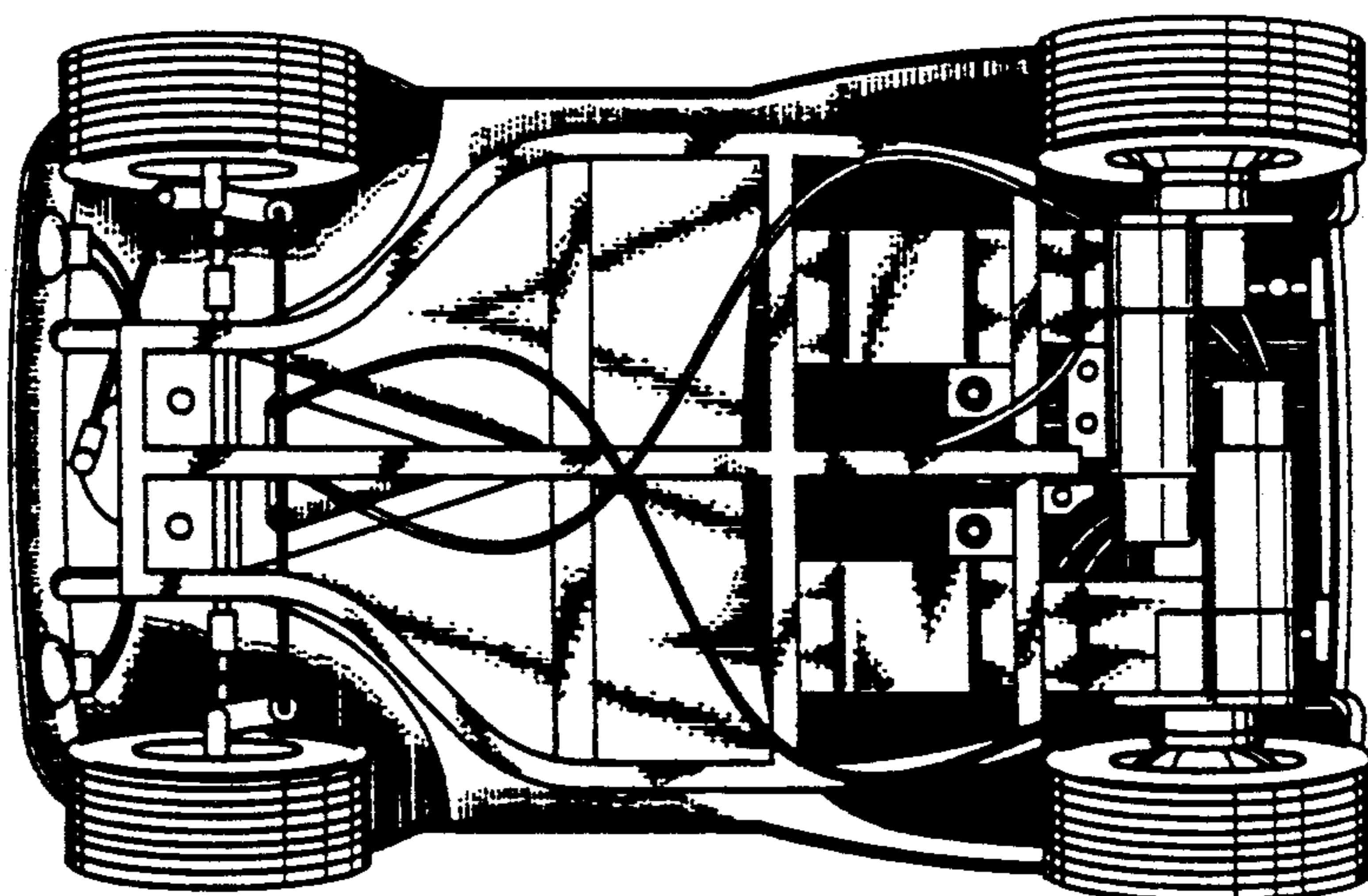


FIG. 6

