

United States Patent [19]
Cowan

[11] **Patent Number: Des. 322,042**
[45] **Date of Patent: ** Dec. 3, 1991**

[54] **EXPANSION BRACELET**
[75] **Inventor: Murray L. Cowan, Norwood, Mass.**
[73] **Assignee: Textron Inc., Providence, R.I.**
[**] **Term: 14 Years**
[21] **Appl. No.: 426,728**
[22] **Filed: Oct. 26, 1989**
[52] **U.S. Cl. D11/25; D11/19**
[58] **Field of Search D11/1-3,
D11/19-25, 93, 94, 12, 13; 59/76-90, 92;
63/1.1, 2, 3, 4, 5, 5.1, 5.2, 6, 9, 11; 224/175**
[56] **References Cited**
U.S. PATENT DOCUMENTS
D. 304,696 11/1989 Cowan D11/25

1,830,188 11/1931 Bellavance 59/80


Primary Examiner—A. Hugo Word
Assistant Examiner—R. T. Seifert
Attorney, Agent, or Firm—Samuels, Gauthier & Stevens

[57] **CLAIM**

The ornamental design for an expansion bracelet, as shown and described.

DESCRIPTION

FIG. 1 is a top plan view of an expansion bracelet showing my new design;
FIG. 2 is an enlarged partial top plan view, the central portion removed for ease of illustration;
FIG. 3 is a side elevational of FIG. 2;
FIG. 4 is an end elevational view of FIG. 2; and,
FIG. 5 is an enlarged partial top plan view.






FIG. 1



FIG. 3

FIG. 4

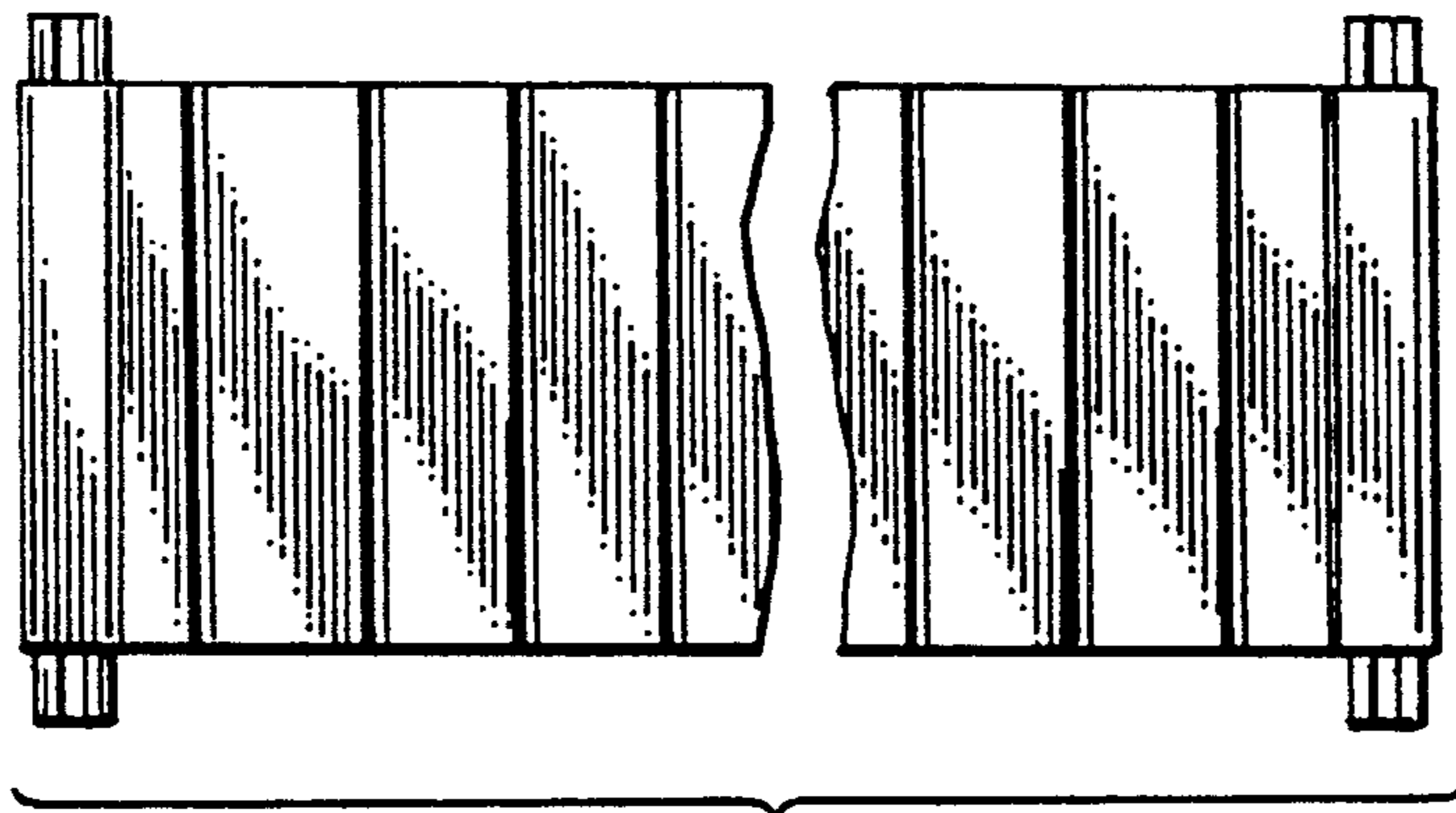


FIG. 2




FIG. 5