

[54] **GASOLINE PUMP NOZZLE TRIGGER HOLDER**
 [76] **Inventor: Edward R. Livingston, 32743 Stricker Dr., Warren, Mich. 48093**
 [**] **Term: 14 Years**
 [21] **Appl. No.: 518,862**
 [22] **Filed: May 4, 1990**
 [52] **U.S. Cl. D8/354**
 [58] **Field of Search D8/354, 349; D11/178, D11/179, 108; D10/64, 84; D32/46, 40**

D. 266,905 11/1982 Wallis D32/40 X
 D. 269,944 8/1982 Young D32/46
 D. 282,048 1/1986 Scanlon D8/354 X
 D. 282,240 1/1986 Gilford D8/354 X
 D. 298,213 10/1988 Iati D8/354
 D. 301,973 7/1989 Parella D8/354 X
 489,584 1/1893 Havener D10/64 X
 802,402 10/1905 Martin D10/64 X
 4,278,116 7/1981 Opp D8/354 X

Primary Examiner—Horace B. Fay, Jr.
Attorney, Agent, or Firm—Leon Gilden

[56] **References Cited**
U.S. PATENT DOCUMENTS
 D. 50,935 6/1917 Duke D11/108
 D. 133,481 8/1942 Mahan D11/179 X
 D. 168,640 1/1953 Smith D11/108
 D. 169,443 4/1953 Jones D11/108
 D. 169,444 4/1953 Jones D11/108
 D. 254,050 1/1980 Fitzgerald D8/354 X
 D. 255,321 1/1980 Stelman D8/354 X

[57] **CLAIM**
 The ornamental design for a gasoline pump nozzle trigger holder, as shown and described.

DESCRIPTION
 FIG. 1 is a front elevational view of a gasoline pump nozzle trigger holder showing my new design;
 FIG. 2 is a rear elevational view thereof;
 FIGS. 3 and 4 are respectively left and right side elevational views thereof; and
 FIGS. 5 and 6 are respectively top and bottom plan views thereof.

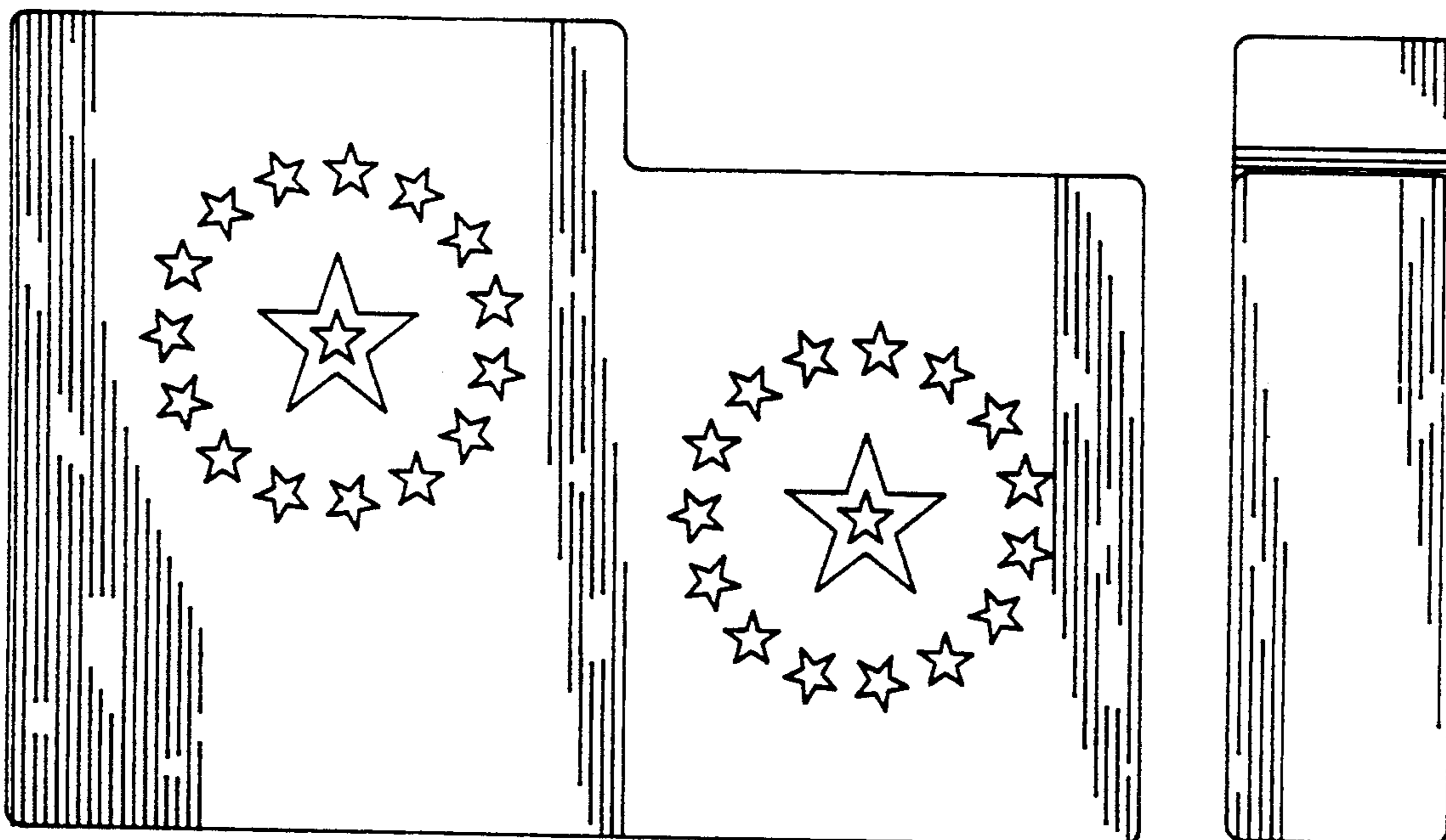


FIG. 1

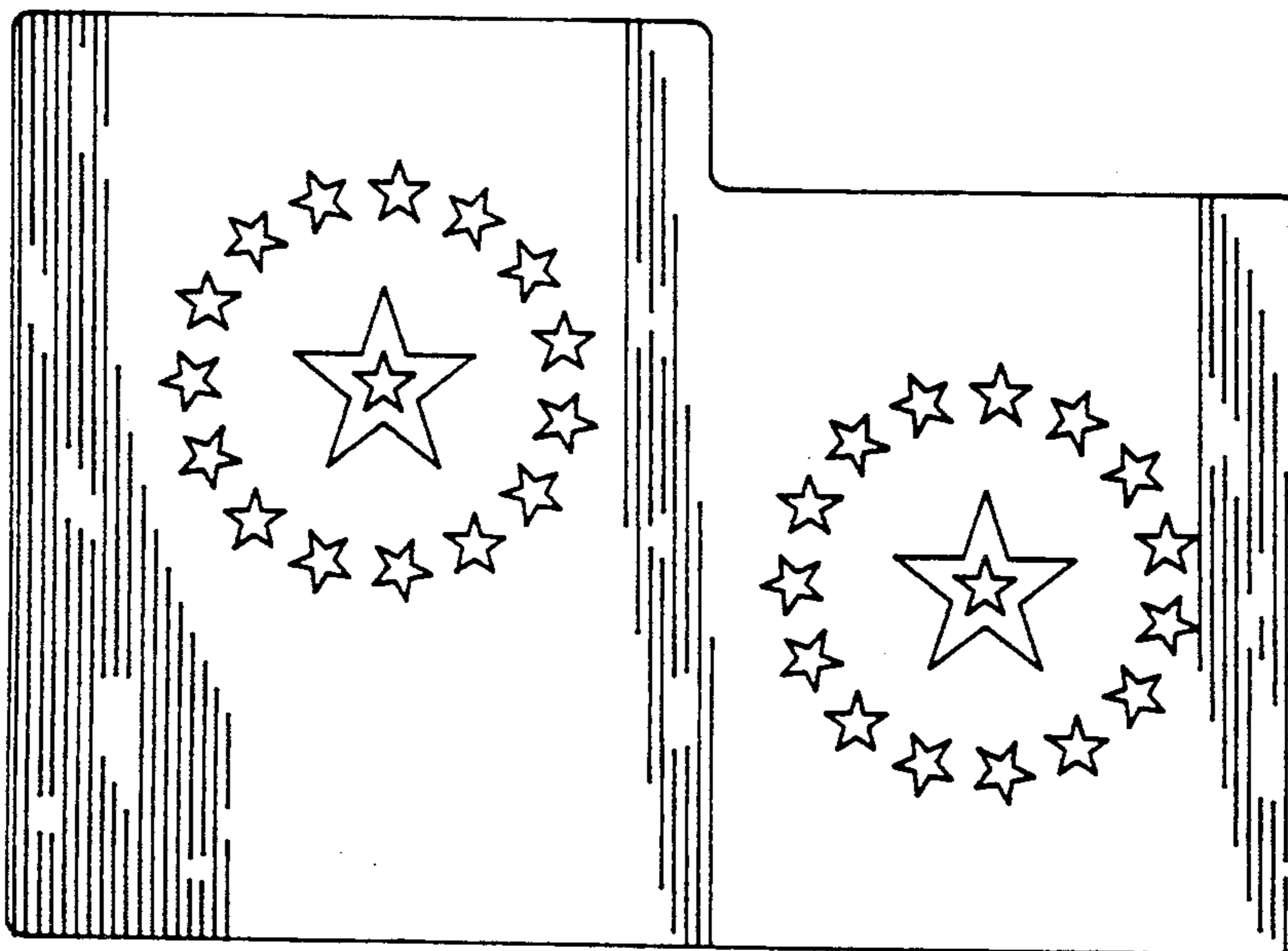


FIG. 2

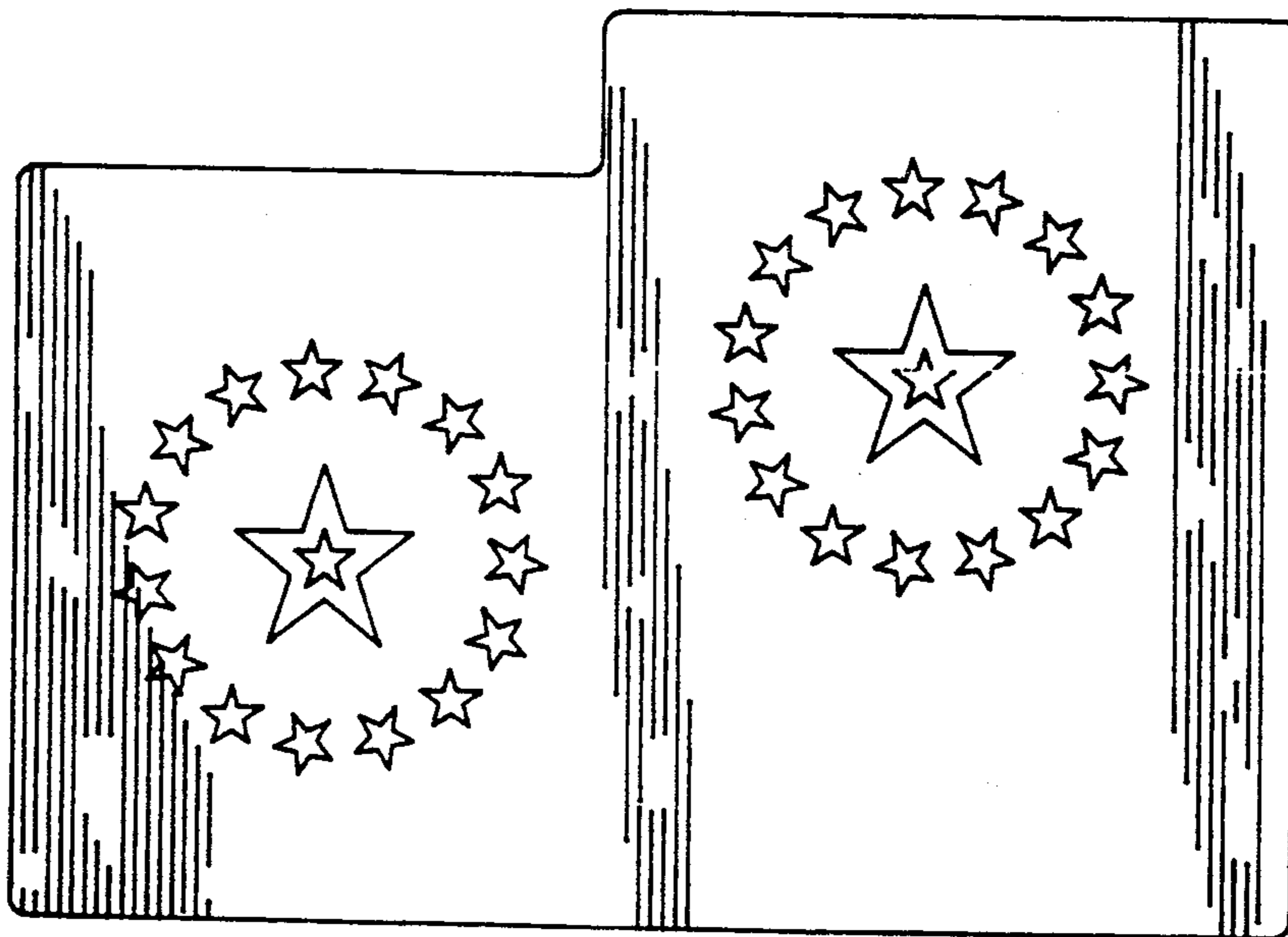


FIG. 3




FIG. 4



FIG. 5

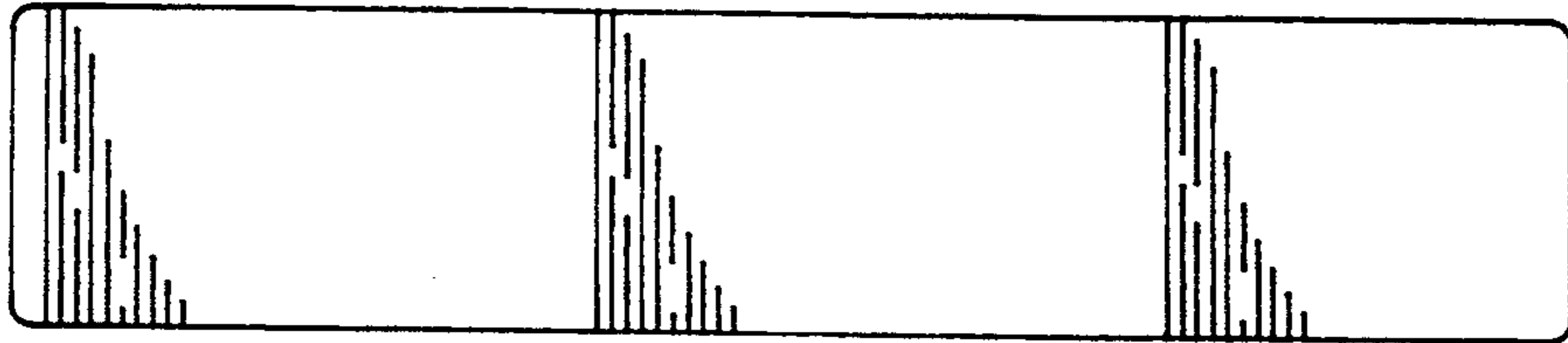


FIG. 6

