

[54] HANDLELESS TOOTHBRUSH

[76] Inventor: Dennis G. Oates, 4251 Ingraham St., San Diego, Calif. 92109

[\*\*] Term: 14 Years

[21] Appl. No.: 316,166

[22] Filed: Feb. 27, 1989

[52] U.S. Cl. .... D4/106

[58] Field of Search ..... D4/100-114, D4/119-120, 130, 132, 134, 199; D24/10-11; D28/64; 15/105-106, 167.1-167.3, 176.1-176.6, 104.061, 104.92-104.94; 128/62 A; 132/308-331

[56] References Cited

U.S. PATENT DOCUMENTS

- D. 130,437 11/1941 Patterson ..... D4/106
- D. 182,003 1/1958 Scholl ..... D4/120
- D. 311,454 10/1990 Rethman ..... D4/106
- 3,853,412 12/1974 Griffin ..... 15/104.061
- 4,517,701 5/1985 Stanford, Jr. .... 15/106
- 4,748,709 6/1988 Oates ..... 15/104.93

FOREIGN PATENT DOCUMENTS

2487668 2/1982 France ..... 15/104.93

Primary Examiner—Wallace R. Burke  
Assistant Examiner—Lavone D. Tabor  
Attorney, Agent, or Firm—Ralph S. Branscomb

[57] CLAIM

The ornamental design for a handleless toothbrush, as shown and described.

DESCRIPTION

FIG. 1 is a side elevational view of a handleless toothbrush showing my new design, the opposite side being a mirror image;

FIG. 2 is a top plan view thereof;

FIG. 3 is a bottom plan view thereof;

FIG. 4 is an end elevational view as seen from the top of FIG. 3; the opposite end being a mirror image;

FIG. 5 is a side elevational view of a second embodiment of the design shown in FIG. 1, the opposite side being a mirror image;

FIG. 6 is a top plan view thereof;

FIG. 7 is a bottom plan view thereof; and

FIG. 8 is an end elevational view as seen from the top of FIG. 7, the opposite end being a mirror image.


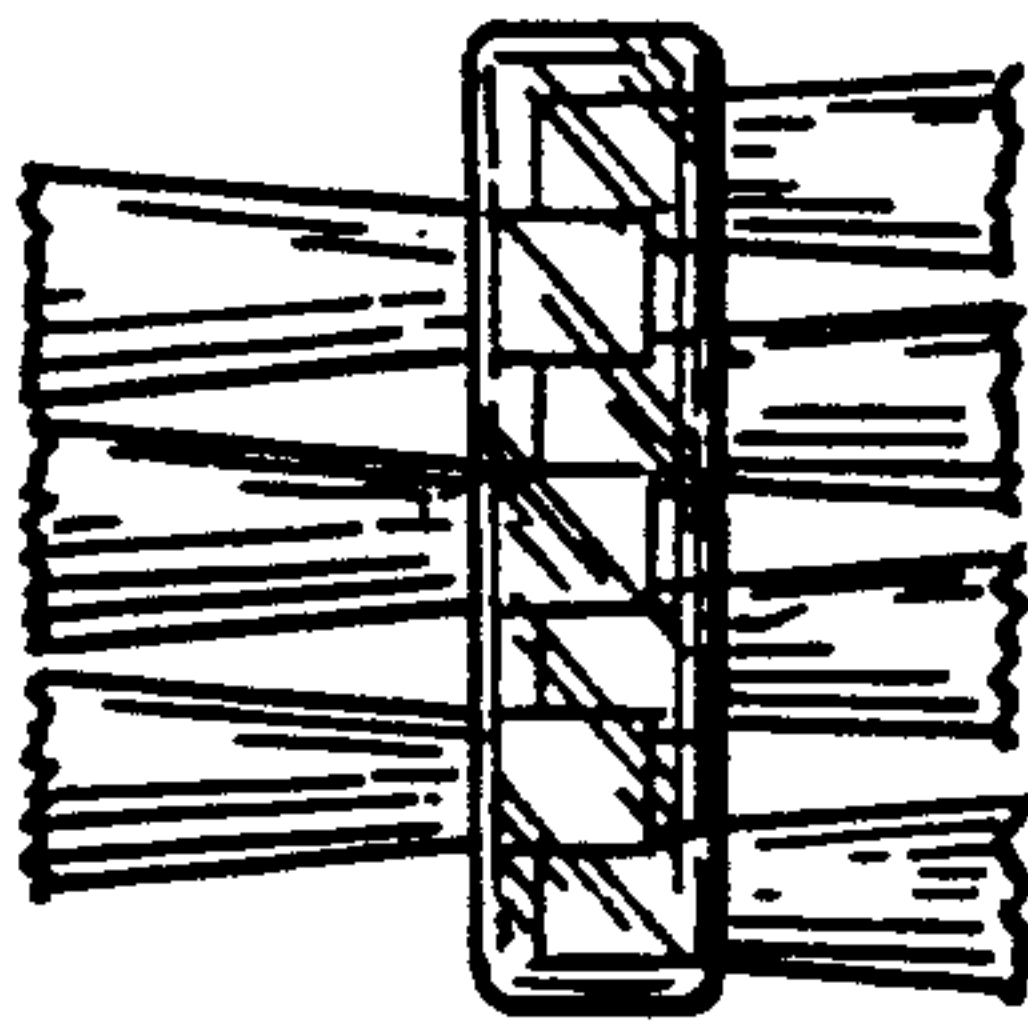



FIG. 2




FIG. 1

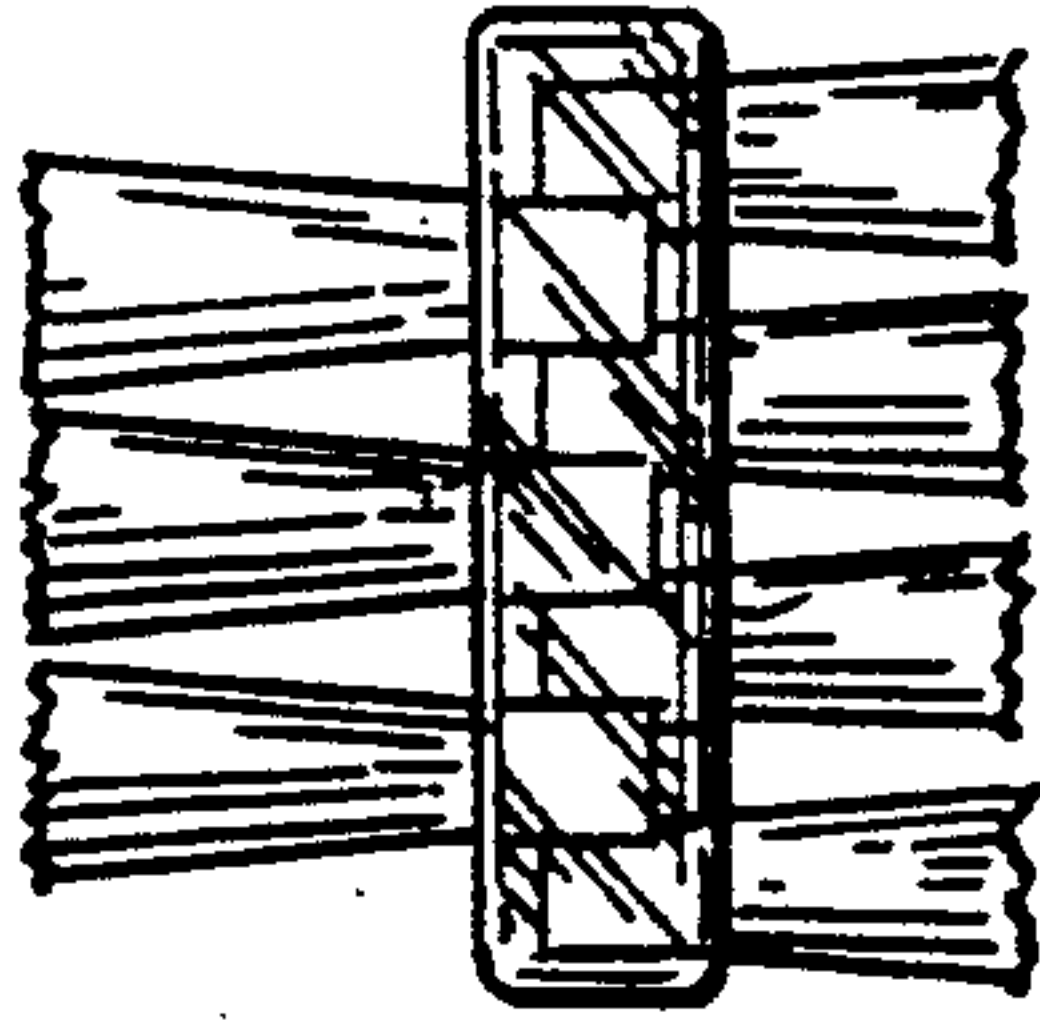


FIG. 3




FIG. 4

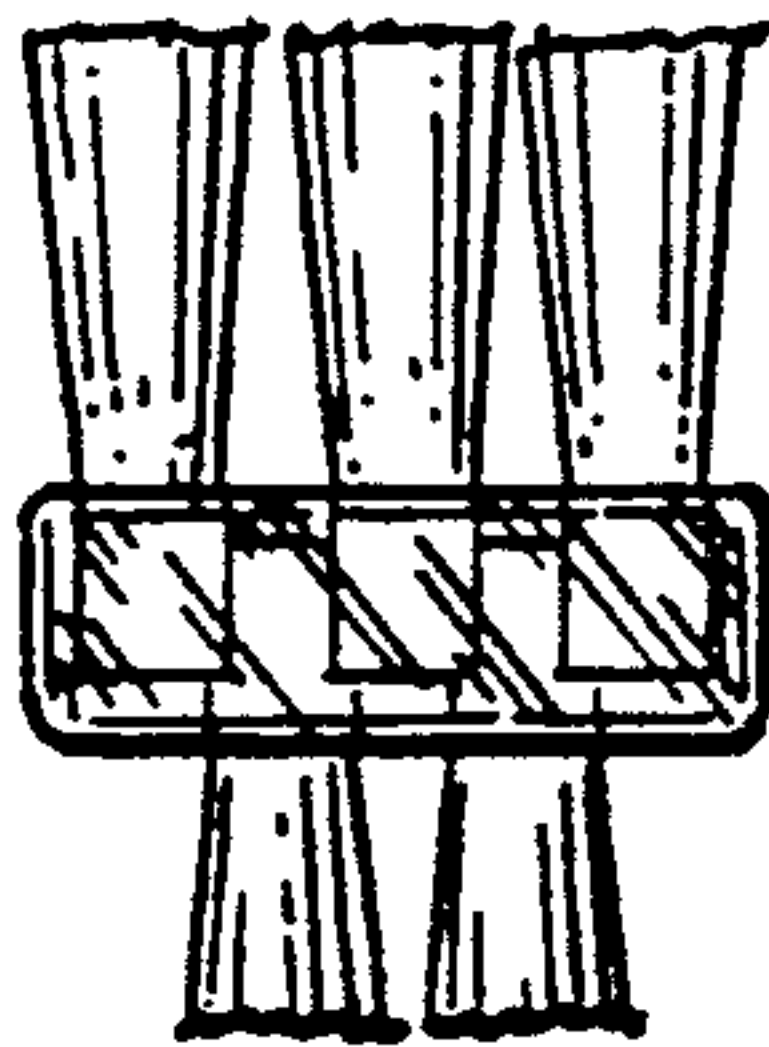


FIG. 6




FIG. 5

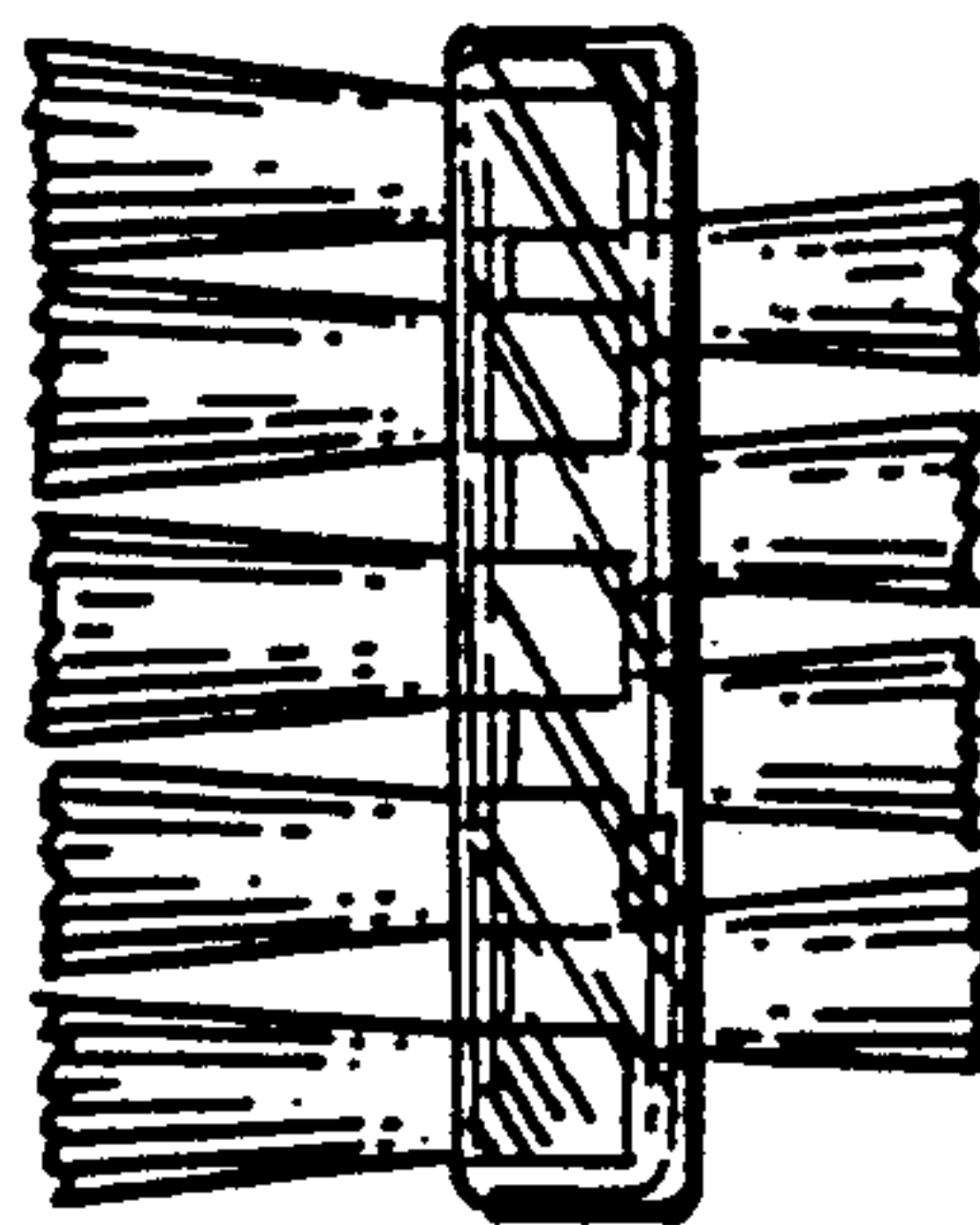


FIG. 7




FIG. 8

