

United States Patent [19]

Yasuhara

[11] Patent Number: **Des. 321,982**

[45] Date of Patent: **** Dec. 3, 1991**

[54] **COMPACT DISC CASE**

[75] Inventor: **Nae Yasuhara, Tokyo, Japan**

[73] Assignee: **Sony Corporation, Tokyo, Japan**

[**] Term: **14 Years**

[21] Appl. No.: **447,243**

[22] Filed: **Dec. 7, 1989**

[30] **Foreign Application Priority Data**

Jun. 9, 1989 [JP] Japan 1-21482

[52] U.S. Cl. **D3/35**

[58] Field of Search D3/30.1, 35, 56, 79;
D6/300, 310, 314; D19/21, 27, 32, 33;
40/158.1, 159, 159.2, 537; 206/44, 45.18, 45.2,
45.21, 45.24, 45.25, 45.26, 45.31, 309, 310, 311,
312, 313, 425, 444, 493; 281/38

[56] **References Cited**

U.S. PATENT DOCUMENTS

D. 239,467	4/1976	den Ouden	D6/310
1,379,612	5/1921	Baver	D6/310
1,775,618	9/1930	Kubler	206/45.25
2,112,062	3/1938	Berger	206/45.31
2,669,350	2/1954	Railton	206/45.21
2,816,651	12/1957	Burton	206/45.31
3,195,850	7/1965	Steiner	206/45.2
4,095,690	6/1978	Baldwin	206/312

4,327,831	5/1982	Inaba et al.	206/444
4,895,252	1/1990	Nomula et al.	206/310

FOREIGN PATENT DOCUMENTS

2709329	9/1978	Fed. Rep. of Germany	...	206/45.31
8702565	5/1989	Netherlands	206/444

Primary Examiner—A. Hugo Word

Assistant Examiner—Celia A. Murphy

Attorney, Agent, or Firm—Lewis H. Eslinger; Jay H. Maioli

[57] **CLAIM**

The ornamental design for a compact disc case, as shown and described.

DESCRIPTION

FIG. 1 is a perspective view of a compact disc case showing my new design;

FIG. 2 is a front elevational view thereof;

FIG. 3 is a rear elevational view thereof;

FIG. 4 is a left-side elevational view thereof;

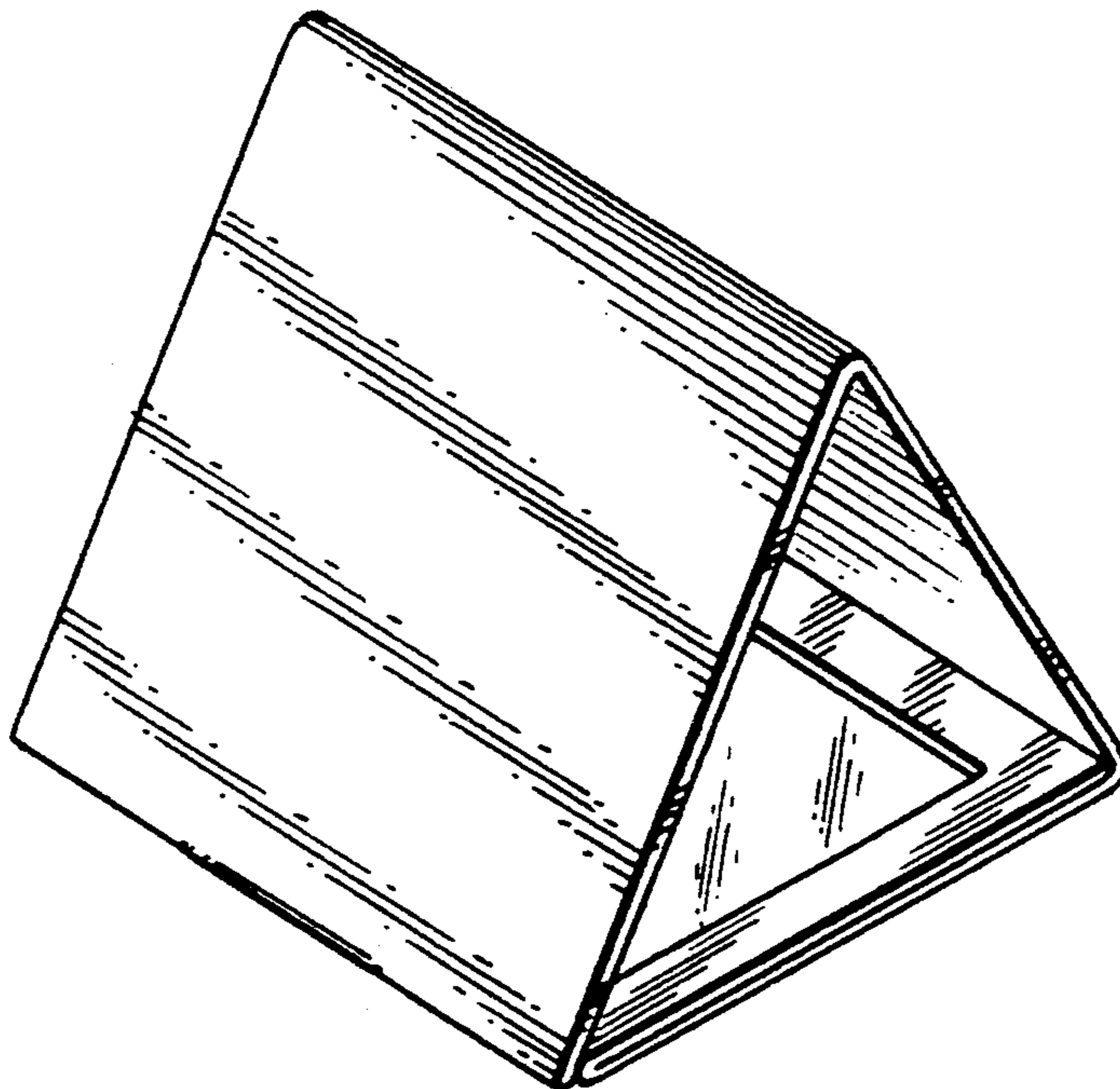
FIG. 5 is a right-side elevational view thereof;

FIG. 6 is a top plan view thereof;

FIG. 7 is a bottom plan view thereof;

FIG. 8 is a front elevational view thereof, shown fully extended, the rear being unornamented; and

FIG. 9 is a perspective view thereof shown folded into a triangular position.






FIG. 1

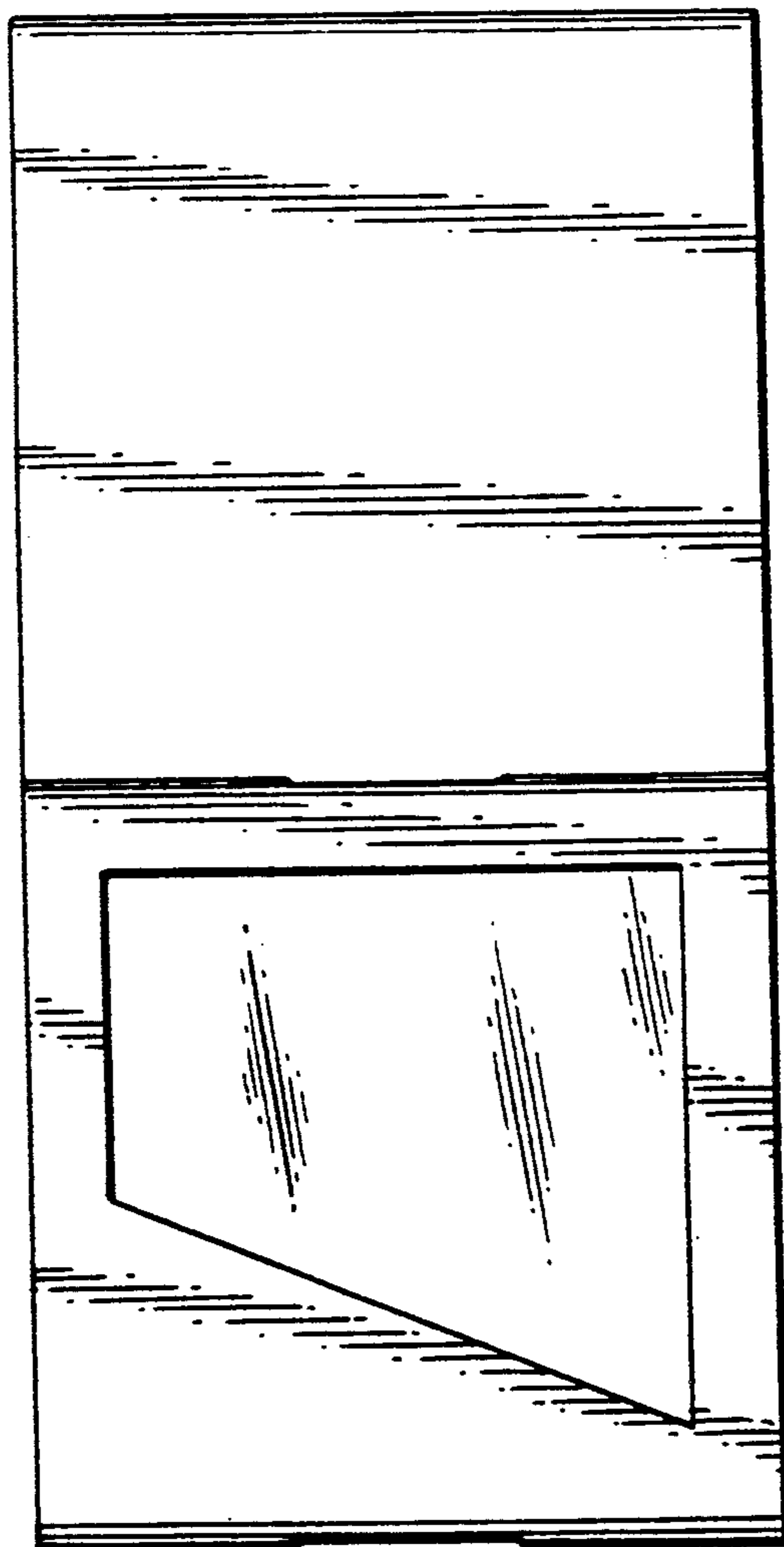


FIG. 2

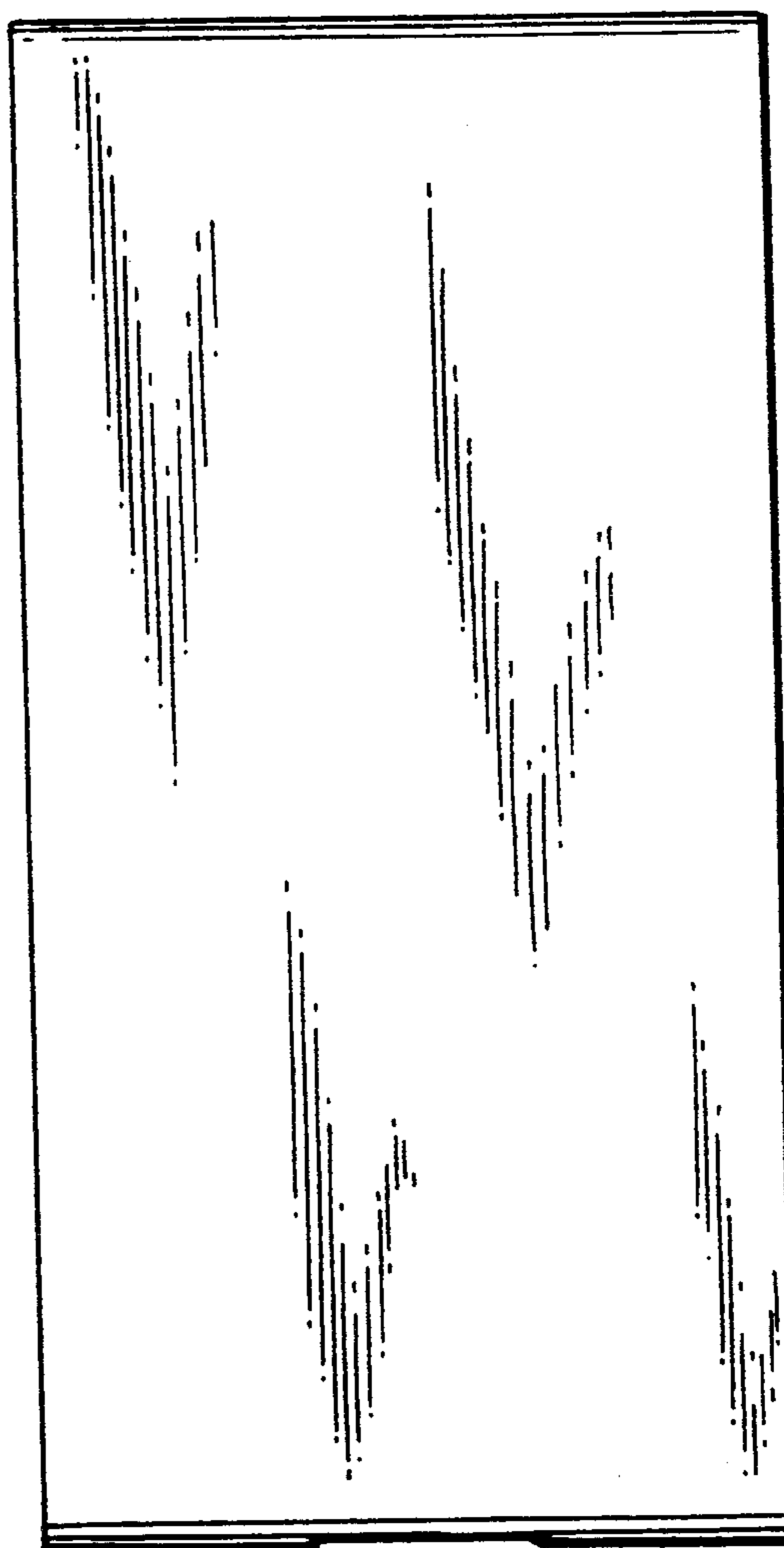


FIG. 3



FIG. 4



FIG. 5



FIG. 6



FIG. 7

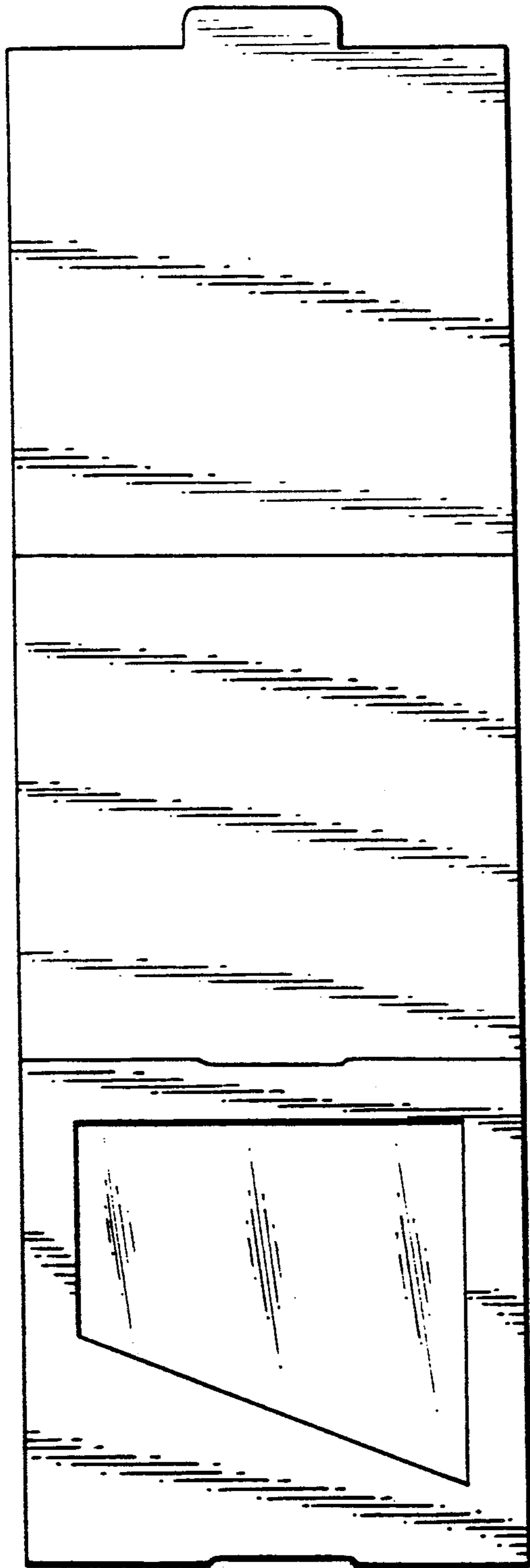


FIG. 8

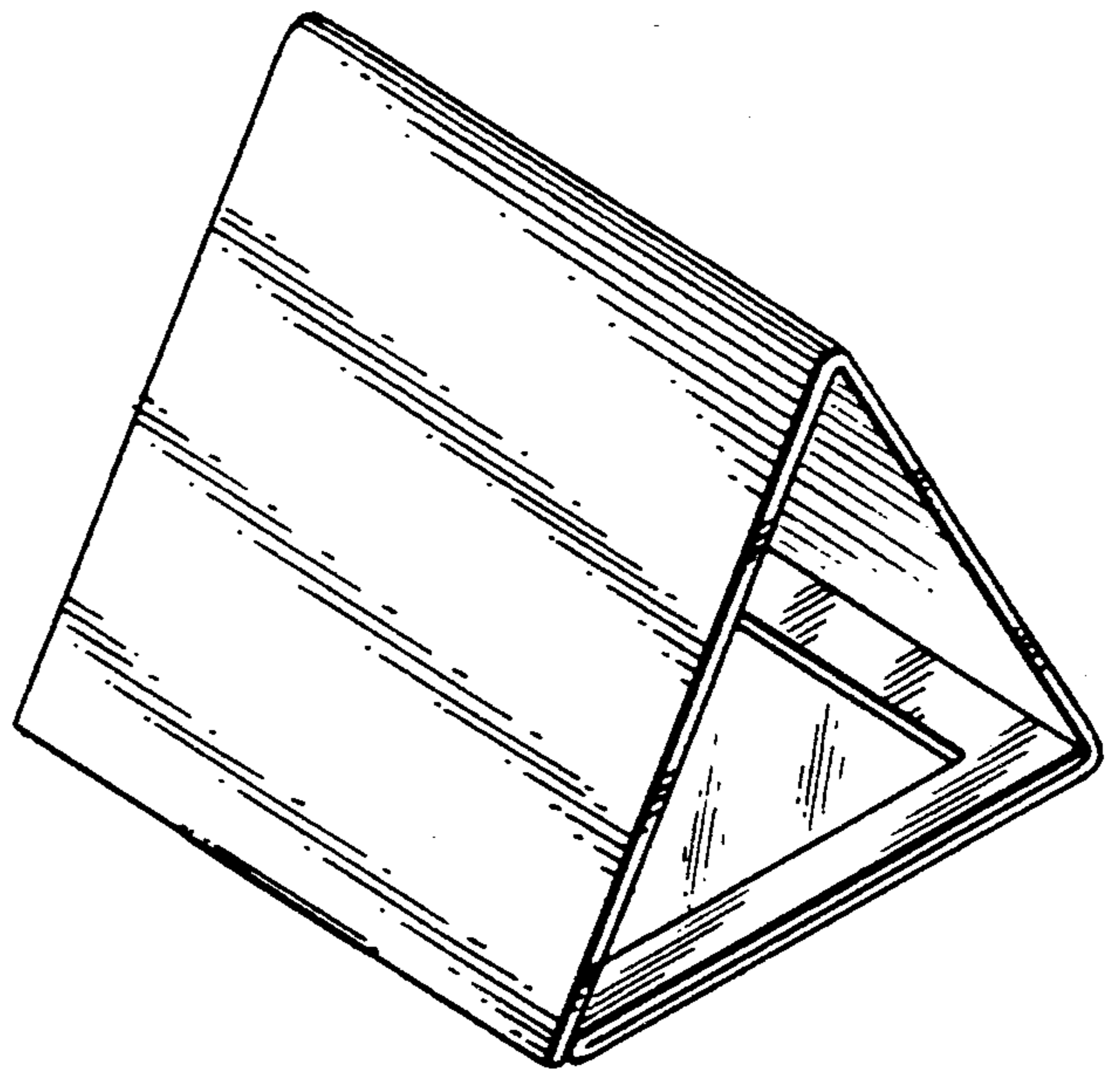


FIG. 9