

United States Patent [19]

Arnulf et al.

[11] Patent Number: **Des. 321,975**

[45] Date of Patent: **** Dec. 3, 1991**

[54] **SOLE SECTION OF A SPORT SHOE**

[75] Inventors: **Paul Arnulf**, Alby sur Cheran;
Francois Girard, Cran Gevrier, both
of France

[73] Assignee: **Salomon S.A.**, Chavanod, France

[**] Term: **14 Years**

[21] Appl. No.: **424,957**

[22] Filed: **Oct. 23, 1989**

[30] **Foreign Application Priority Data**

Apr. 26, 1989 [XH] Hague DM/013451
[52] U.S. Cl. **D2/320; D2/276**
[58] Field of Search **D2/264, 265, 271-276,**
D2/320; 36/32 R, 103, 112-117, 132, 136

[56] **References Cited**

U.S. PATENT DOCUMENTS

D. 276,856	12/1984	Delery et al.	D2/276
D. 284,613	7/1986	Bernault	D2/276
D. 284,614	7/1986	Bernault	D2/276
D. 299,780	2/1989	Copbet	D2/276
4,335,531	6/1982	Salomon	36/117

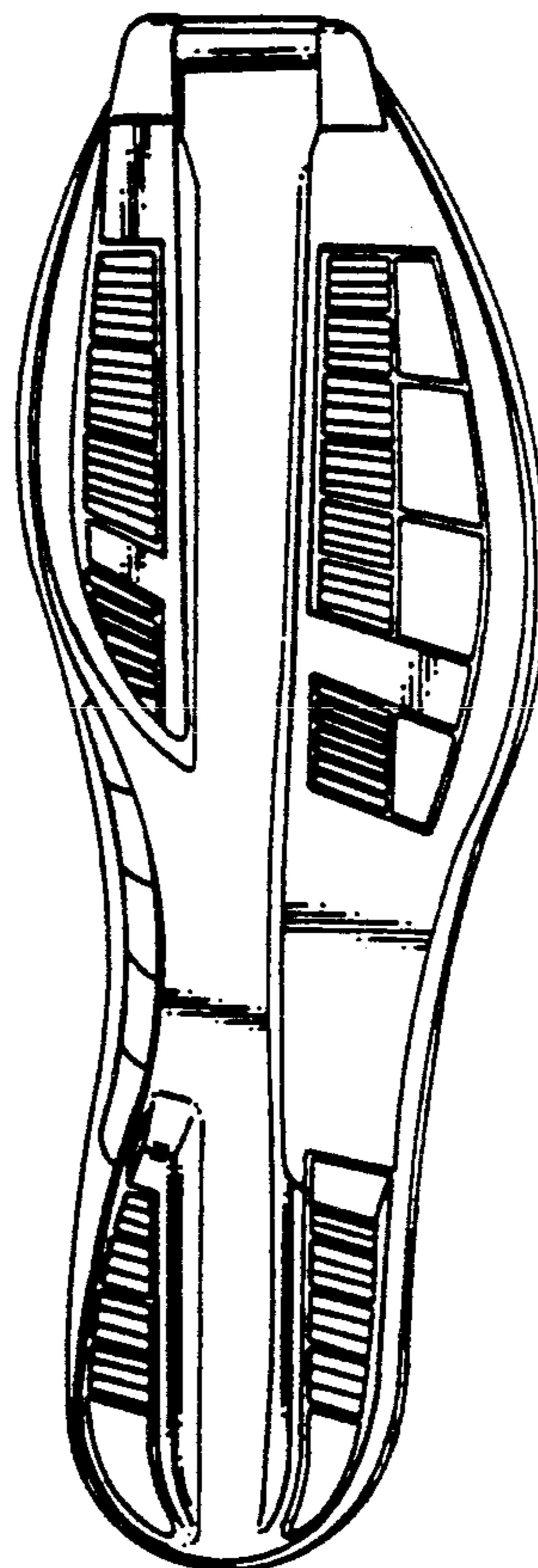
Primary Examiner—Louis S. Zarfaz
Attorney, Agent, or Firm—Sandler, Greenblum &
Bernstein

[57] **CLAIM**

The ornamental design for a sole section of a sport shoe, as shown and described.

DESCRIPTION

FIG. 1 is a top plan view of the sole section of a sport shoe showing our new design;
FIG. 2 is a bottom plan view thereof;
FIG. 3 is a right elevational view thereof;
FIG. 4 is a left elevational view thereof;
FIG. 5 is a rear elevational view; and
FIG. 6 is a front end elevational view.



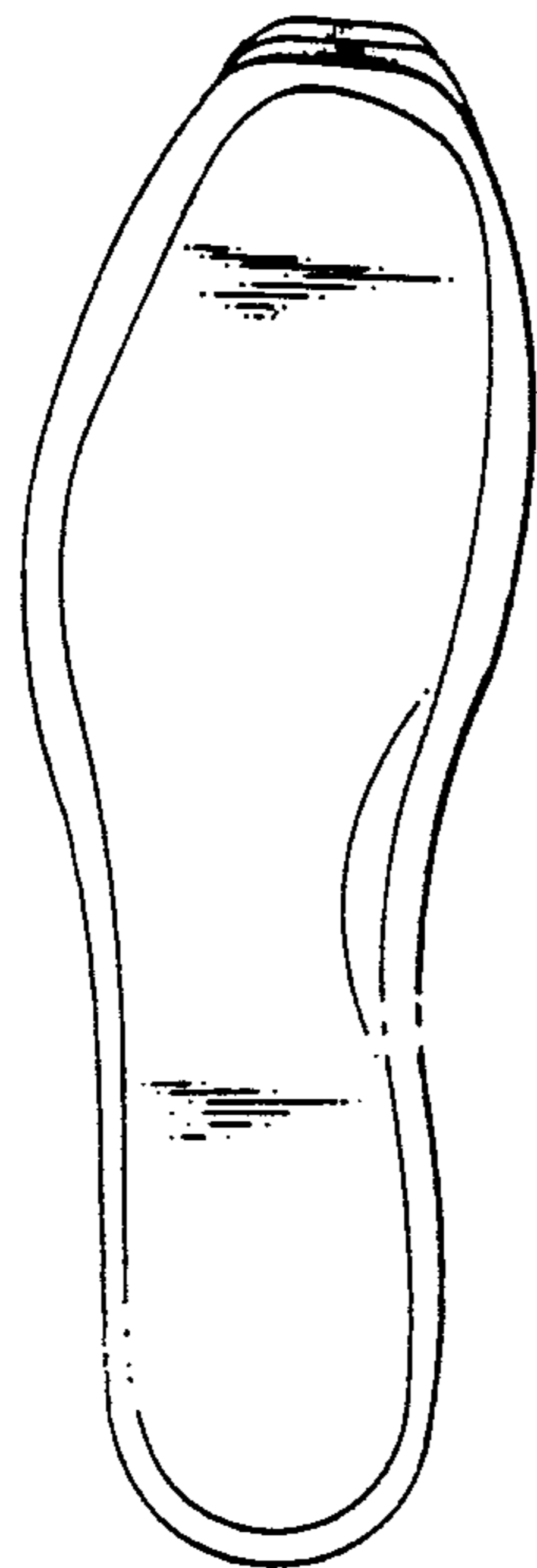


Fig. 1

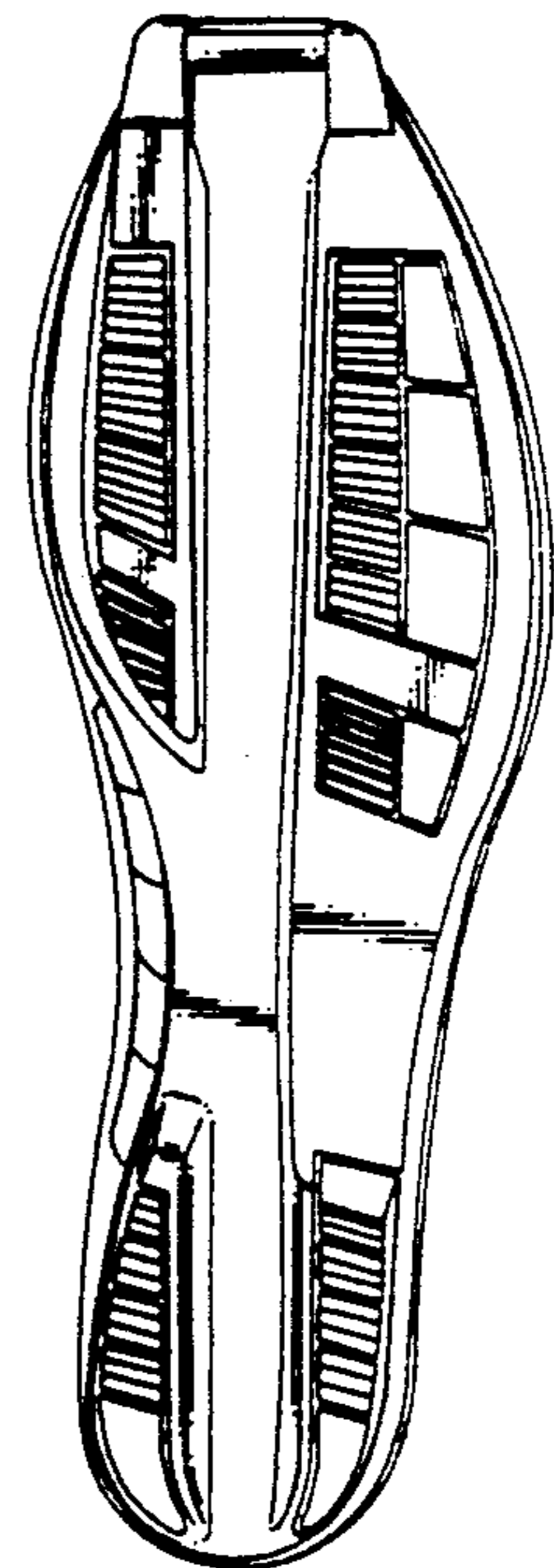


Fig. 2

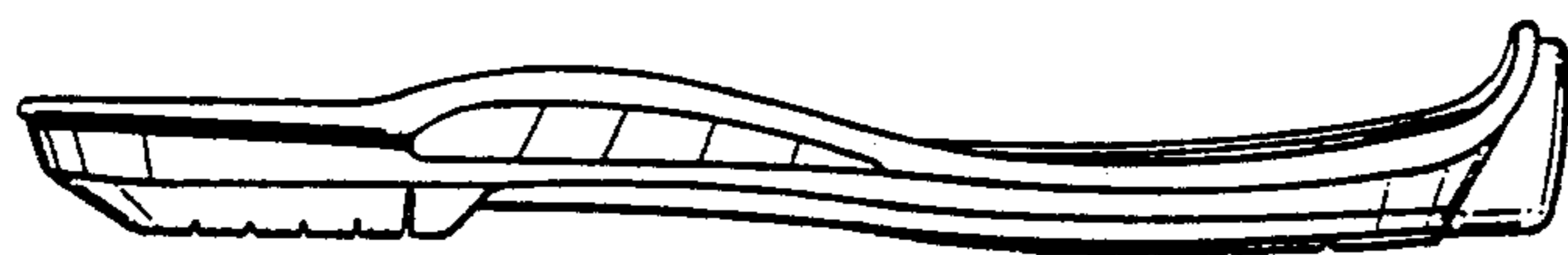


Fig. 3

Fig. 4




Fig. 5

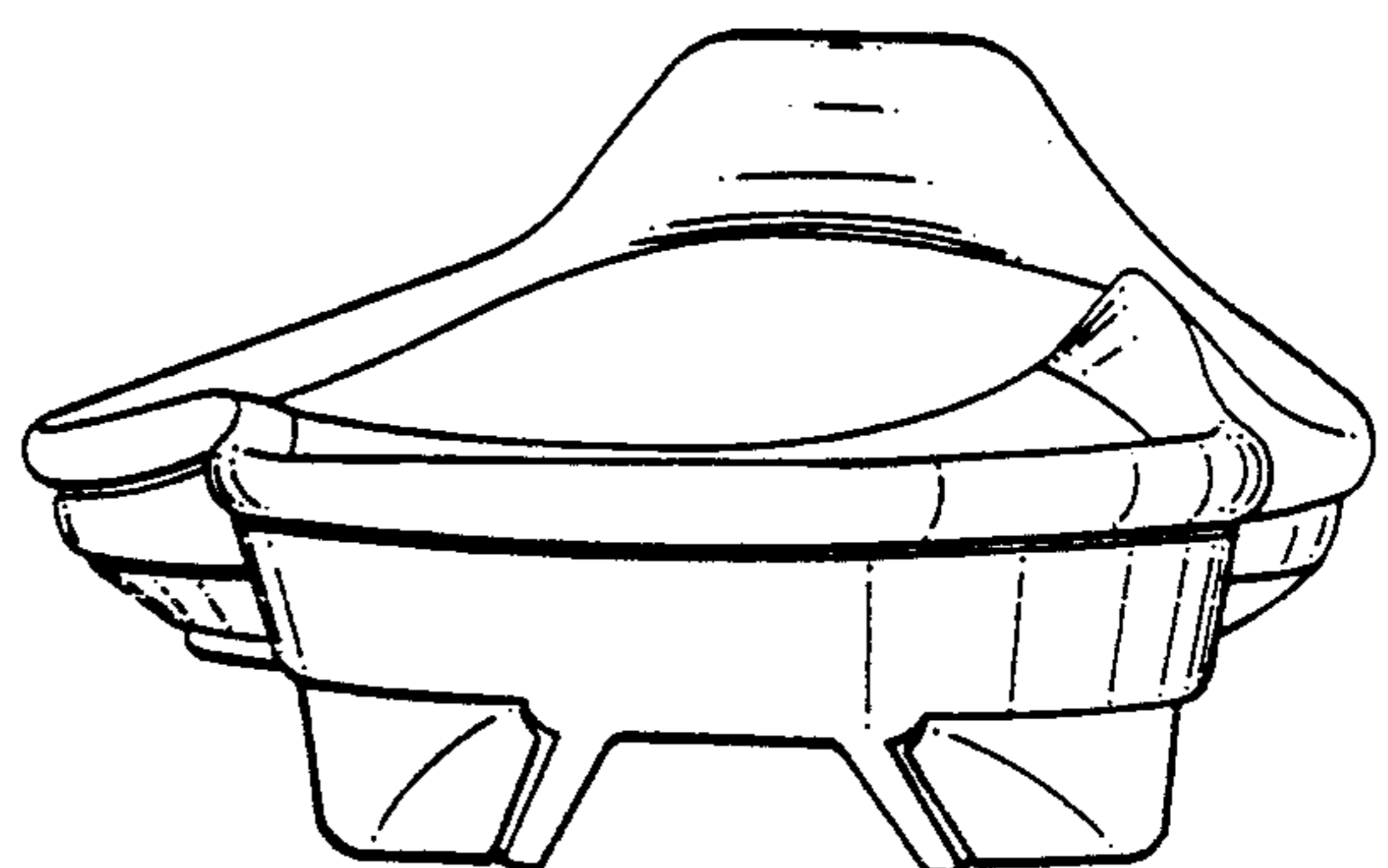


Fig. 6