

[54] **CUP SHAPED SHOE SOLE**

[75] **Inventor: Tinker L. Hatfield, Portland, Oreg.**

[73] **Assignees: Nike, Inc.; Nike International Ltd., both of Beaverton, Oreg.**

[**] **Term: 14 Years**

[21] **Appl. No.: 558,419**

[22] **Filed: Jul. 27, 1990**

[52] **U.S. Cl. D2/320**

[58] **Field of Search D2/264, 265, 268, 269, D2/274, 308-314, 317-321; 36/25 R, 28, 29, 30 R, 32 R, 43, 59 R, 59 C, 102-106, 112-116, 132, 136**

[56] **References Cited**

U.S. PATENT DOCUMENTS

D. 256,067	7/1980	Hagg et al.	D2/322
D. 260,196	8/1981	Plagenhoef	D2/319
D. 265,017	6/1982	Vermonet	D2/320
D. 265,019	6/1982	Vermonet	D2/320
D. 265,435	7/1982	Vermonet	D2/309
D. 266,286	9/1982	Vermonet	D2/309
D. 293,274	12/1987	Igoe	D2/320
D. 299,081	12/1988	Greenberg	D2/314
D. 299,681	2/1989	Miller et al.	D2/320
D. 301,385	6/1989	Weiner	D2/308
4,262,433	4/1981	Hagg et al.	36/25 R
4,378,643	4/1983	Johnson	36/129
4,439,936	4/1984	Clarke et al.	36/102
4,562,651	1/1986	Frederick et al.	36/102
4,817,304	4/1989	Parker et al.	36/114
4,918,841	4/1990	Turner et al.	36/114

OTHER PUBLICATIONS

Air Flight 90 Brochure.
 Nike Fall 1987 Catalog, pp. 50, 52, 54.
 Nike Fall 1988 Catalog, pp. 60, 62, 64, 66.
 Nike Spring 1989 Catalog, pp. 62, 64, 66, 68.
 Nike Fall 1989 Catalog, pp. 54, 56, 58, 60.
 Nike Fall 1990 Catalog, pp. 30, 56, 58, 60, 62, 64, 66.
 Nike Spring 1990 Catalog, pp. 56, 58, 60, 62, 64, 66.

Primary Examiner—Louis S. Zarfes
Attorney, Agent, or Firm—Banner, Birch, McKie, Beckett

[57] **CLAIM**

The ornamental design for a cup shaped shoe sole, as shown and described.

DESCRIPTION

FIG. 1 is a bottom plan view of a cup shaped shoe sole showing my new design;
 FIG. 2 is a cross sectional view of the sole as shown in section 2—2 of FIG. 1;
 FIG. 3 is a cross sectional view of the sole as shown in section 3—3 of FIG. 1;
 FIG. 4 is a side elevational view of one side of the cup shaped sole;
 FIG. 5 is a side elevational view of the other side of the cup shaped sole;
 FIG. 6 is a front elevational view of the cup shaped sole and;
 FIG. 7 is a rear elevational view of the cup shaped sole. The broken line showing of a shoe upper and the internal top and side surfaces of the sole cross sections are for illustrative purposes and form no part of the claimed design.

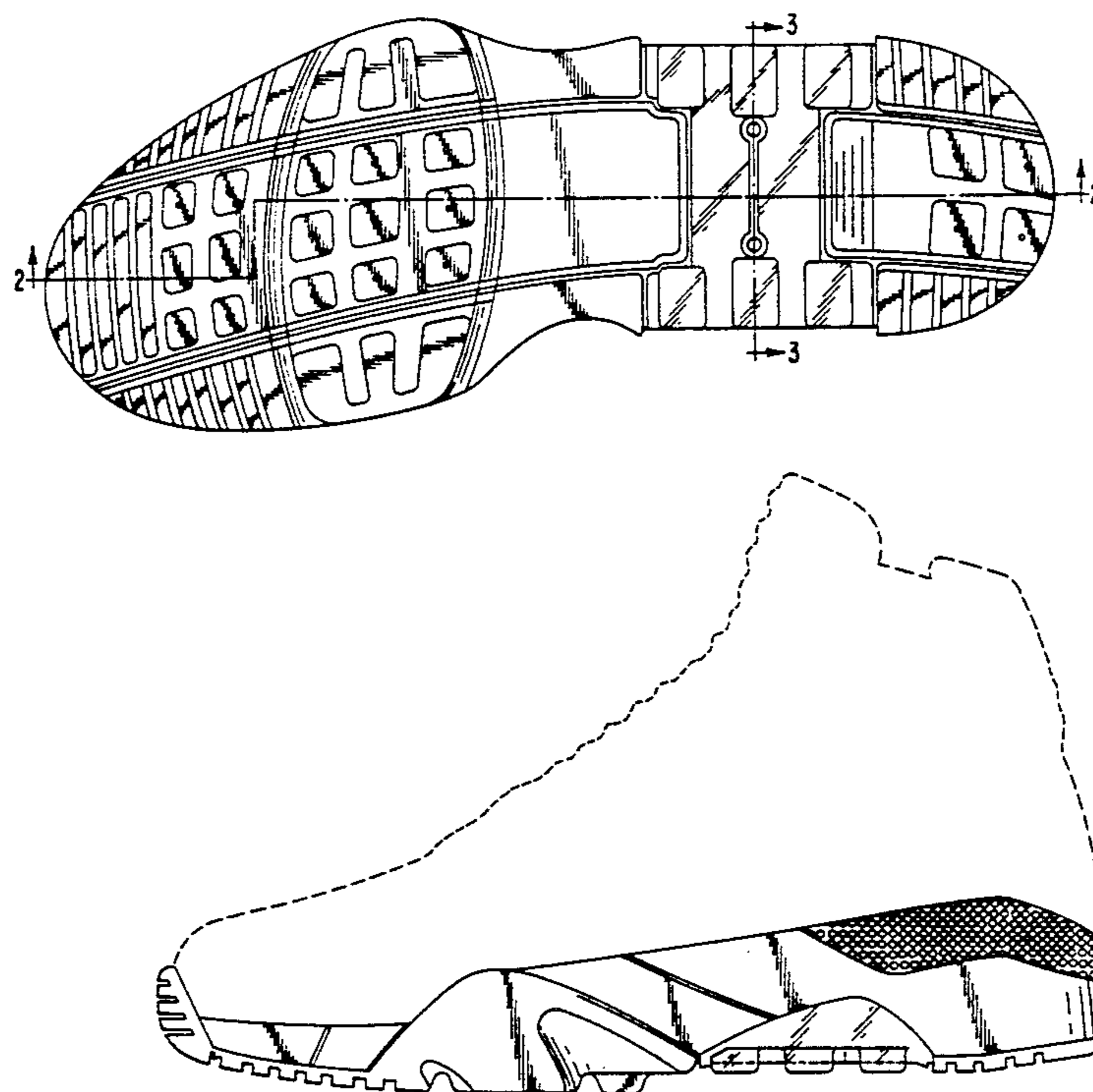


FIG. 1

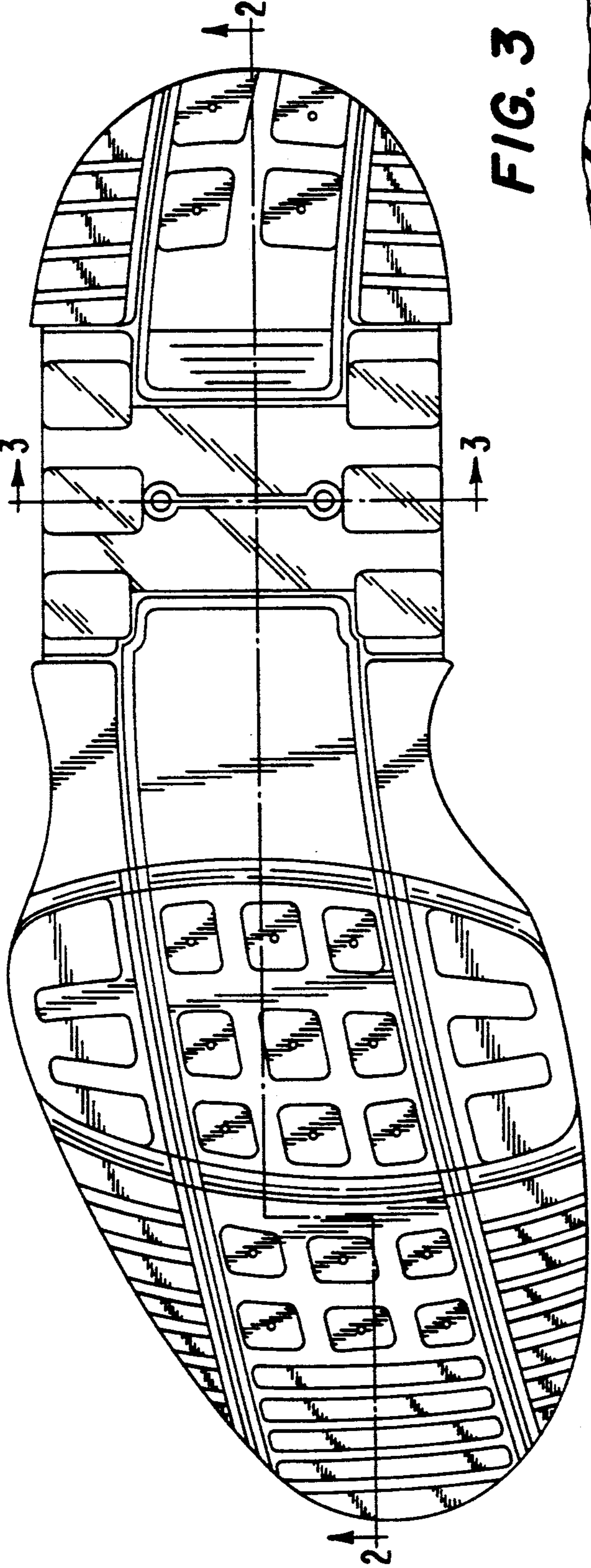


FIG. 3

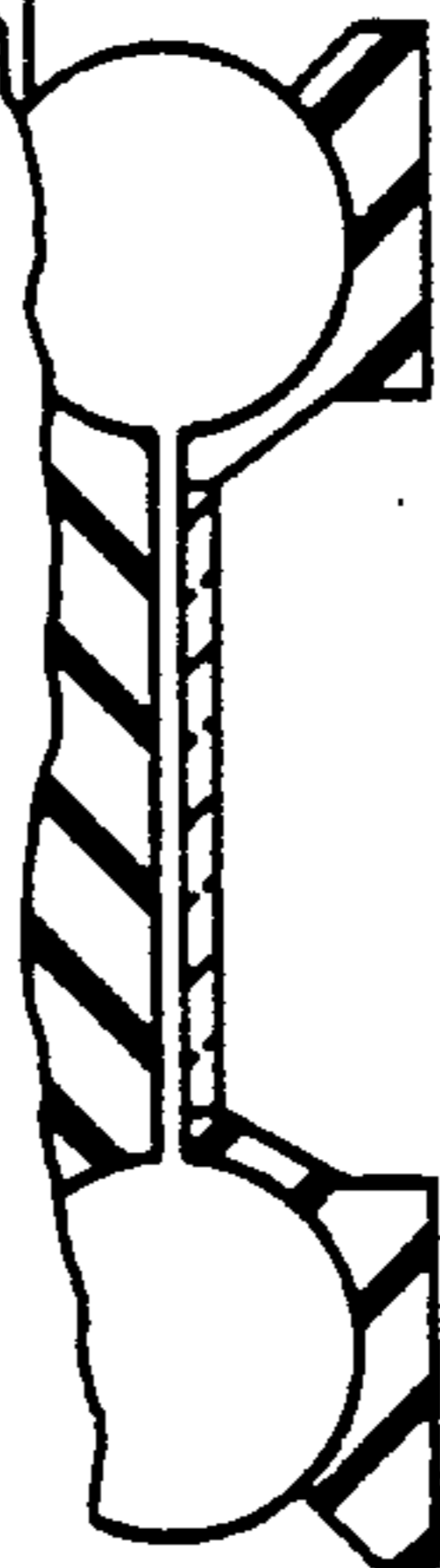



FIG. 2



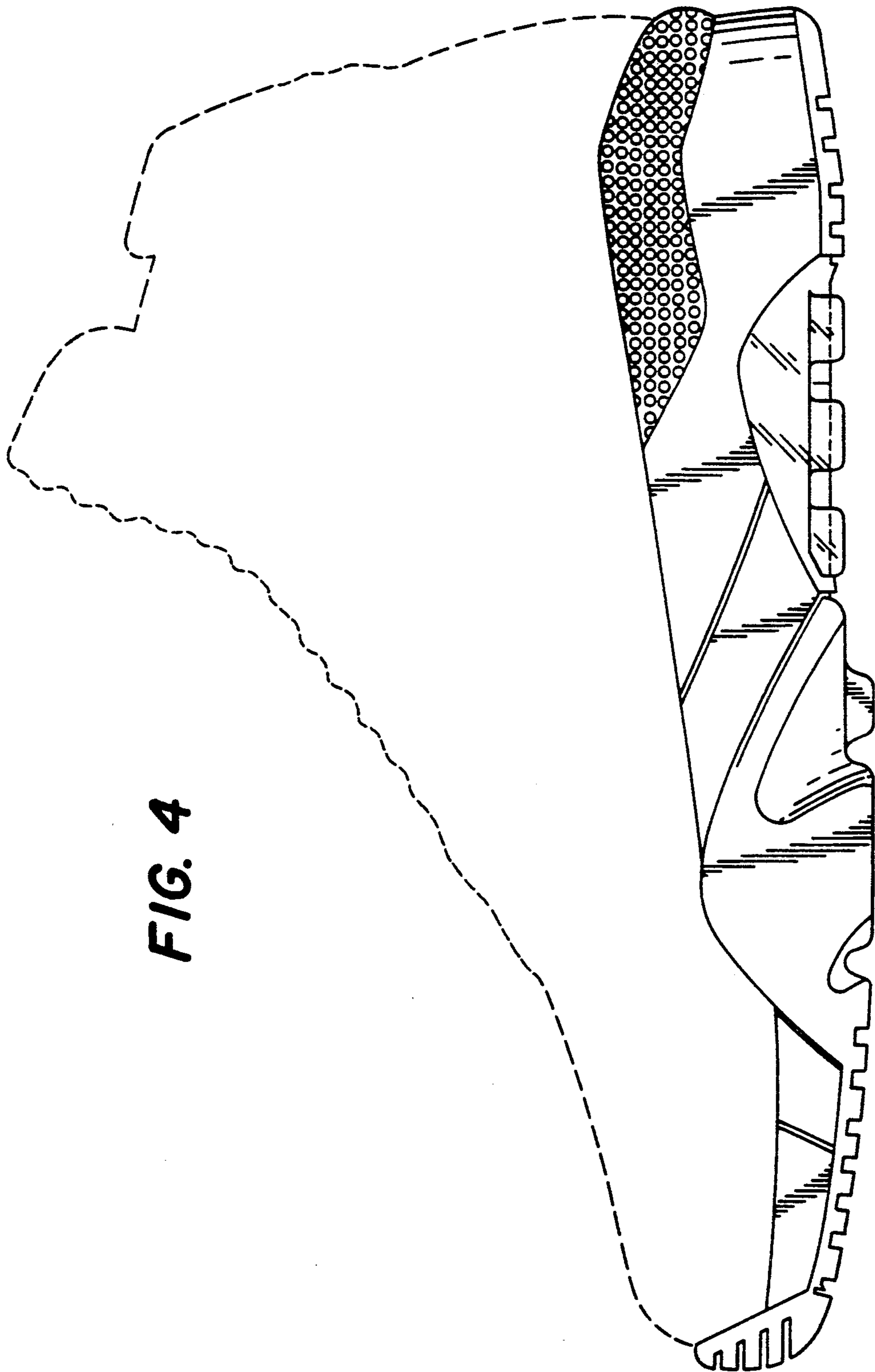


FIG. 4

FIG. 5

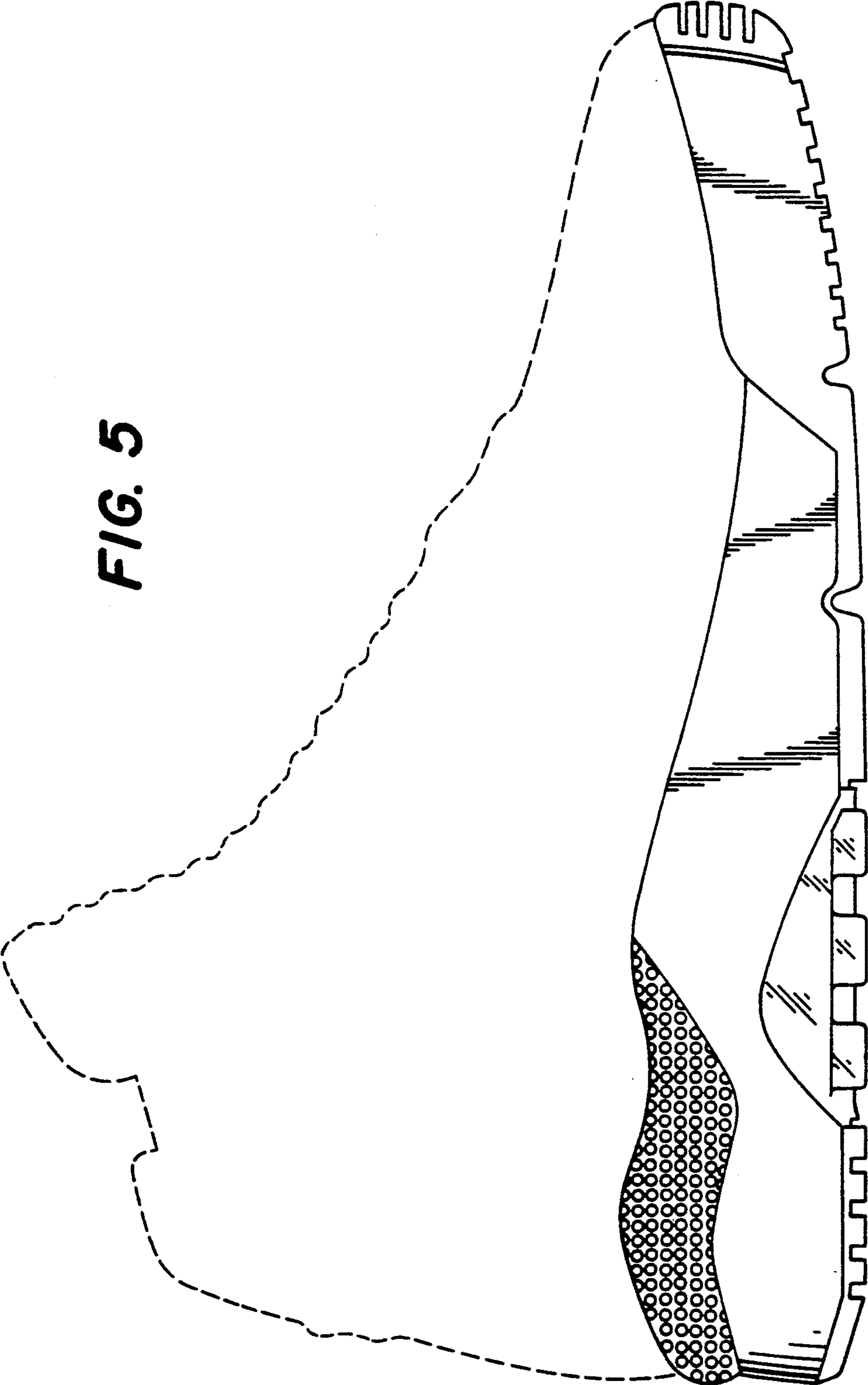


FIG. 6

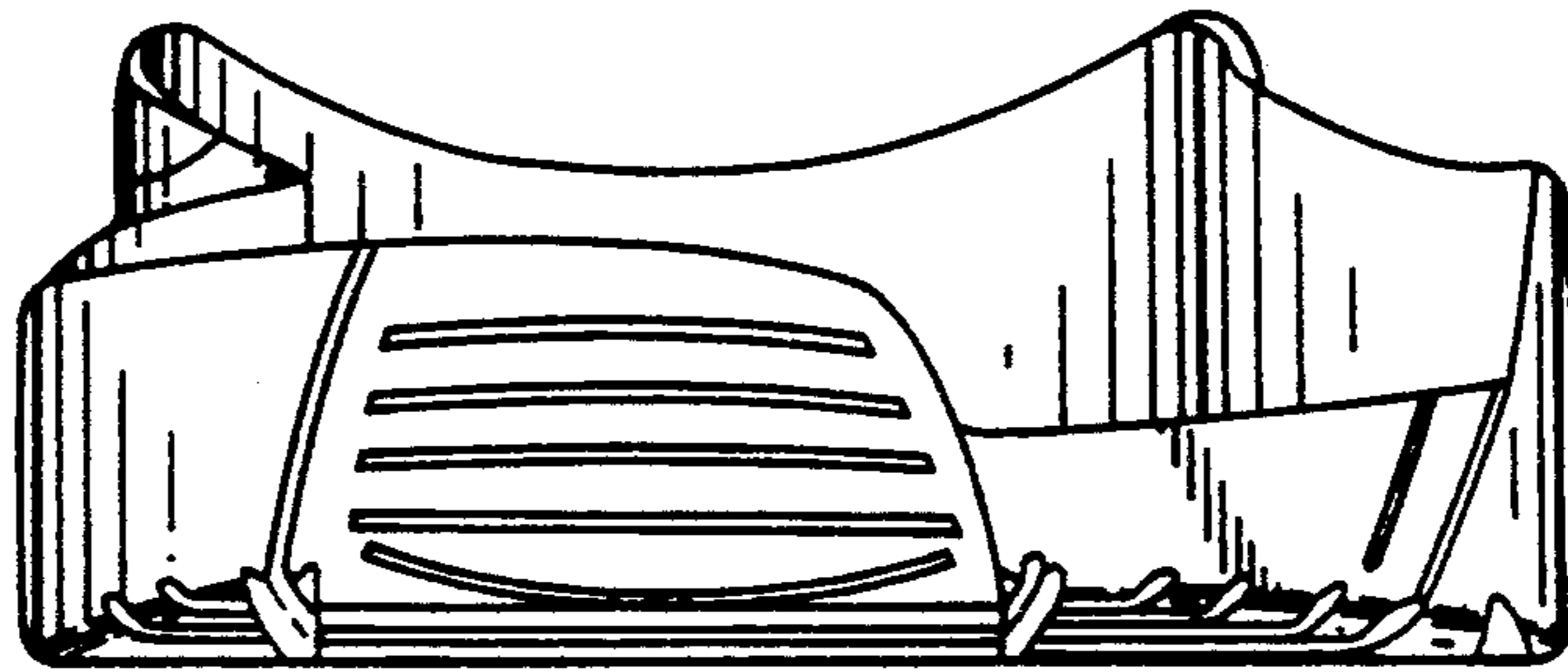


FIG. 7

