

[54] PROTECTIVE SOLE ATTACHMENT FOR SPIKED SHOES

[76] Inventor: Norman L. Cochran, 4664 Hardin-Marion Rd. N., Kenton, Ohio 43326

[\*\*] Term: 14 Years

[21] Appl. No.: 389,556

[22] Filed: Aug. 4, 1989

[52] U.S. Cl. .... D2/271; D2/311; D2/314; D2/317; D2/320

[58] Field of Search ..... D2/264, 265, 271, 278, D2/277, 311, 314, 317, 320; 36/1.5, 2 R, 2 A, 135, 132, 136, 70 R, 71.5, 72 R, 72 A, 72 B, 73, 7.6

[56] References Cited

U.S. PATENT DOCUMENTS

D. 300,684	4/1989	Turner	.....	D2/277
354,693	12/1886	Dick	.....	D2/320 X
2,155,166	4/1939	Kraft	.....	D2/320 X
2,162,912	6/1939	Craver	.....	D2/320 X

2,801,478	8/1957	Gilbert	.....	36/135 X
4,258,483	3/1981	Hogue	.....	36/135

FOREIGN PATENT DOCUMENTS

3044032	6/1982	Fed. Rep. of Germany	.....	36/135
---------	--------	----------------------	-------	--------

Primary Examiner—Louis S. Zarfes  
Attorney, Agent, or Firm—Cushman, Darby & Cushman

[57] CLAIM

The ornamental design for a protective sole attachment for spiked shoes, as shown and described.

DESCRIPTION

FIG. 1 is a top, inner side perspective view from above of a protective sole attachment for spiked shoes showing my new design;  
FIG. 2 is a front elevational view thereof;  
FIG. 3 is a rear elevational view thereof;  
FIG. 4 is an inner side elevational view thereof;  
FIG. 5 is an outer side elevational view thereof;  
FIG. 6 is a top plan view thereof;  
FIG. 7 is a bottom plan view thereof; and  
FIG. 8 is a cross-sectional view taken along line 8—8 of FIG. 6.

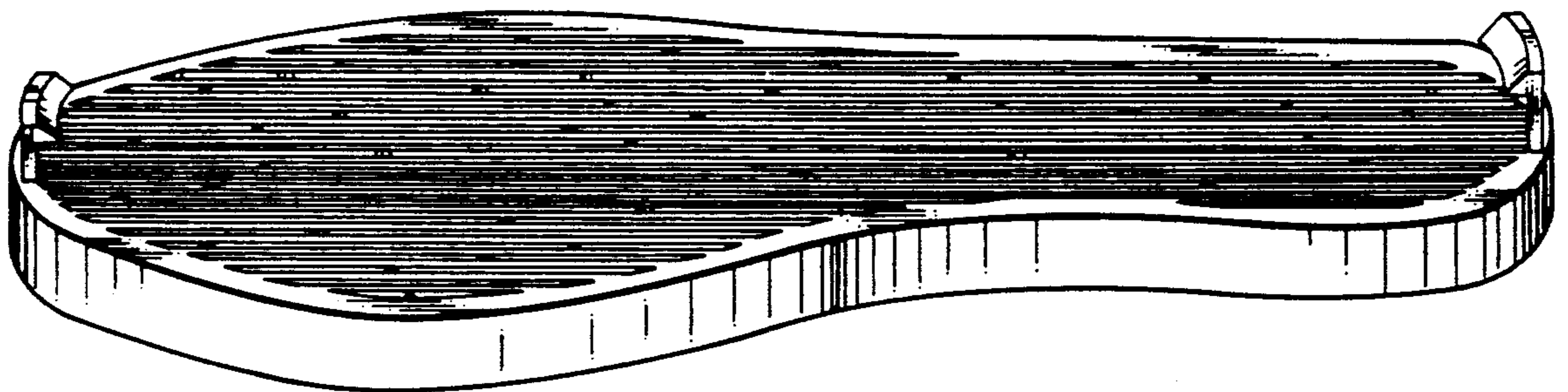


FIG. 1

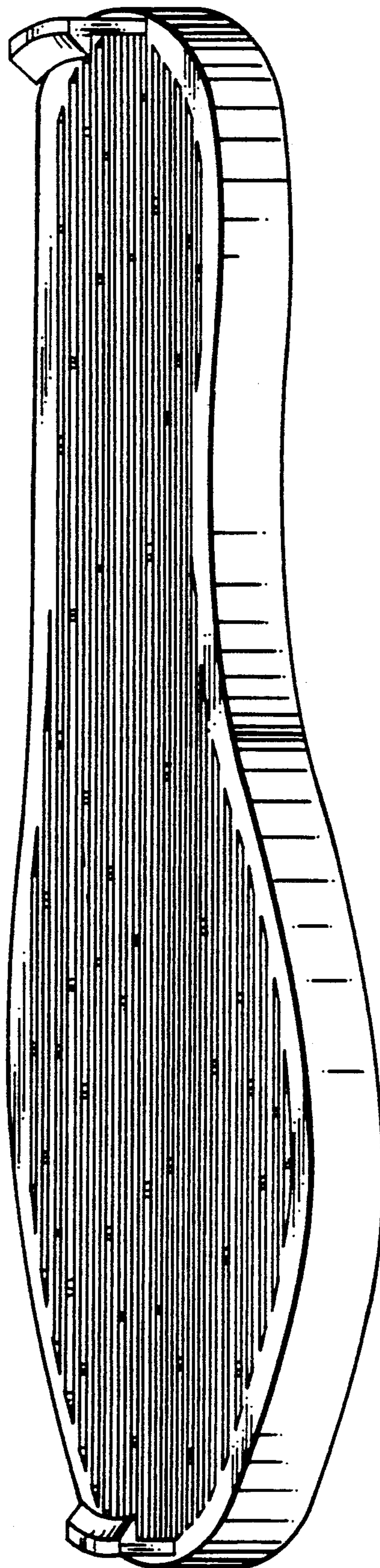


FIG. 2

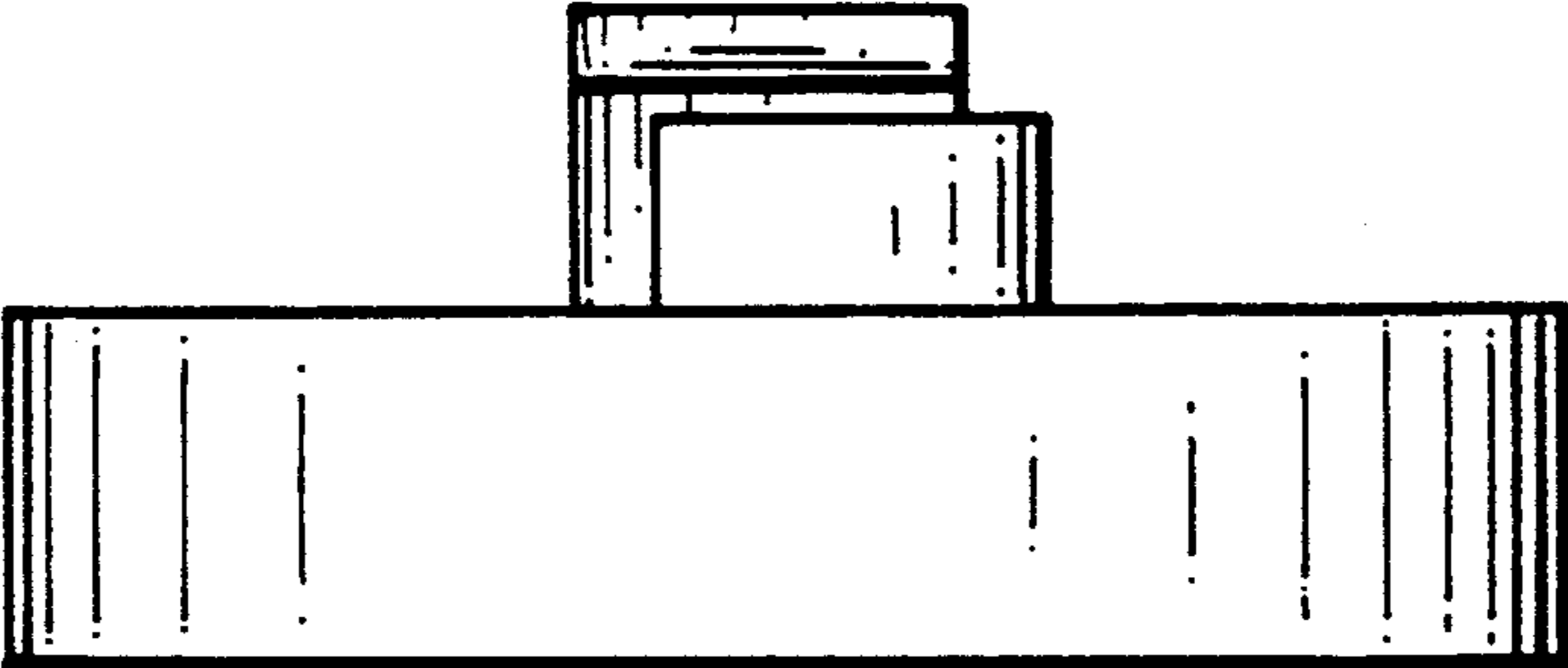


FIG. 3

