

[54] **PAIR OF CHAPS**
 [75] **Inventors: William Upthegrove, Jr.; Joel A. Montgomery, Jr., both of St. Louis, Mo.**
 [73] **Assignee: Maverick Mountain, Inc., St. Louis, Mo.**
 [**] **Term: 14 Years**
 [21] **Appl. No.: 409,260**
 [22] **Filed: Sep. 19, 1989**
 [52] **U.S. Cl. D2/225; D2/25; D2/28**
 [58] **Field of Search D2/28, 29, 225, 226, D2/227; 2/22, 23, 242, 338**

| | | | |
|-----------|---------|--------------------|---------|
| 3,085,248 | 4/1963 | Benson | 2/46 |
| 3,269,036 | 8/1966 | Parker et al. | 36/2 B |
| 3,605,122 | 9/1971 | Myers | 2/239 |
| 4,089,068 | 5/1978 | Swallow | 2/76 |
| 4,509,214 | 4/1985 | Shea | 2/322 |
| 4,622,697 | 11/1986 | Tajima | 2/23 |
| 4,633,527 | 1/1987 | Ehring | 2/2 |
| 4,681,113 | 7/1987 | Coplans | 450/134 |
| 4,800,594 | 1/1989 | Young | 2/237 |

OTHER PUBLICATIONS

News Reporter News Weekly: 8-8-1949; p. 9, "Chaparejos" top of page.
 Great Garb for Gardener Greenknees advertisement dated May/Jun. 1989, p. 19, Denman & Company.

Primary Examiner—A. Hugo Word
Assistant Examiner—Celia A. Murphy
Attorney, Agent, or Firm—Rogers, Howell & Haferkamp

[56] **References Cited**
U.S. PATENT DOCUMENTS

| | | | |
|------------|---------|-------------------|----------|
| 147,385 | 2/1874 | Gernshym | 66/178 R |
| D. 156,400 | 12/1949 | Beatty | D2/29 |
| D. 201,861 | 8/1965 | Cummins | D2/28 |
| D. 241,086 | 8/1976 | Hattori | D2/28 |
| D. 242,663 | 12/1976 | Tidwell, Jr. | D2/28 |
| D. 270,204 | 8/1983 | Akens | D2/28 |
| D. 274,670 | 7/1984 | Smith | D2/226 |
| D. 280,251 | 8/1985 | Forbes | D2/28 |
| D. 292,340 | 10/1987 | Sjoholm | D2/28 |
| D. 293,617 | 1/1988 | Barrett | D2/28 |
| 1,580,453 | 4/1926 | Stentiford | 36/2 R |
| 2,549,210 | 4/1951 | Krell | D2/226 |
| 2,967,308 | 1/1961 | Freese, Jr. | 2/270 |

[57] **CLAIM**

The ornamental design for a pair of chaps, as shown and described.

DESCRIPTION

FIG. 1 is a front elevational view of a pair of chaps showing our new design in use;
 FIG. 2 is a right side elevational view thereof;
 FIG. 3 is a rear elevational view thereof; and
 FIG. 4 is a left side elevational view thereof.
 The partial broken line showing of a human form throughout the views is for illustrative purposes only and forms no part of the claimed design.

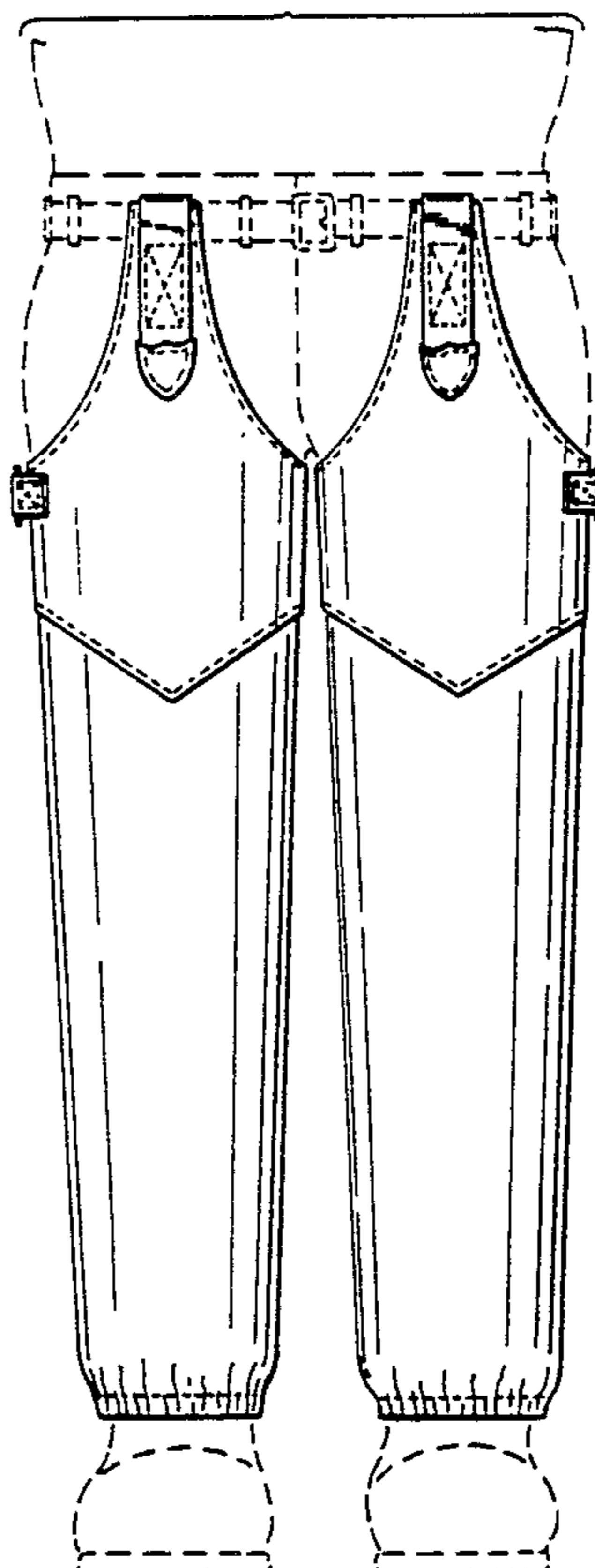


FIG. 1.

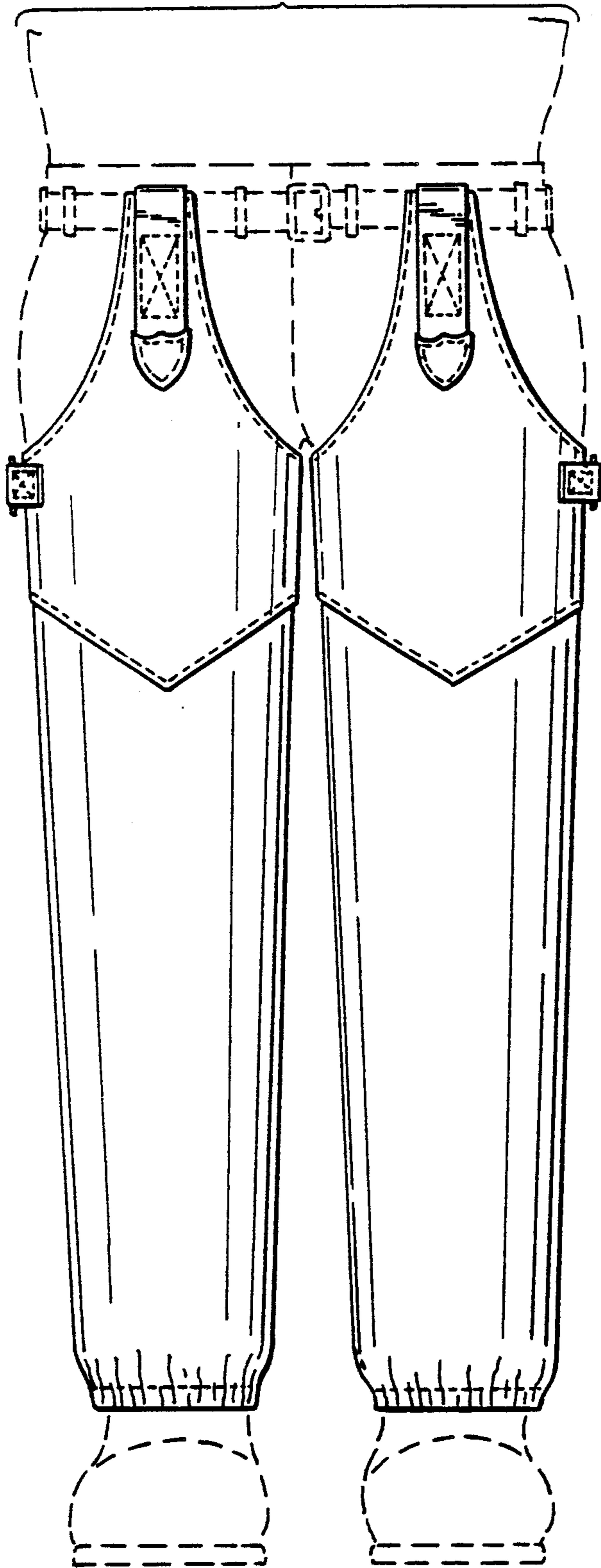


FIG. 2.




FIG. 3.




FIG. 4.

