

[54] PAPER TRAY COVER

[75] Inventor: Mel Evenson, San Pedro, Calif.

[73] Assignee: Eldon Industries, Inc., Inglewood, Calif.

[**] Term: 14 Years

[21] Appl. No.: 667,087

[22] Filed: Mar. 11, 1991

Related U.S. Application Data

[62] Division of Ser. No. 101,770, Sep. 28, 1987, Pat. No. Des. 317,628.

[52] U.S. Cl. D19/99; D19/92

[58] Field of Search D9/416, 418, 434, 435; D7/631, 540; D6/511, 518; D19/65, 75, 92, 99, 100; 206/215, 545, 555, 45.31; 220/559

[56] References Cited

U.S. PATENT DOCUMENTS

D. 65,396	8/1924	Conner	D9/434
D. 102,555	12/1936	Holland	D9/434
D. 126,123	3/1941	Clemens	D9/418
D. 159,884	8/1950	Baldanza	D19/92
D. 205,629	8/1966	Hartley	D6/518
271,177	1/1883	White	D6/518 X
D. 298,608	11/1988	Dewing	D9/435
D. 310,966	10/1990	Speers	D9/418

D. 317,628	6/1991	Evenson	D19/92
1,945,792	2/1934	Stephens	D9/418 X
4,058,214	11/1977	Mancuso	206/545

OTHER PUBLICATIONS

Beacon Acrylics-1980 see item #AL-20 (lid in tissue box) lower center-desk copy.

Primary Examiner—Bruce W. Dunkins

Assistant Examiner—Martha Thompson

[57] CLAIM

The ornamental design for a paper tray cover, as shown and described.

DESCRIPTION

FIG. 1 is a top plan view of a paper tray cover showing my new design;

FIG. 2 is a bottom plan view;

FIG. 3 is a side elevational view, the opposite side being a mirror image thereof;


FIG. 4 is an end elevational view, the opposite end being a mirror image thereof;

FIG. 5 is a top plan view with the centrally disposed insert removed for convenience of illustration;

FIG. 6 is a bottom plan view of FIG. 5;

FIG. 7 is a side elevational view of FIG. 5, the opposite side being a mirror image thereof; and

FIG. 8 is an end elevational view of FIG. 5, the opposite end being a mirror image thereof.






FIG 1

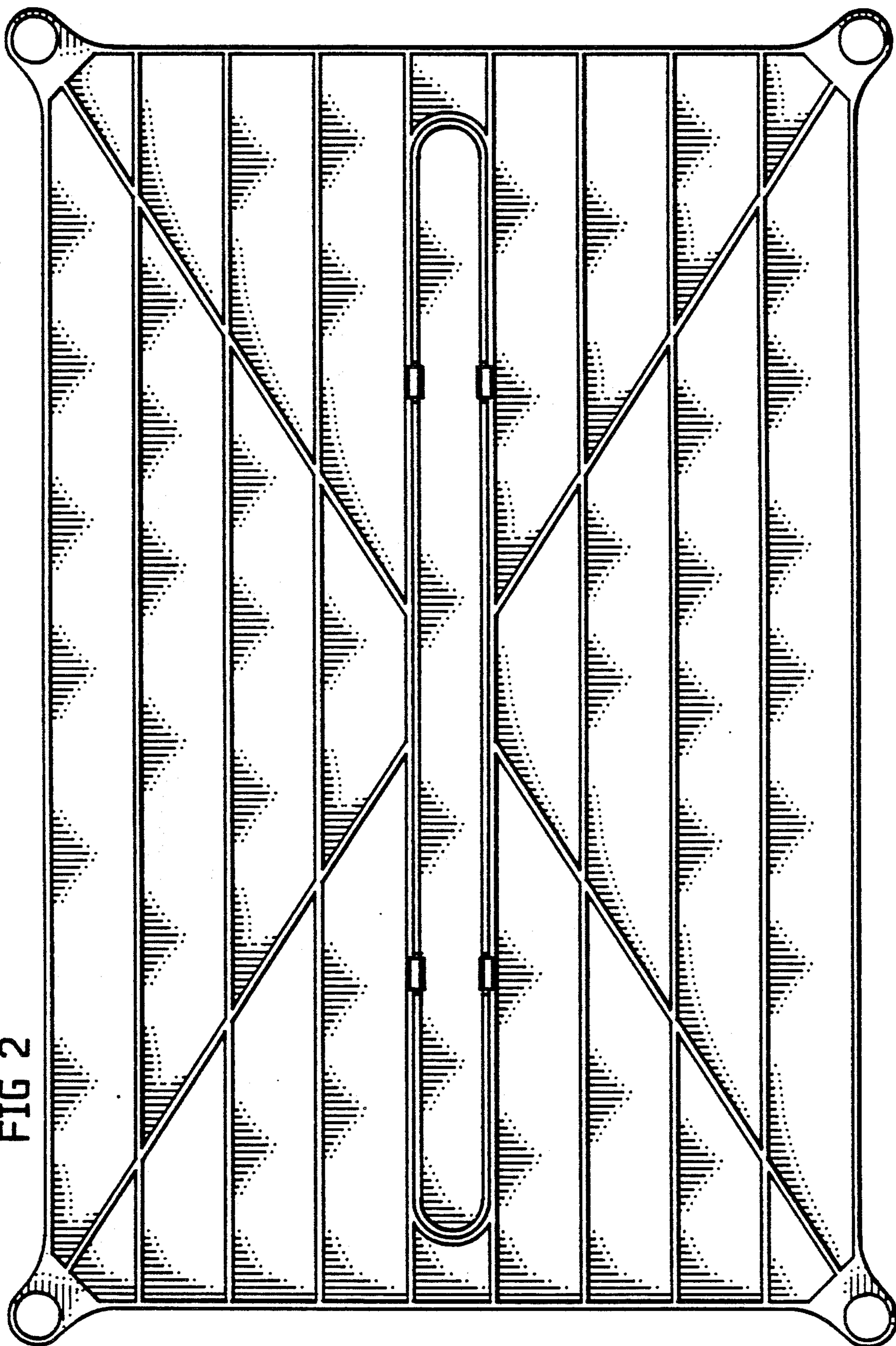


FIG 2

FIG 3


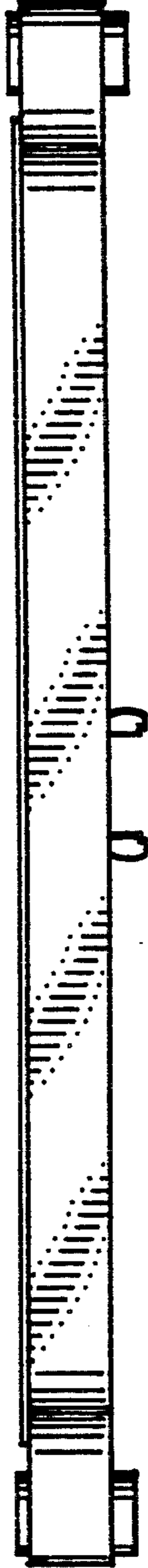


FIG 4






FIG 5

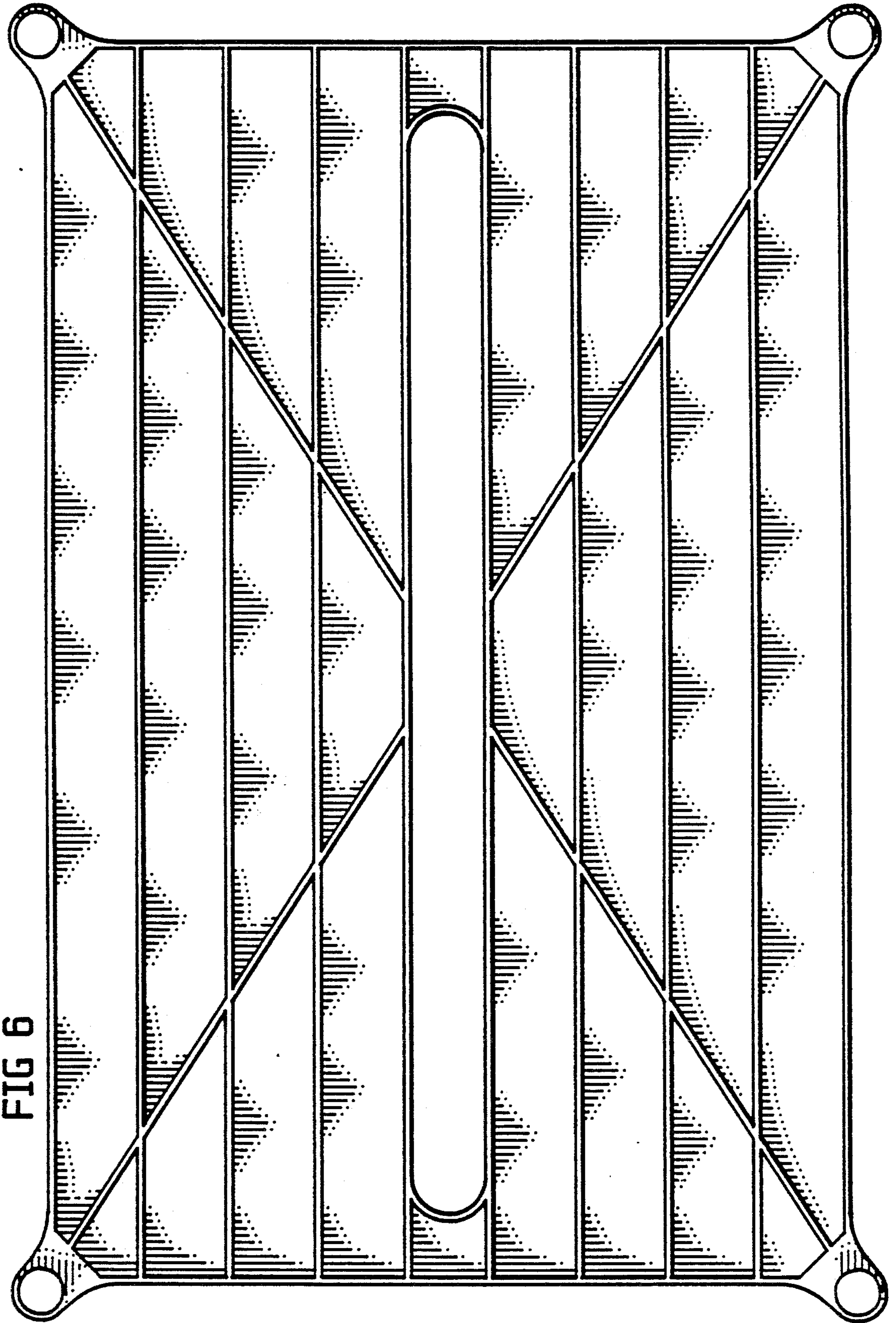


FIG 6

FIG 7




FIG 8

