

# United States Patent [19]

Kuroki

[11] Patent Number: **Des. 321,890**

[45] Date of Patent: **\*\* Nov. 26, 1991**

[54] SEWING MACHINE

[75] Inventor: **Nobufusa Kuroki, Tokyo, Japan**

[73] Assignee: **Janome Sewing Machine Co. Ltd., Tokyo, Japan**

[\*\*] Term: **14 Years**

[21] Appl. No.: **325,352**

[22] Filed: **Mar. 17, 1989**

[30] **Foreign Application Priority Data**

Feb. 17, 1989 [JP] Japan ..... 1-5598

[52] U.S. Cl. .... **D15/70**

[58] Field of Search ..... **D15/66-76;**  
112/119, 217.1-217.4, 258-261, 262.1

[56] **References Cited**

### U.S. PATENT DOCUMENTS

- D. 276,237 11/1984 Yoneda ..... D15/70  
D. 278,437 4/1985 Rosenblad ..... D15/70  
D. 290,368 6/1987 Eguchi ..... D15/69

- D. 298,756 11/1988 Ramsey et al. .... D15/70  
D. 299,144 12/1988 Giugiaro ..... D15/70  
D. 300,832 4/1989 Kuroki ..... D15/70

*Primary Examiner*—B. J. Bullock  
*Assistant Examiner*—Sandra Morris  
*Attorney, Agent, or Firm*—Michael J. Striker

### [57] CLAIM

The ornamental design for a sewing machine, as shown and described.

### DESCRIPTION

FIG. 1 is a front elevational view of a sewing machine, showing my new design;  
FIG. 2 is a rear elevational view thereof;  
FIG. 3 is a left side elevational view thereof;  
FIG. 4 is a right side elevational view thereof;  
FIG. 5 is a top plan view thereof;  
FIG. 6 is a bottom plan view thereof;  
FIG. 7 is a reduced perspective view thereof;  
FIG. 8 is a reduced perspective view of a second embodiment of FIG. 1, the only difference being the addition of a widened auxiliary bed.




FIG. 1




FIG. 2

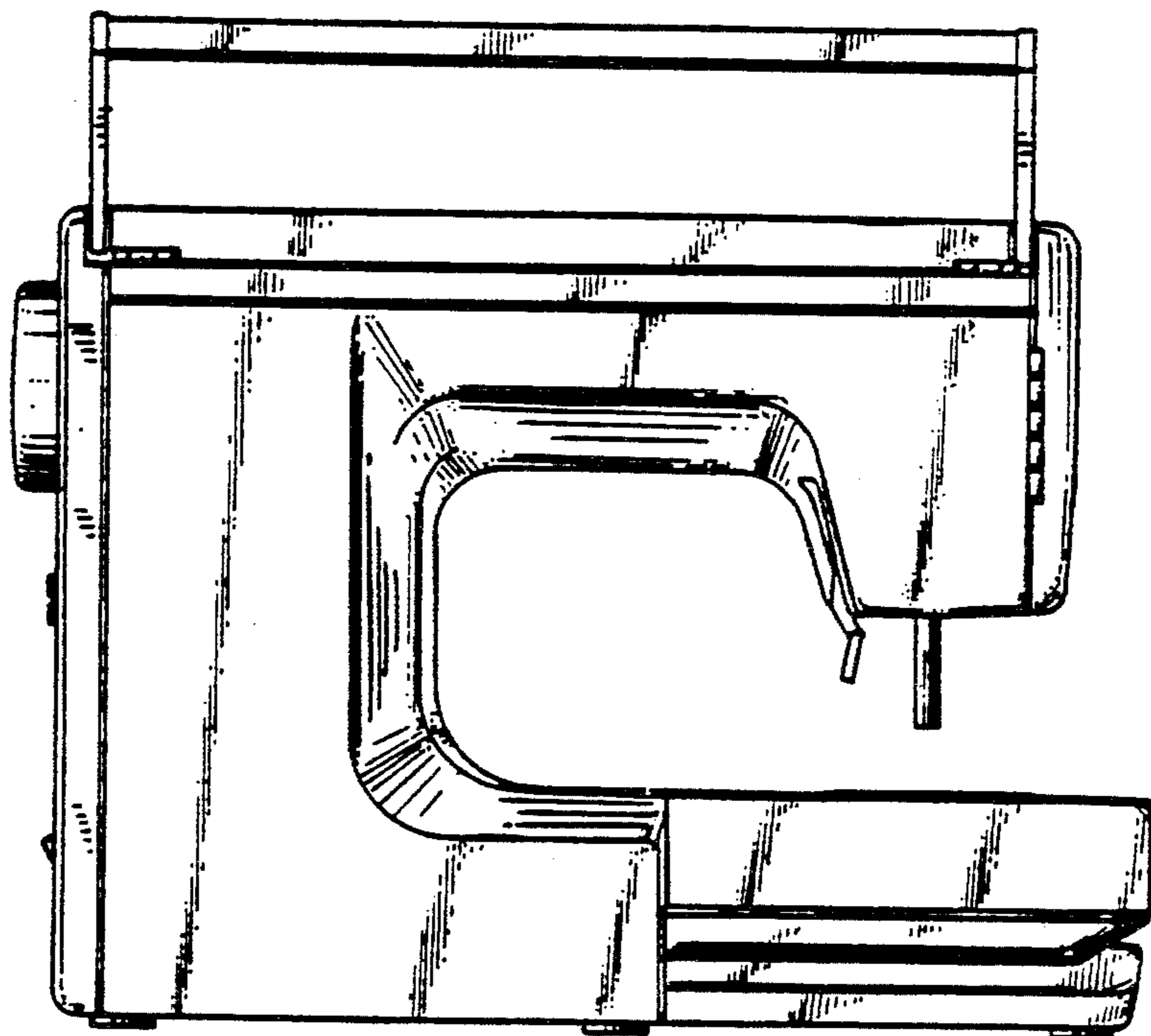


FIG. 3




FIG. 4

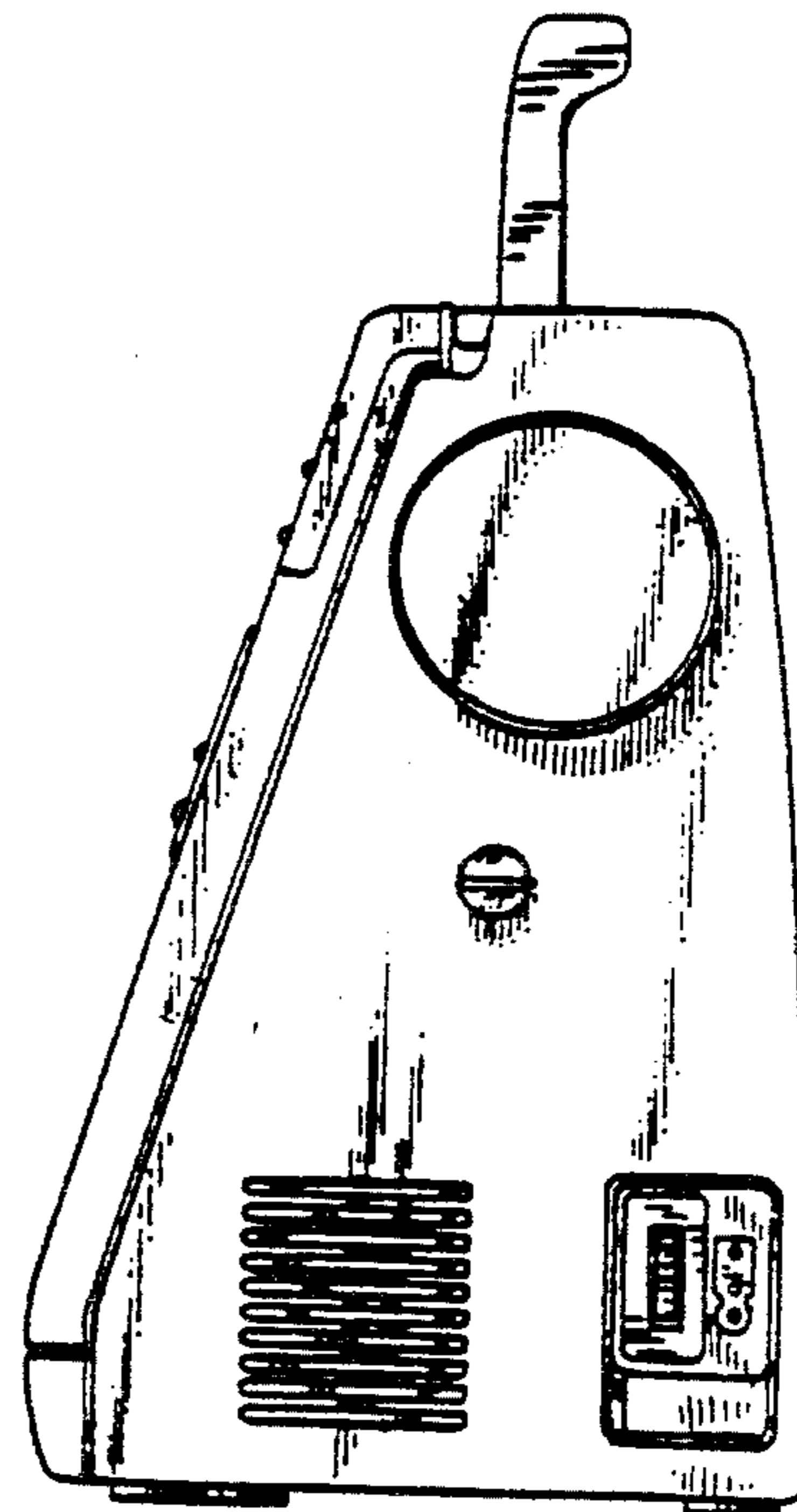


FIG. 5




FIG. 6

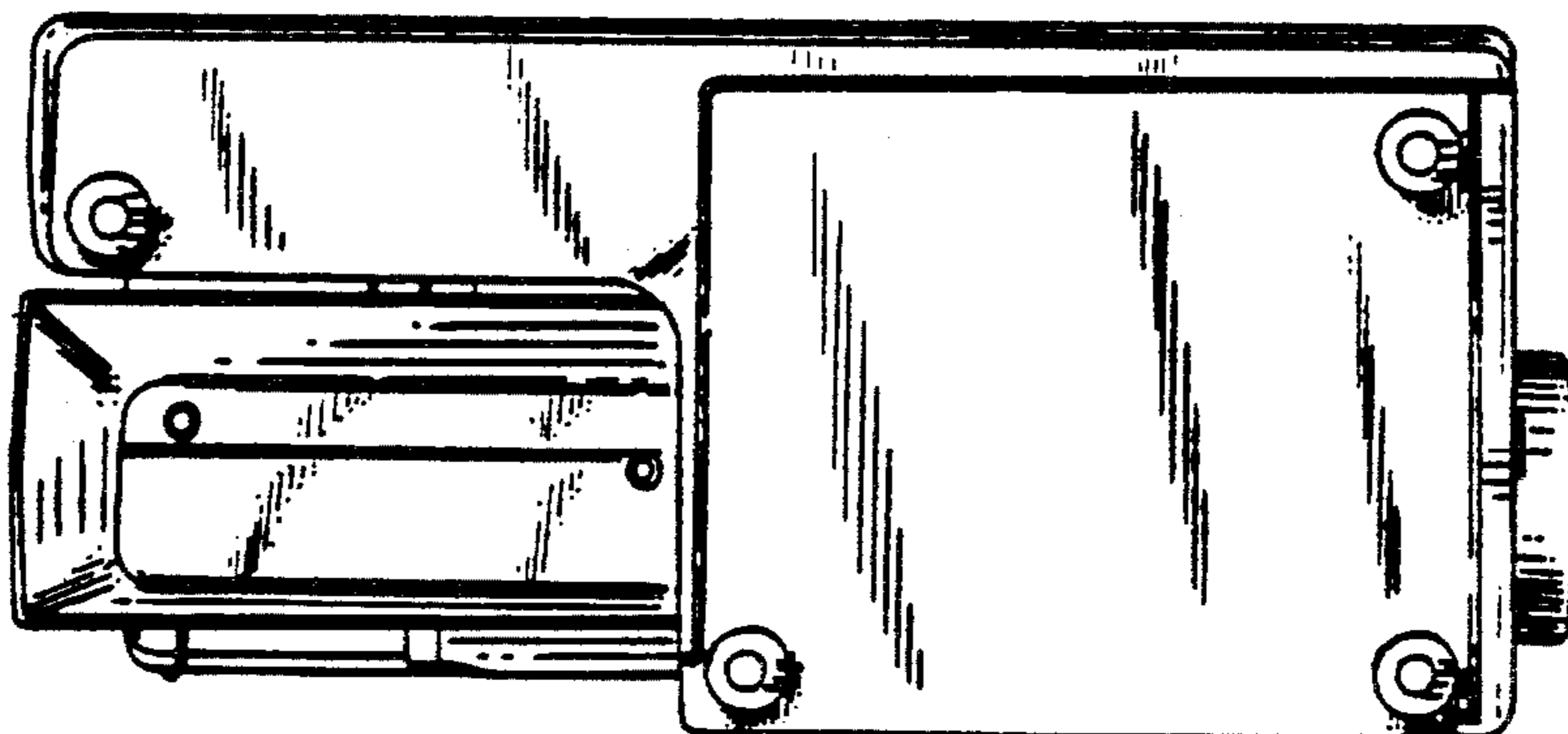




FIG. 7




FIG. 8

