

United States Patent [19]

Hirabayashi

[11] Patent Number: Des. 321,835

[45] Date of Patent: ** Nov. 26, 1991

[54] WRISTWATCH

2,463,315 3/1949 Rosen D10/38
4,766,579 8/1988 Spörring 368/15 X

[75] Inventor: Yoshio Hirabayashi, Nagano, Japan

[73] Assignee: Seiko Epson Corporation, Tokyo, Japan

[**] Term: 14 Years

[21] Appl. No.: 319,444

[22] Filed: Mar. 6, 1989

[30] Foreign Application Priority Data

Sep. 6, 1988 [JP] Japan 63-35189

[52] U.S. Cl. D10/39

[58] Field of Search D10/30-33,
D10/38, 39, 122-126; 368/223-232, 276-278,
281, 292-296

[56] References Cited

U.S. PATENT DOCUMENTS

D. 219,993 2/1971 Gsell D10/33

D. 270,141 8/1983 Lam D10/31

OTHER PUBLICATIONS

Swiss Watch & Jewelry Journal, Watch, 3/1987, p. 528.

Primary Examiner—Bruce W. Dunkins

Assistant Examiner—Antonie D. Davis

Attorney, Agent, or Firm—Blum Kaplan

[57] CLAIM

The ornamental design for a wristwatch, as shown and described.

DESCRIPTION

FIG. 1 is a top plan view of a wristwatch showing my new design;

FIG. 2 is a front elevational view;

FIG. 3 is a left side elevational view;

FIG. 4 is a right side elevational view;

FIG. 5 is a rear elevational view;

FIG. 6 is a bottom plan view; and

FIG. 7 is a bottom, front and right side perspective view thereof.




FIG. 1




FIG. 2




FIG. 3




FIG. 4




FIG. 5

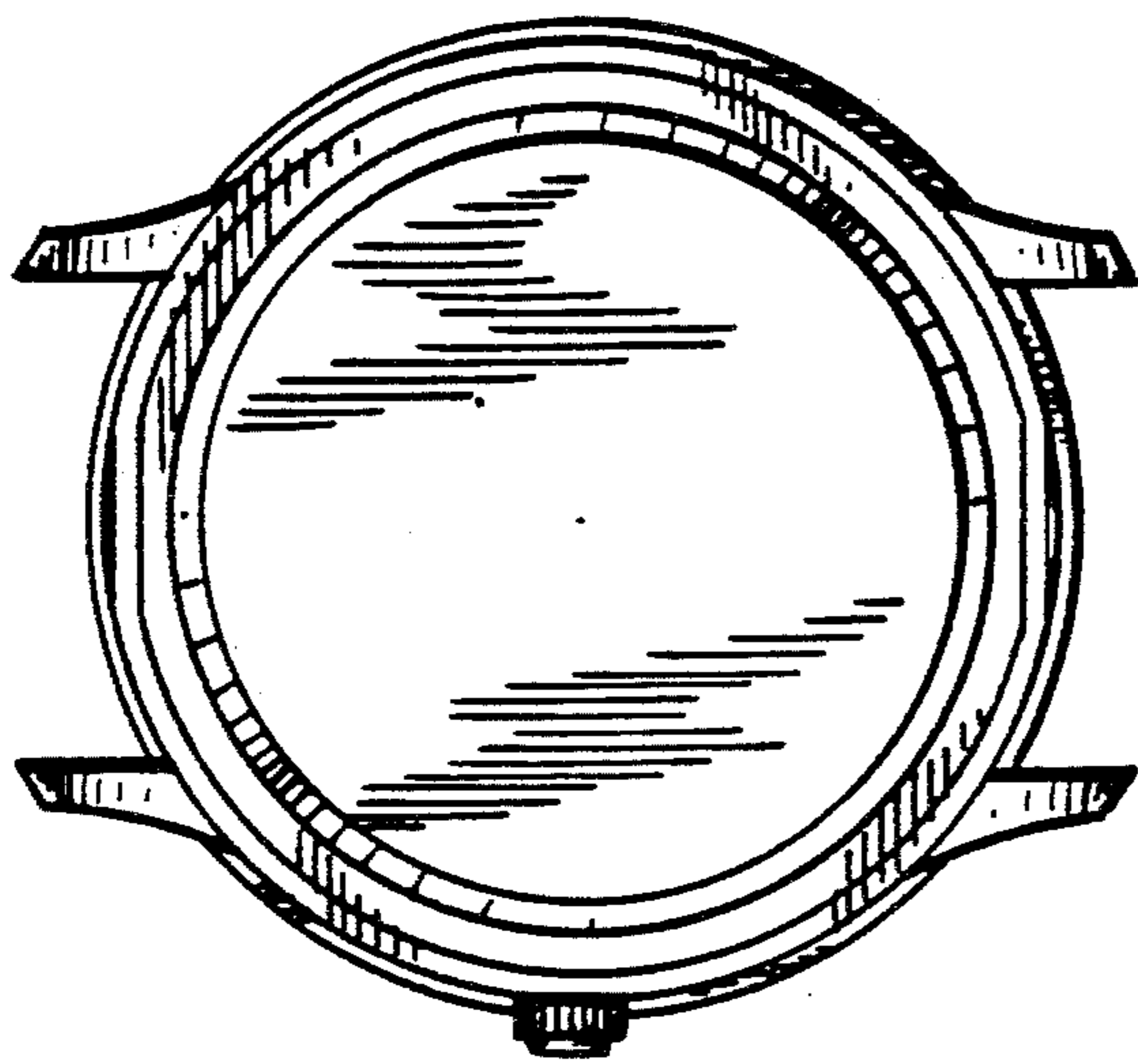


FIG. 7




FIG. 6

