

[54] WRISTWATCH

[75] Inventor: **Gerald A. G. Saint-Dizier**, Gaillard, France

[73] Assignee: **Rolex Watch U.S.A., Inc.**, New York, N.Y.

[\*\*] Term: **14 Years**

[21] Appl. No.: **254,484**

[22] Filed: **Oct. 6, 1988**

[30] Foreign Application Priority Data

Apr. 6, 1988 [WO] World Int. Prop. O. .... DM/010679

[52] U.S. Cl. .... **D10/39**

[58] Field of Search ..... **D10/30-32, D10/38, 39, 122-126; D11/1-4; 368/223-225, 232, 238, 276-278, 281, 292-296**

[56] References Cited

U.S. PATENT DOCUMENTS

D. 74,823	4/1928	Conant	.....	D10/38
D. 195,421	6/1963	Huguenin	.....	D10/39
D. 220,051	3/1971	Gsell	.....	D10/39
D. 221,289	7/1971	VanHaften	.....	D10/39
D. 264,945	6/1982	Pennell	.....	D10/32
D. 303,091	8/1989	Goto	.....	D10/30

D. 309,113 7/1990 Schoepfer ..... D10/32

OTHER PUBLICATIONS

Goldschmiede Zeitung, Damen-Quarz, 3/1982, p. 30.  
Swiss Watch and Jewelry Jou., Pulchra Watch, 1/1987, p. 4.  
Jeweler's Circular-Keystone; "Discover Watch", 5/1986, p. 68.

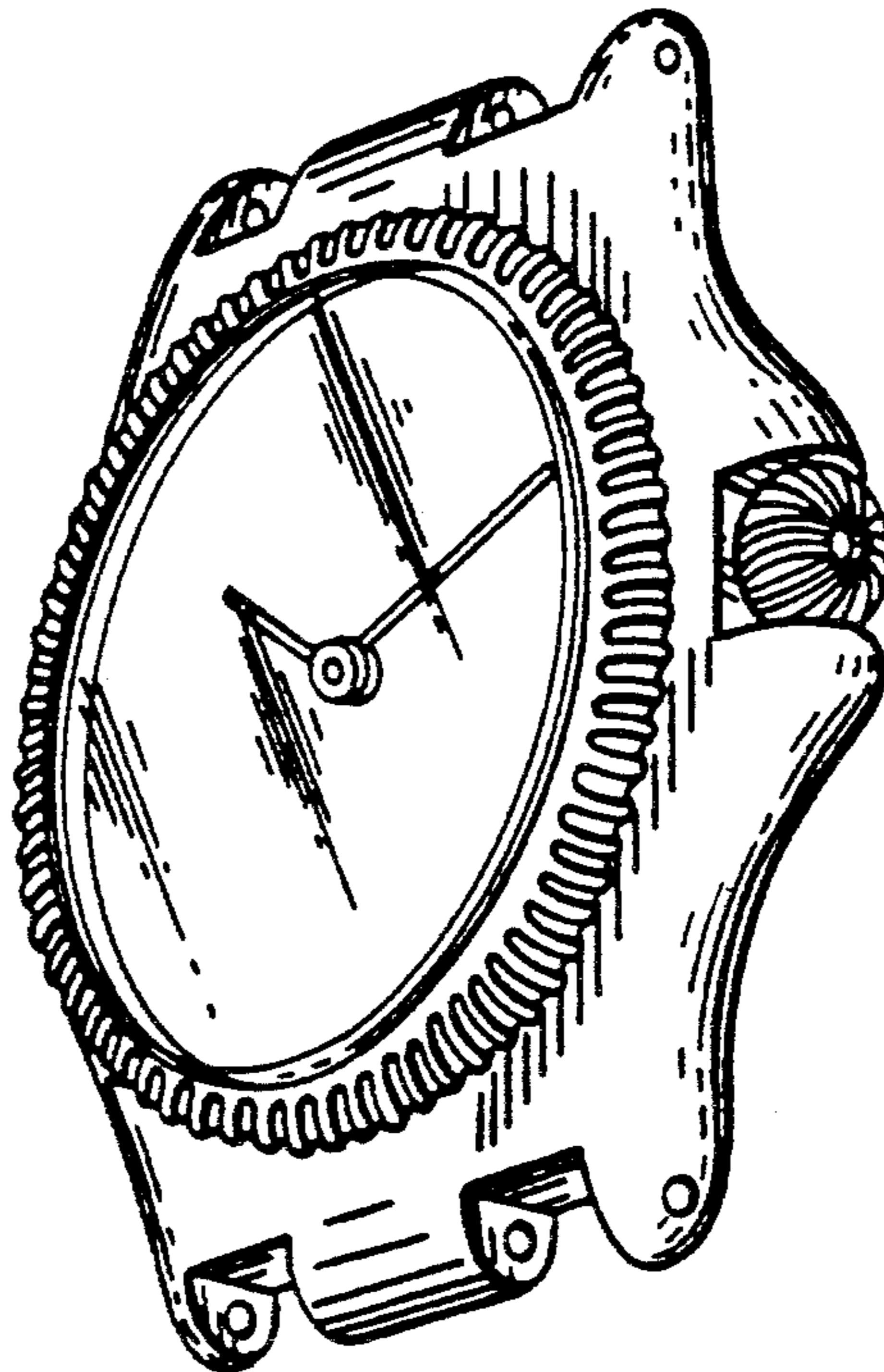
Primary Examiner—Nelson C. Holtje  
Assistant Examiner—Antoine D. Davis  
Attorney, Agent, or Firm—Kane, Dalsimer, Sullivan, Kurucz, Levy, Eisele and Richard

[57] CLAIM

The ornamental design for a wristwatch, as shown and described.

DESCRIPTION

FIG. 1 is a bottom plan and right side perspective view of a wristwatch showing my new design;  
FIG. 2 is a front elevational view;  
FIG. 3 is a top plan view;  
FIG. 4 is a right side elevational view;  
FIG. 5 is a rear elevational view;  
FIG. 6 is a left side elevational view; and  
FIG. 7 is a bottom plan view thereof.



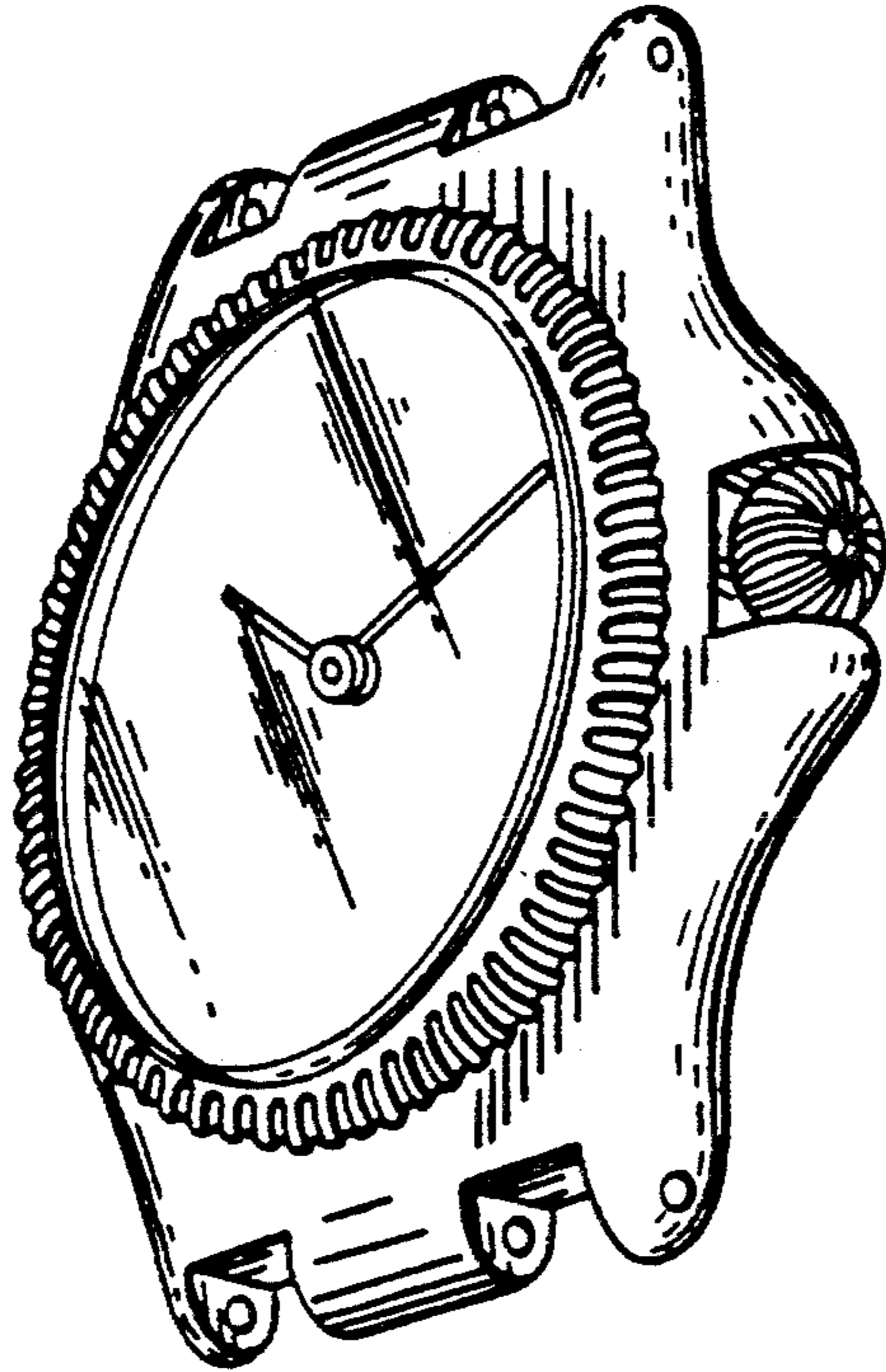




FIG. 1


FIG. 2




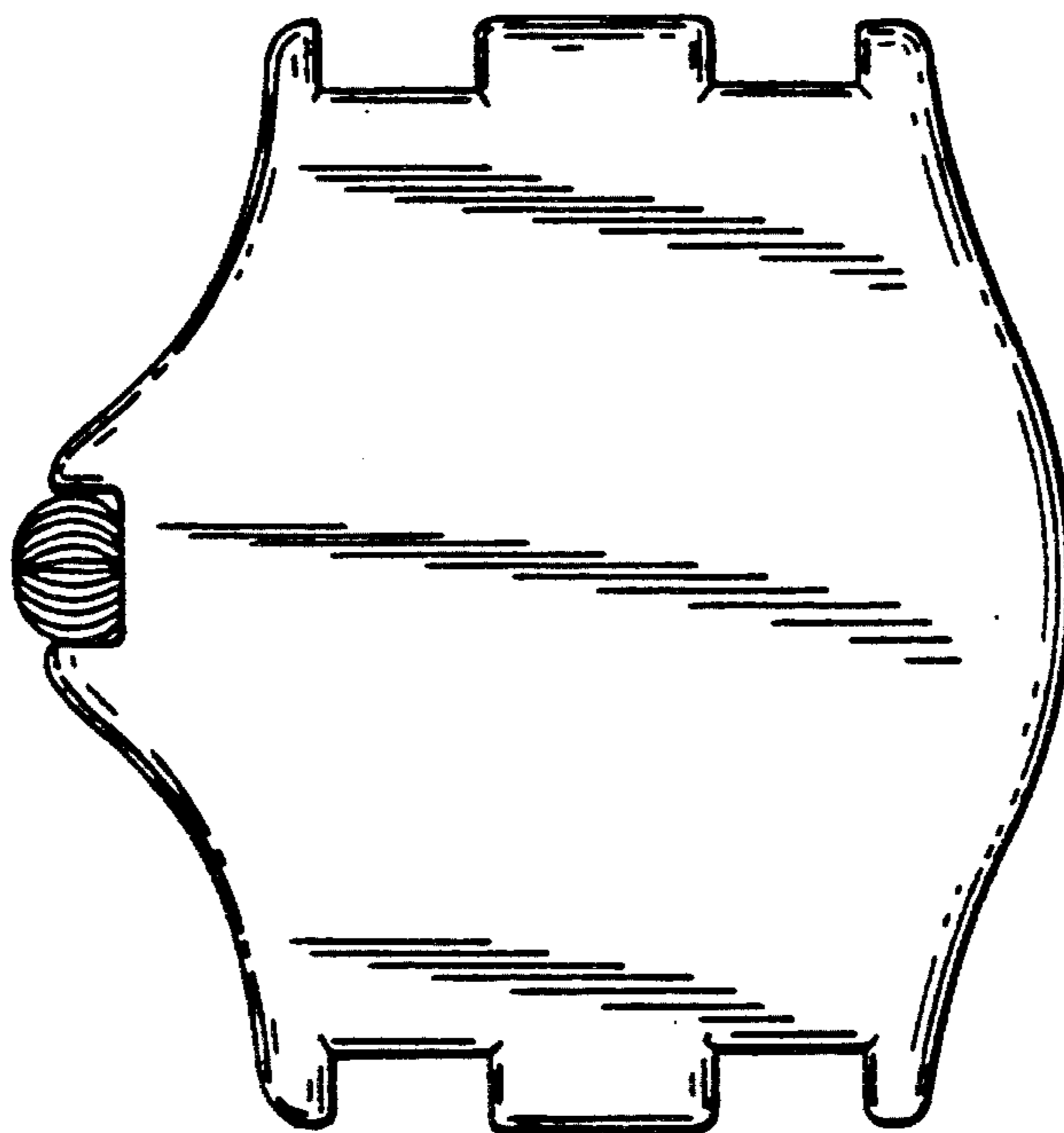
*FIG. 3*



*FIG. 4*



*FIG. 5*



*FIG. 6*

*FIG. 7*

