

[54] WATCH CASE WITH STRAP ADAPTOR

[75] Inventors: Edwin H. Polansky, Parsippany;
Robert Arndt, Mahwah, both of N.J.

[73] Assignee: Duchess Industries, Inc., Lodi, N.J.

[**] Term: 14 Years

[21] Appl. No.: 369,285

[22] Filed: Jun. 21, 1989

[52] U.S. Cl. D10/30

[58] Field of Search D10/30-32,
D10/38, 39; D11/3-5; 368/220-239, 276, 278,
281-286, 294-297

[56] References Cited

U.S. PATENT DOCUMENTS

- D. 183,732 10/1958 Fedor D10/39
- D. 186,180 9/1959 Diamond D10/39
- D. 242,436 11/1976 Nilson D10/30
- 2,028,791 1/1936 Lynds D11/5 X
- 2,334,287 11/1943 Reece 368/232 X

FOREIGN PATENT DOCUMENTS

- 1300278 6/1962 France 368/233
- 365027 11/1962 Switzerland 368/233

Primary Examiner—Nelson C. Holtje
Assistant Examiner—Caron D. Veynar
Attorney, Agent, or Firm—Kirschstein, Ottinger, Israel
& Schiffmiller

[57] CLAIM

The ornamental design for a watch case with strap adaptor, as shown.

DESCRIPTION

FIG. 1 is a rear elevational view of a watch case with strap adaptor showing my new design;
FIG. 2 is a top plan view;
FIG. 3 is a right side elevational view;
FIG. 4 is a left side elevational view;
FIG. 5 is a bottom plan view, and
FIG. 6 is a front elevational view.
The broken line showing of strap portions in FIGS. 1-6 are environmental only and form no part of the claimed design.

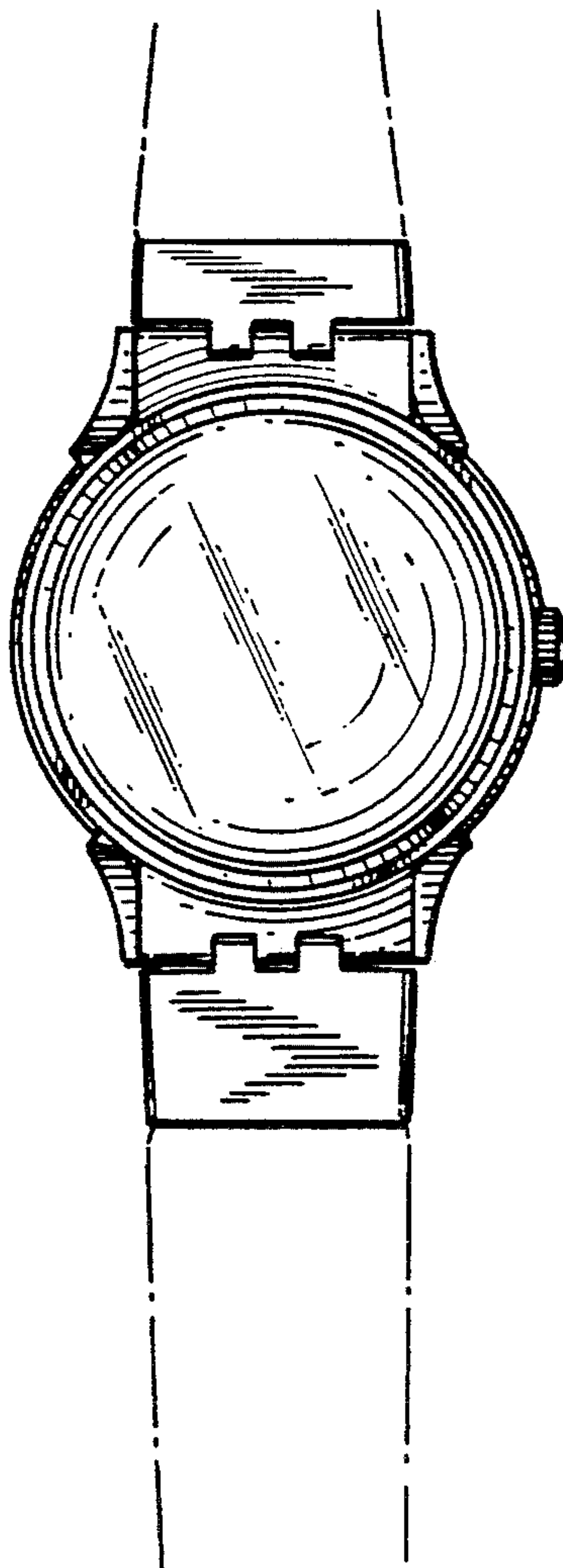


FIG. 1




FIG. 2

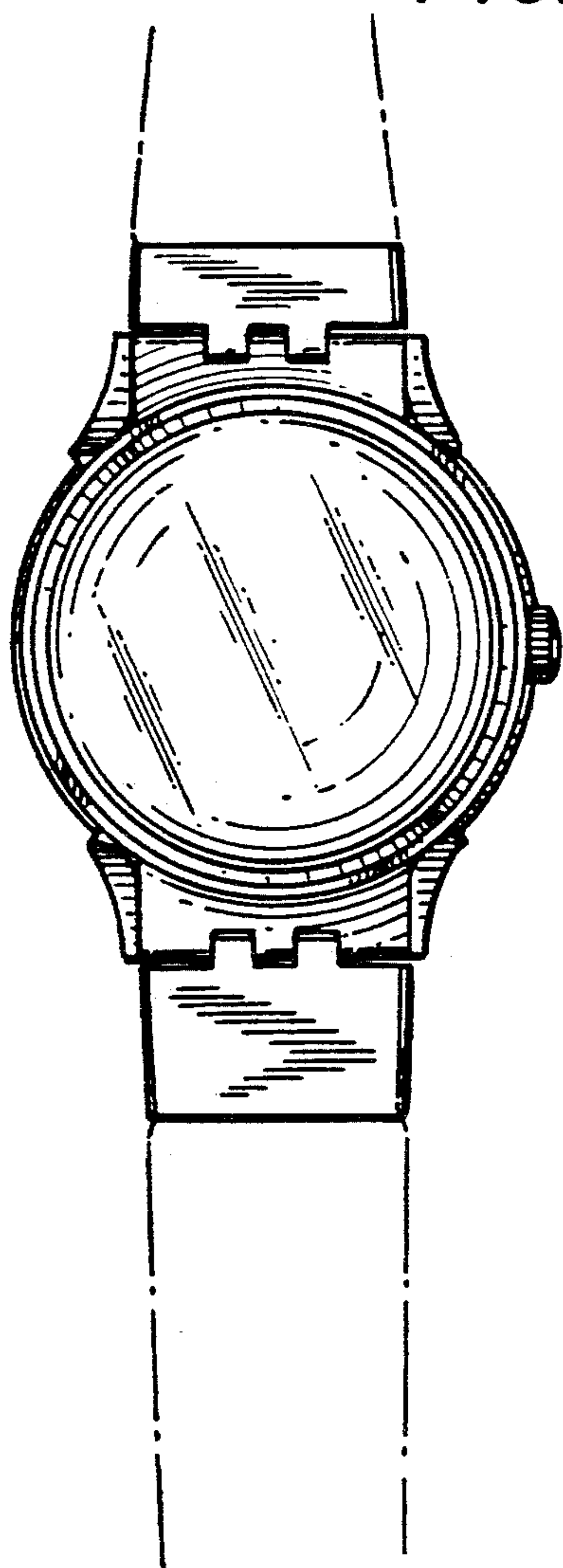


FIG. 3

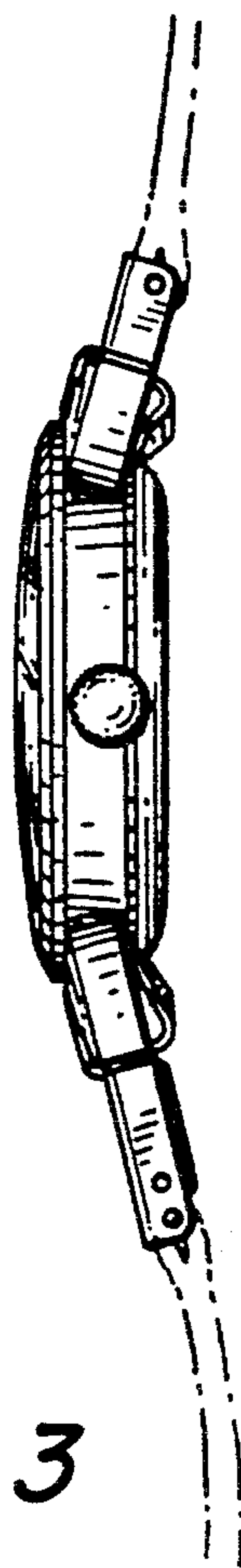


FIG. 4

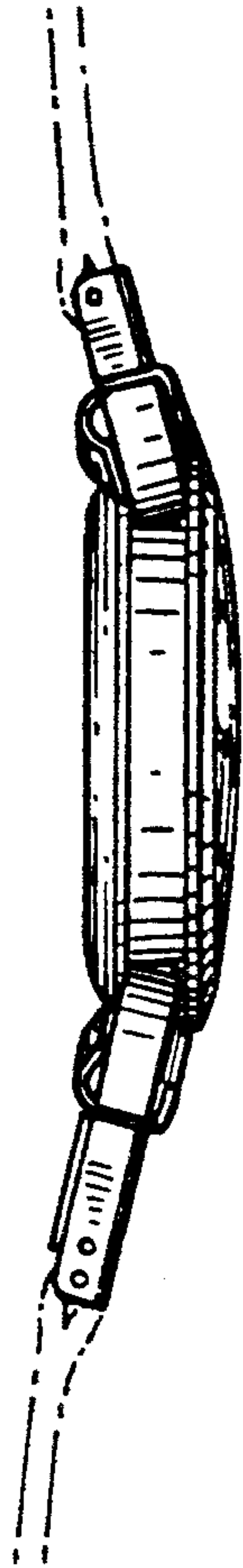


FIG. 5

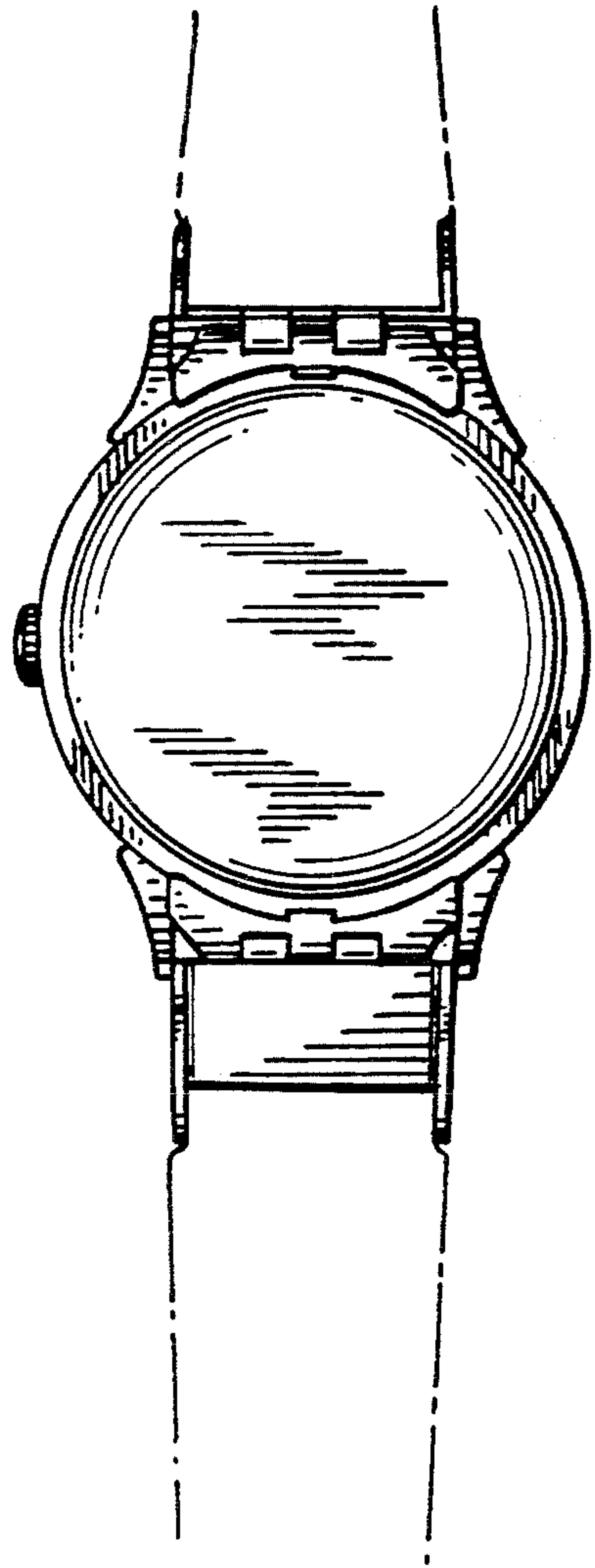


FIG. 6

