

[54] BOUILLON CUP OR SIMILAR ARTICLE

[75] Inventor: Steve A. Unger, Manilus, N.Y.

[73] Assignee: Syracuse China Corporation, Syracuse, N.Y.

[*] Notice: The portion of the term of this patent subsequent to Oct. 1, 2005 has been disclaimed.

[**] Term: 14 Years

[21] Appl. No.: 321,330

[22] Filed: Mar. 10, 1989

[52] U.S. Cl. D7/509; D7/560

[58] Field of Search D7/509-514, D7/519-521, 523, 533-536, 531, 532, 396.4, 396.5, 584, 585, 560

[56] References Cited

U.S. PATENT DOCUMENTS

D. 65,307	7/1924	Smith	D7/396.5
D. 100,851	8/1936	Cowan	D7/585
D. 266,298	9/1982	Moskal	D7/521
D. 313,535	1/1991	Unger	D7/535

OTHER PUBLICATIONS

Jackson China, ©1972, postmarked 6-6-75, p. 7-"Swirl"—Handled Cups and Unhandled Cup shown. *Handbook of Ornament*, ©1957, Dover Publ. Franz Sales Meyer, p. 164 top right, panel #2.

Primary Examiner—Winifred E. Herrmann
Attorney, Agent, or Firm—Cushman, Darby & Cushman

[57] CLAIM

The ornamental design for the bouillon cup or similar article, as shown and described.

DESCRIPTION

FIG. 1 is a side elevational view of a bouillon cup or similar article showing my new design, the side opposite is a mirror image;

FIG. 2 is an end elevational view thereof, the end opposite is a mirror image;

FIG. 3 is a top plan view thereof;

FIG. 4 is a bottom-plan view thereof;

FIG. 5 is a cross-sectional view thereof taken along line 5-5 of FIG. 4; and

FIG. 6 is a cross-sectional view thereof taken along line 6-6 of FIG. 4.

The characteristic feature of my design resides in the palmette-like decoration incised into the sidewall in combination with the configuration of the bouillon cup or similar article as best shown in FIGS. 1 and 2 on the drawing.

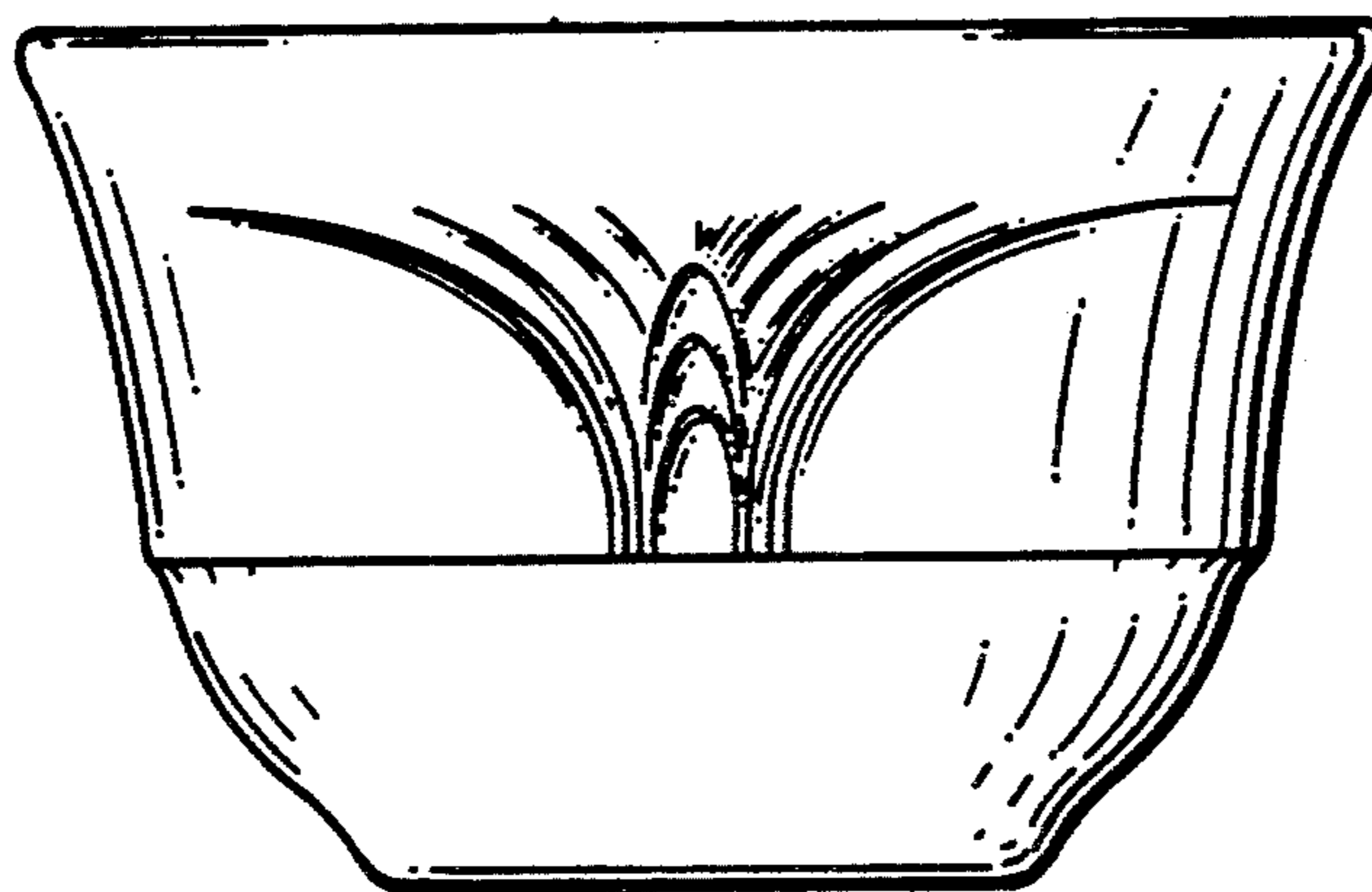
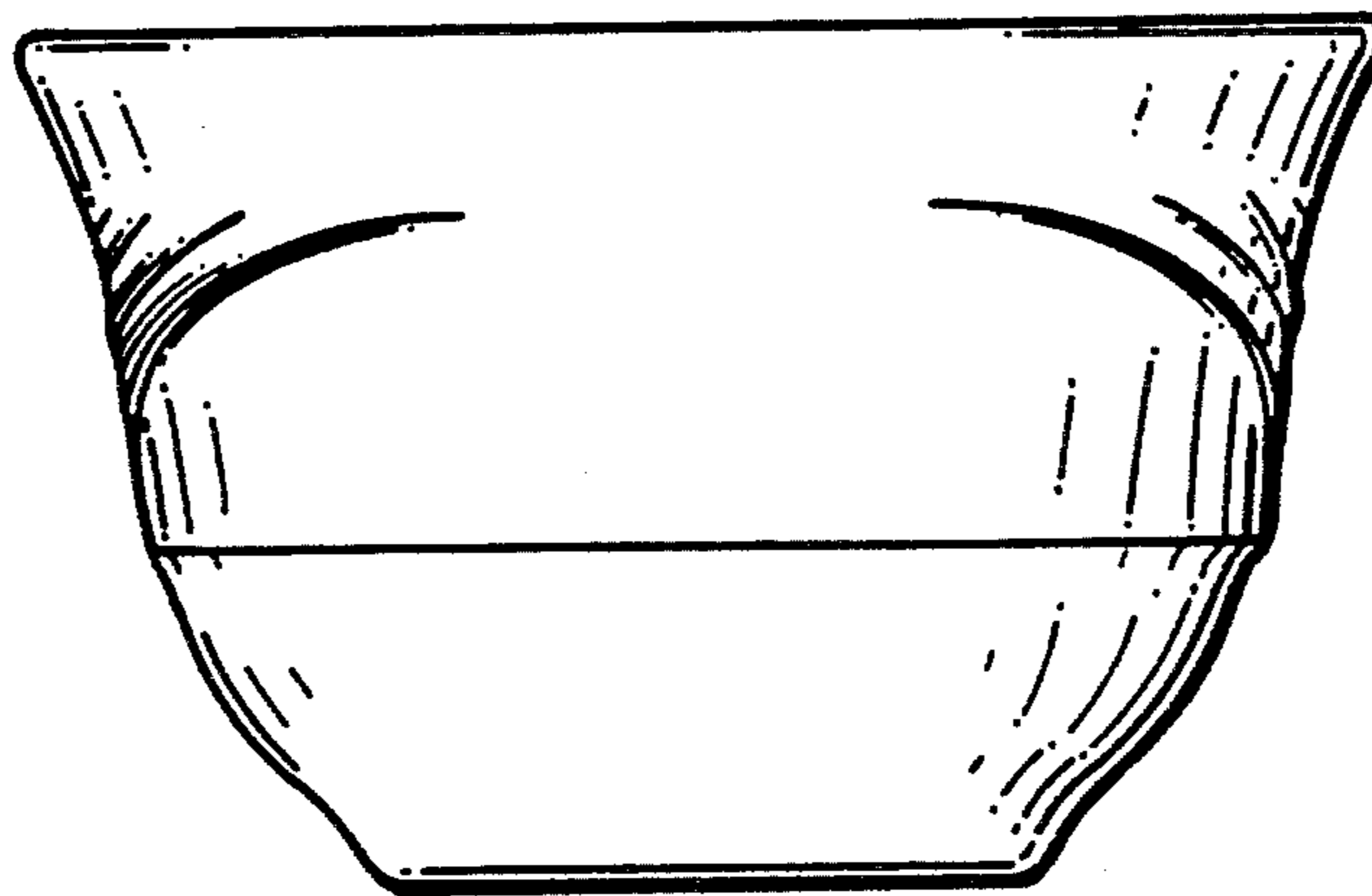


Fig. 1




Fig. 2




Fig. 5





Fig. 6



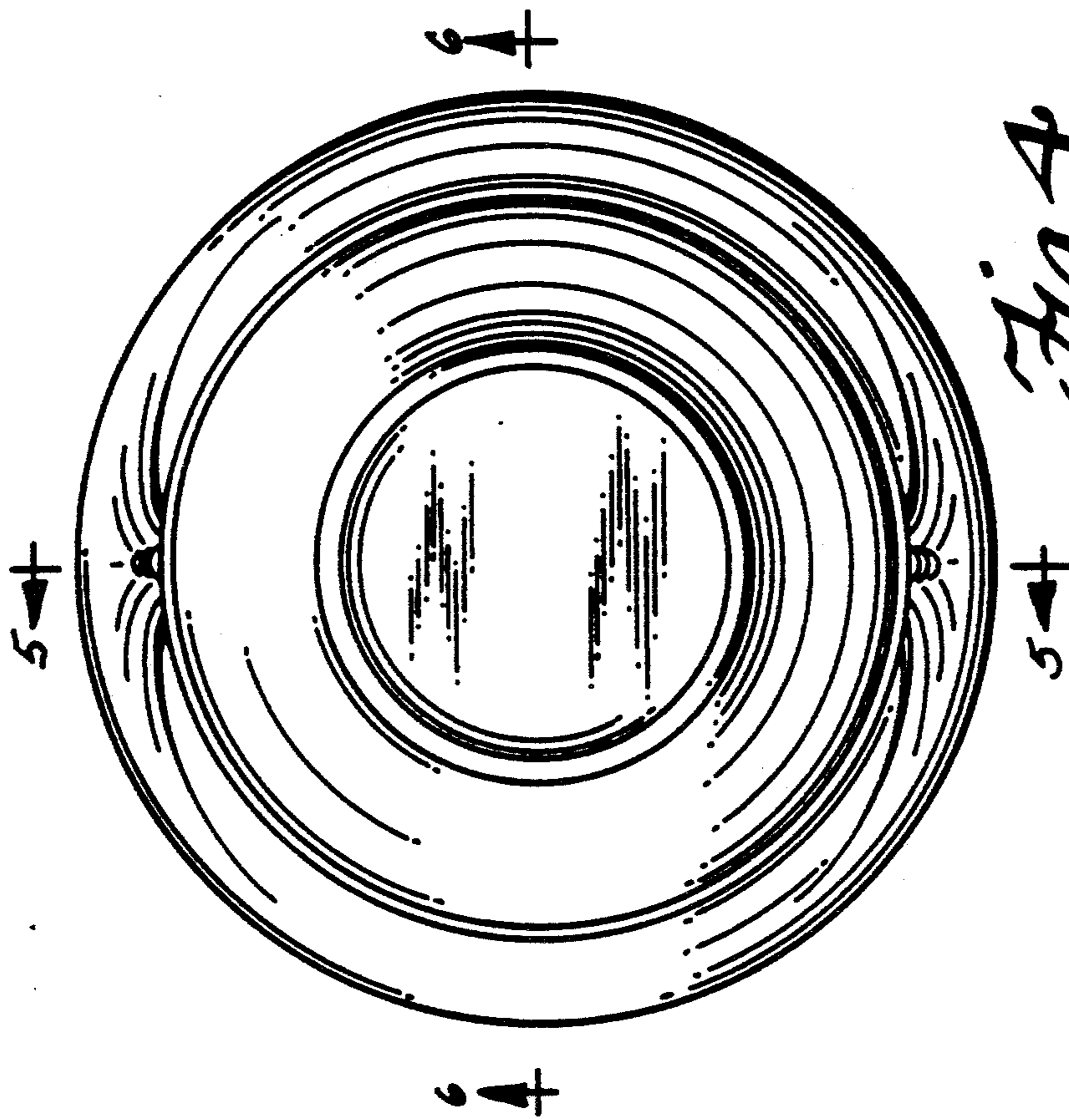


Fig. 4

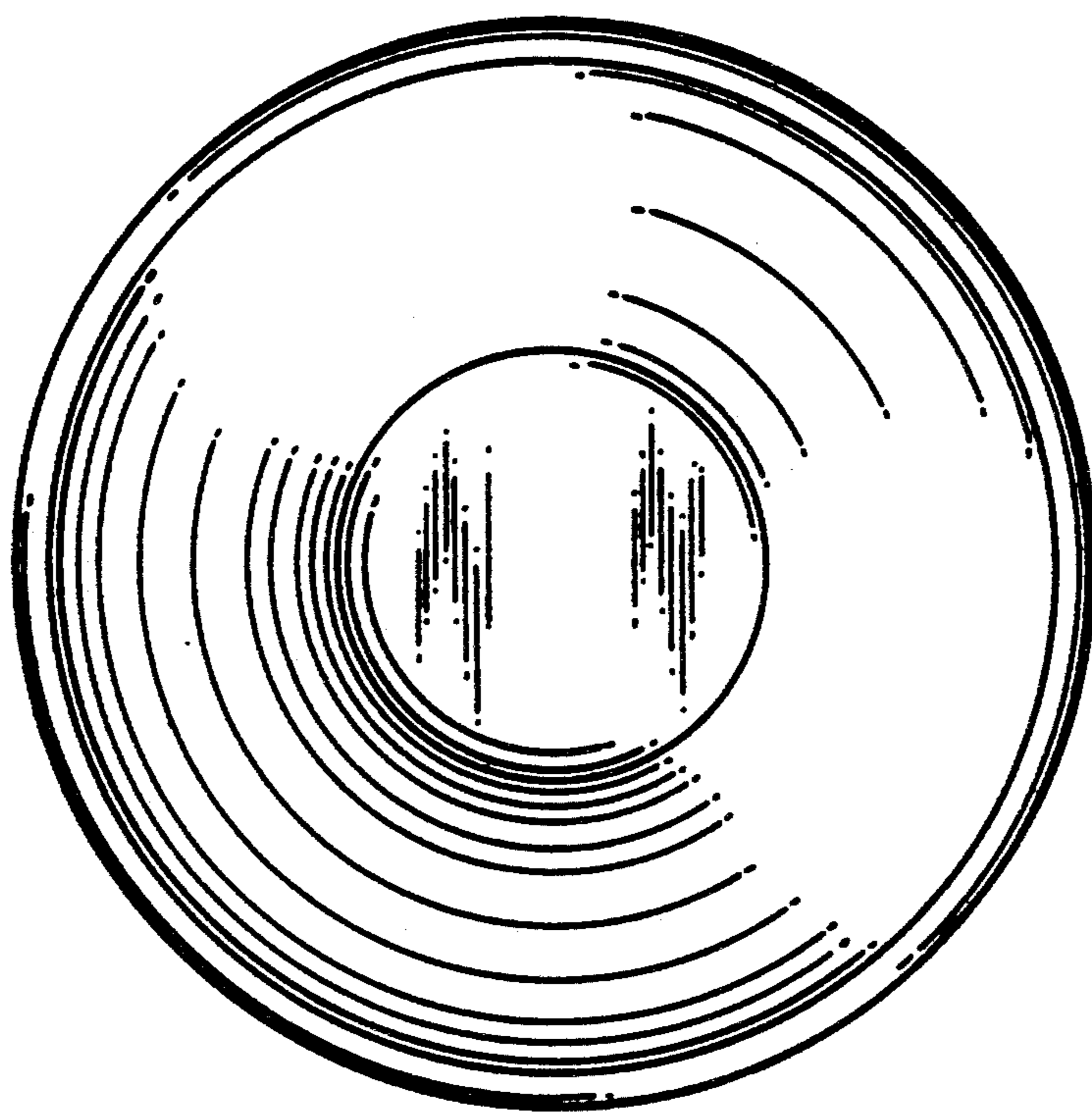


Fig. 5