

[54] TISSUE OR TOWEL DISPENSER

[56] References Cited

[75] Inventor: Chris R. Dawson, Hassocks, England

U.S. PATENT DOCUMENTS

[73] Assignee: Kimberly-Clark Corporation, Neenah, Wis.

D. 185,775	7/1959	Plotkin et al.	D6/518
D. 224,439	7/1972	Engel	D6/518
D. 236,174	8/1975	Bahnsen	D6/522
D. 284,247	6/1986	Fine	D6/518 X
D. 293,750	1/1988	Leotta	D6/522
D. 308,780	6/1990	Pound	D6/515
1,170,380	2/1916	Winter	D6/518 X
3,843,218	10/1974	Krueger et al.	242/55.53

[**] Term: 14 Years

[21] Appl. No.: 642,284

[22] Filed: Jan. 15, 1991

Primary Examiner—Brian N. Vinson
Attorney, Agent, or Firm—William D. Herrick

Related U.S. Application Data

[57] CLAIM

[62] Division of Ser. No. 326,843, Mar. 22, 1989, Pat. No. Des. 316,200.

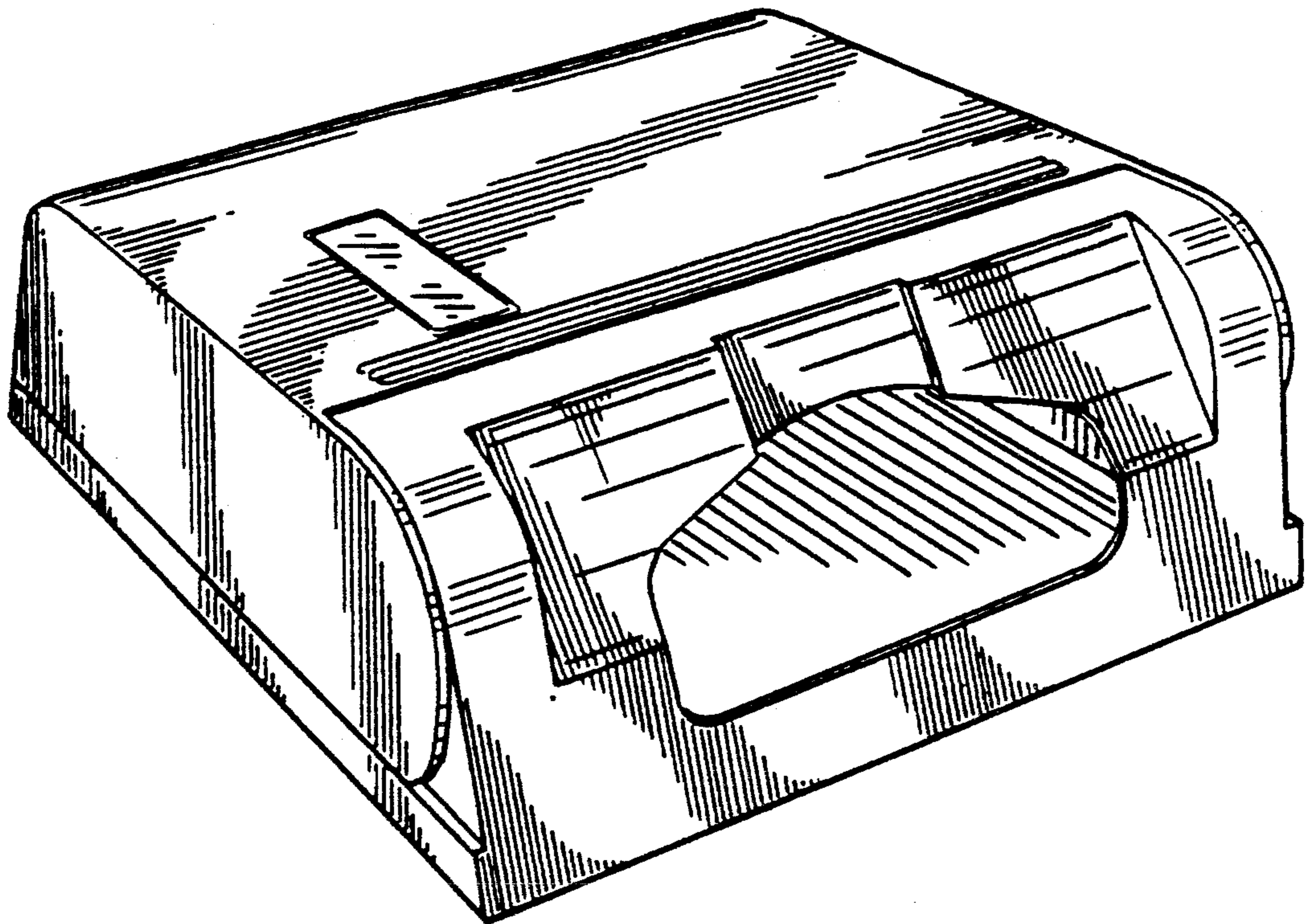
The ornamental design for a tissue or towel dispenser, as shown and described.

Foreign Application Priority Data

DESCRIPTION

[30] Sep. 29, 1988 [GB] United Kingdom 1053896
 [52] U.S. Cl. D6/518
 [58] Field of Search D6/515, 518, 520, 522-523;
 312/37-39; 242/55.2, 55.3, 55.53; 222/99-100,
 173; 221/22, 30, 33, 45, 282, 284; 211/45;
 206/389, 391

FIG. 1 is a bottom, front and left side perspective view of a tissue or towel dispenser showing my new design; FIG. 2 is a bottom plan view thereof; FIG. 3 is a front elevational view thereof, the rear being plain and unornamented; and FIG. 4 is a left side elevational view thereof, the right side being a mirror image of that shown.



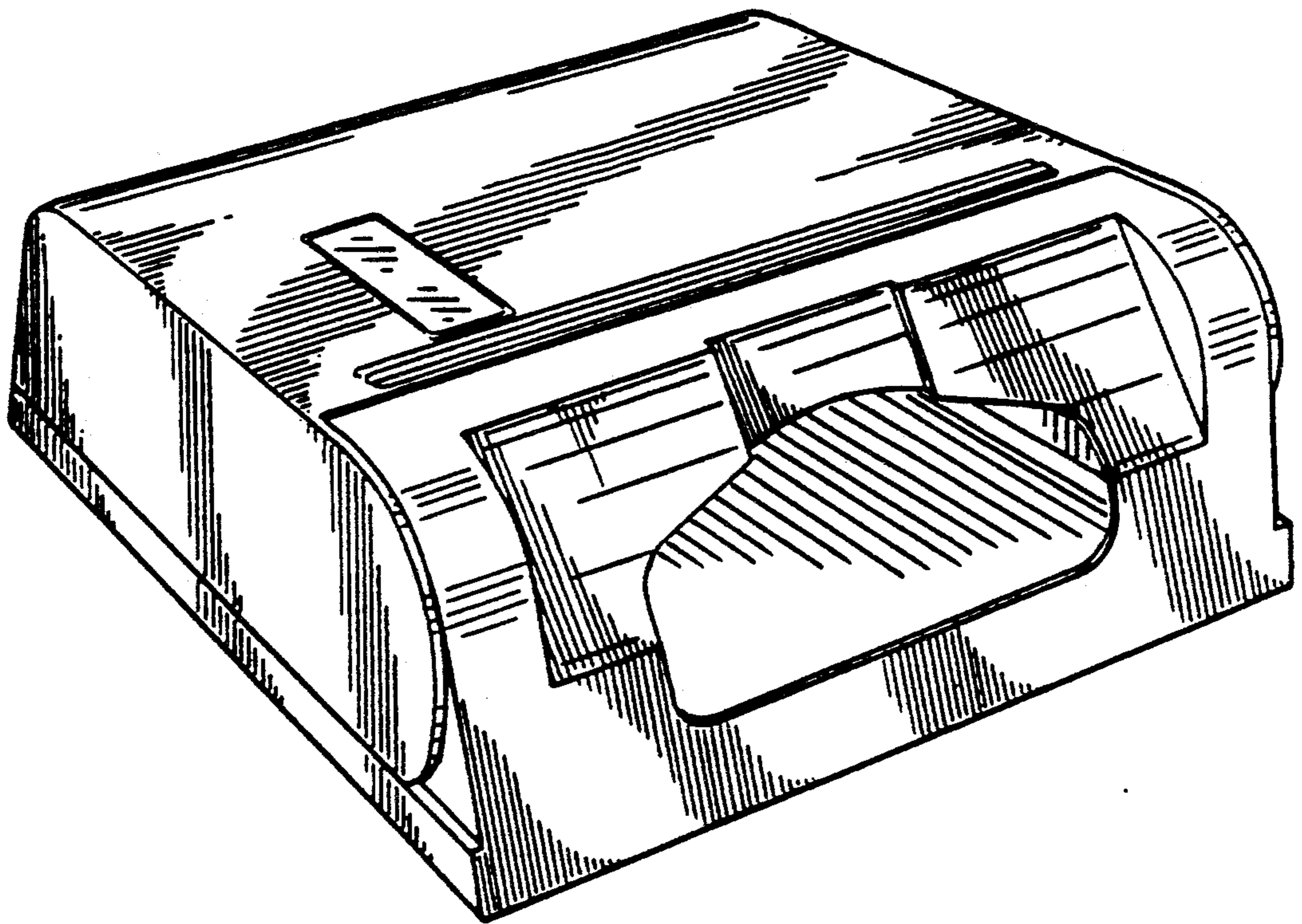


FIG. 1




FIG. 2

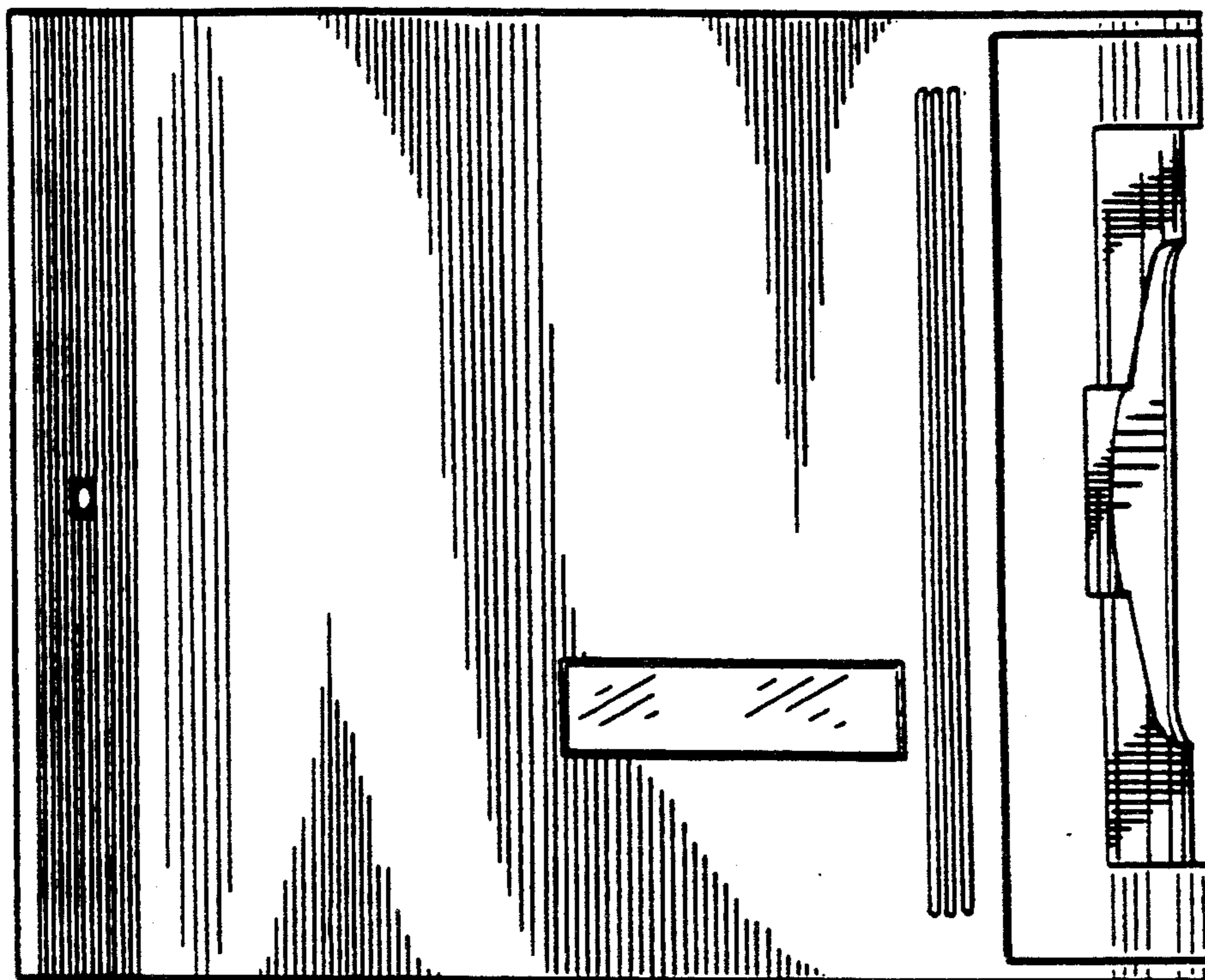


FIG. 3

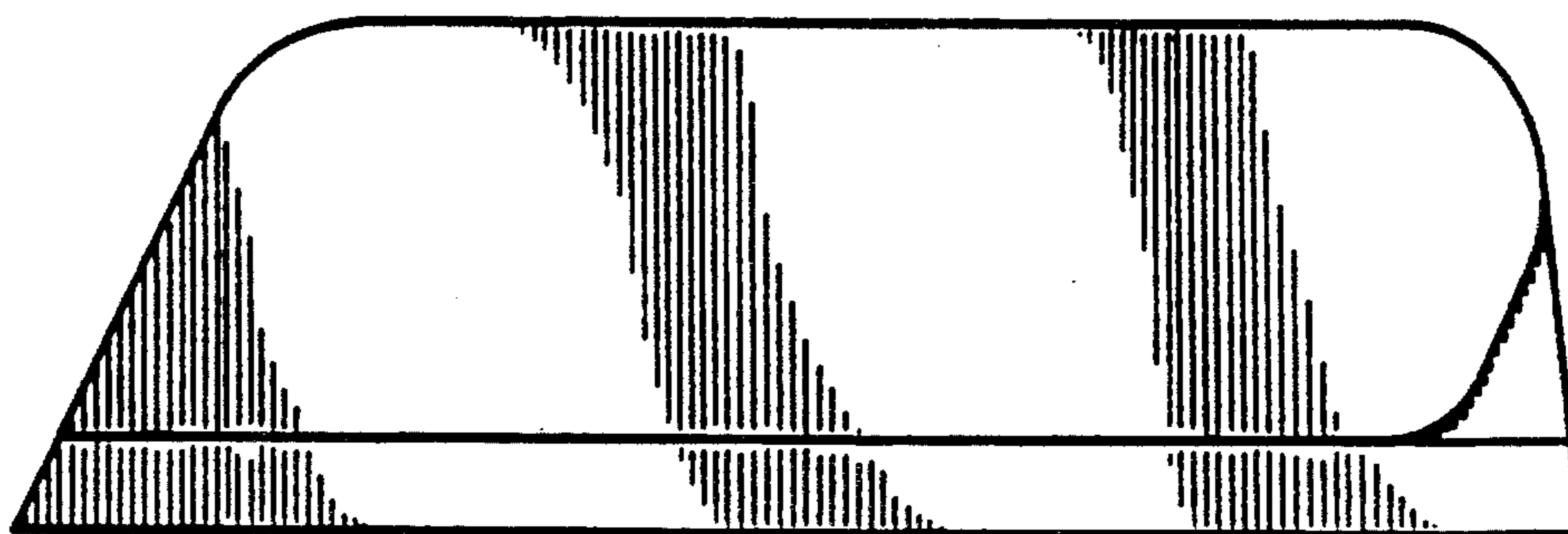


FIG. 4