

[54] SUPPORT HOOK FOR MULTIPLE GARMENT HANGERS

2,514,742	7/1950	Burger et al.	.....	D6/315
3,212,647	10/1965	Meyer et al.	.....	211/118
3,420,383	1/1969	Raynor	.....	211/113
4,372,450	2/1983	Licari et al.	.....	D6/317
4,429,797	2/1984	Collins	.....	211/119

[76] Inventor: George A. Winston, 29512 Thomas Cir., Inkster, Mich. 48141

[\*\*] Term: 14 Years

Primary Examiner—B. J. Bullock  
Attorney, Agent, or Firm—John R. Benefiel

[21] Appl. No.: 511,522

[57] CLAIM

[22] Filed: Apr. 20, 1990

The ornamental design for a support hook for multiple garment hangers, as shown and described.

[52] U.S. Cl. .... D6/328; D6/315; D6/513

DESCRIPTION

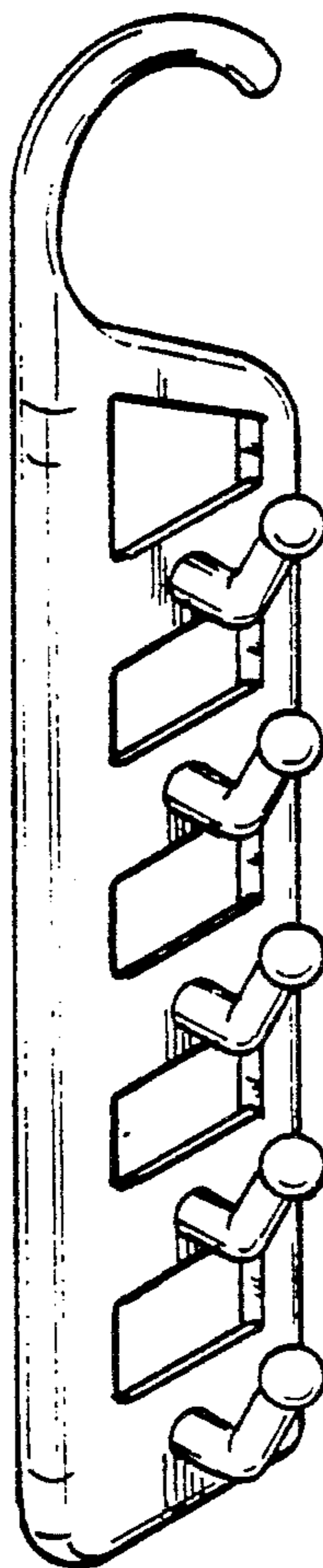
[58] Field of Search ..... D6/315, 317, 328, 513, D6/327; 211/113, 118, 119; 223/85-96

FIG. 1 is a perspective view of a support hook for multiple garment hangers showing my new design;  
FIG. 2 is a front elevational view thereof;  
FIG. 3 is a rear elevational view thereof;  
FIG. 4 is a right side elevational view thereof;  
FIG. 5 is a left side elevational view thereof;  
FIG. 6 is a top plan view thereof;  
FIG. 7 is a bottom plan view thereof.

[56] References Cited

U.S. PATENT DOCUMENTS

D. 202,675	10/1965	Walker	.....	D6/328
D. 205,257	7/1966	Hellinger et al.	.....	D6/315
D. 272,501	2/1984	Rutishauser	.....	D6/327



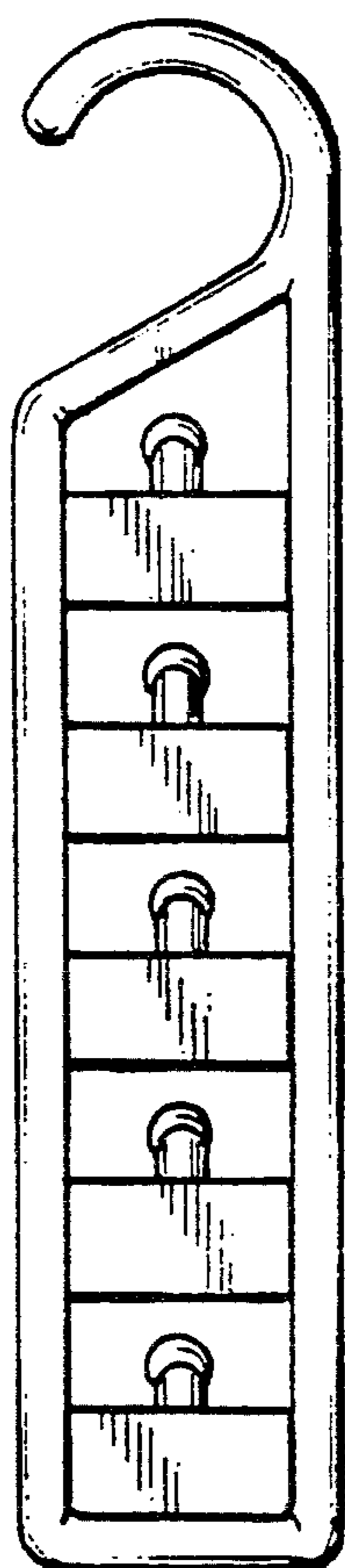


FIG - 3




FIG - 1

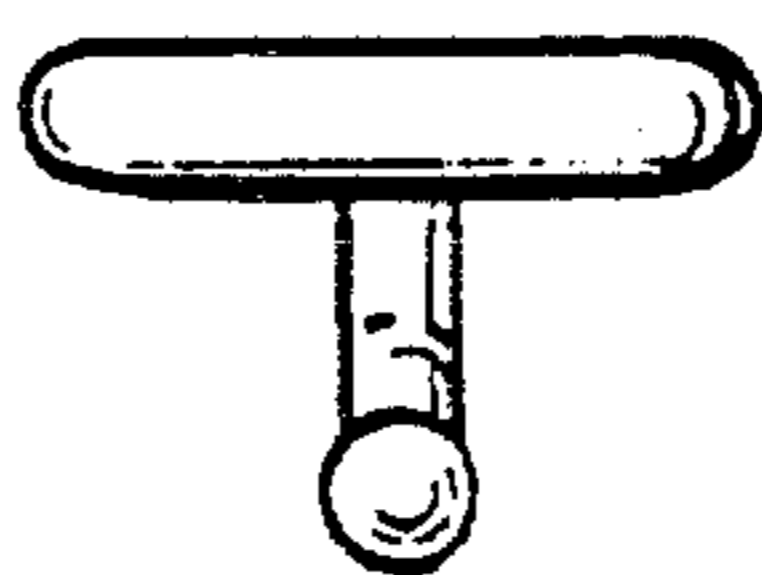


FIG-6

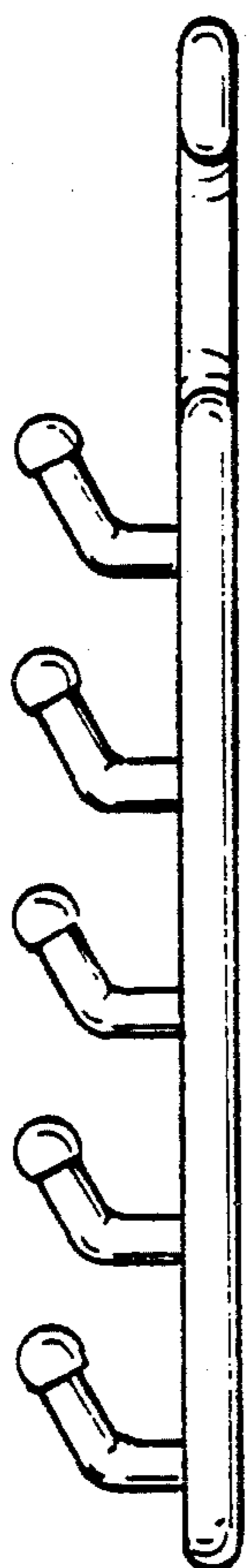


FIG-4

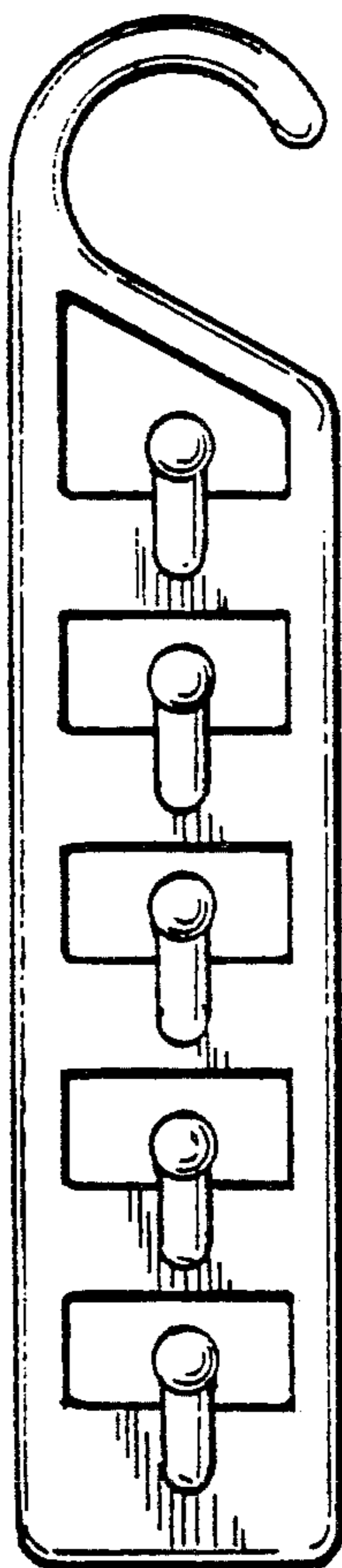


FIG-2

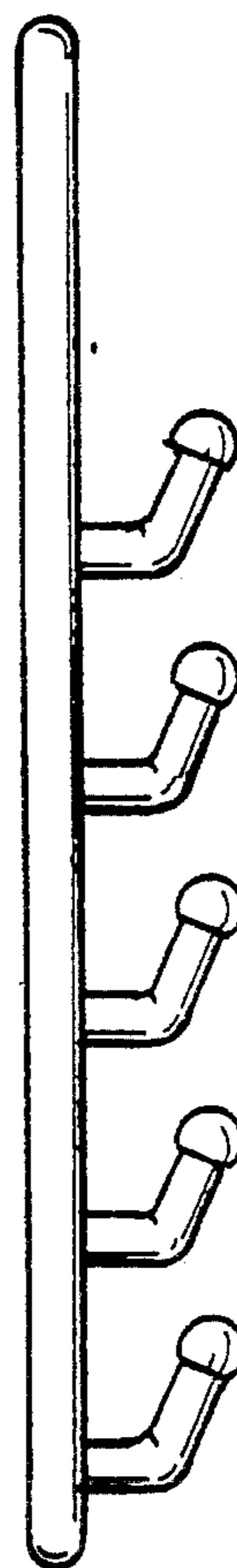


FIG-5




FIG-7