

[54] WALLET

[76] Inventor: Henry C. White, 5030 Champion Blvd., Suite 6-293, Boca Raton, Fla. 33496

[\*\*] Term: 14 Years

[21] Appl. No.: 354,081

[22] Filed: May 19, 1989

[52] U.S. Cl. .... D3/56; D3/61

[58] Field of Search ..... D19/26, 27; D3/30.1, D3/134, 135, 137, 56, 60, 71; 150/131, 132, 138, 143-149; 206/414, 425; 281/31

[56] References Cited

U.S. PATENT DOCUMENTS

D. 127,283	5/1941	Schwalbe	.....	D31/22
D. 147,225	8/1947	Block	.....	D3/61 X
D. 271,350	11/1983	Robbins	.....	D3/1
D. 272,016	1/1984	Blair	.....	D3/1
2,016,053	10/1935	Schaeffer	.....	150/149
2,032,408	2/1935	Gardner, Jr.	.....	D3/61 X
2,088,286	7/1937	Buxton	.....	D3/61 X
2,203,830	6/1940	Leue	.....	150/35
2,270,015	1/1942	Wright	.....	150/35

2,617,463	11/1952	Zaccardo	.....	150/37
2,878,851	3/1959	Nash	.....	D3/61 X
3,068,923	12/1982	Wolf	.....	206/425 X
3,608,343	9/1971	Kimel	.....	D3/61 X
4,705,086	11/1987	O'Neill	.....	150/134

FOREIGN PATENT DOCUMENTS

323849 8/1820 Fed. Rep. of Germany ..... D3/61

Primary Examiner—Wallace R. Burke

Assistant Examiner—P. Schmidt

Attorney, Agent, or Firm—Oltman and Flynn

[57] CLAIM

The ornamental design for a wallet, as shown and described.

DESCRIPTION

FIG. 1 is a top plan view of a wallet showing my new design;  
 FIG. 2 is a front elevational view thereof;  
 FIG. 3 is a bottom plan view thereof;  
 FIG. 4 is a rear elevational view thereof;  
 FIG. 5 is a right side elevational view thereof;  
 FIG. 6 is a left side elevational view thereof; and  
 FIG. 7 is a reduced front perspective view thereof, with the flap opened to reveal key holders.

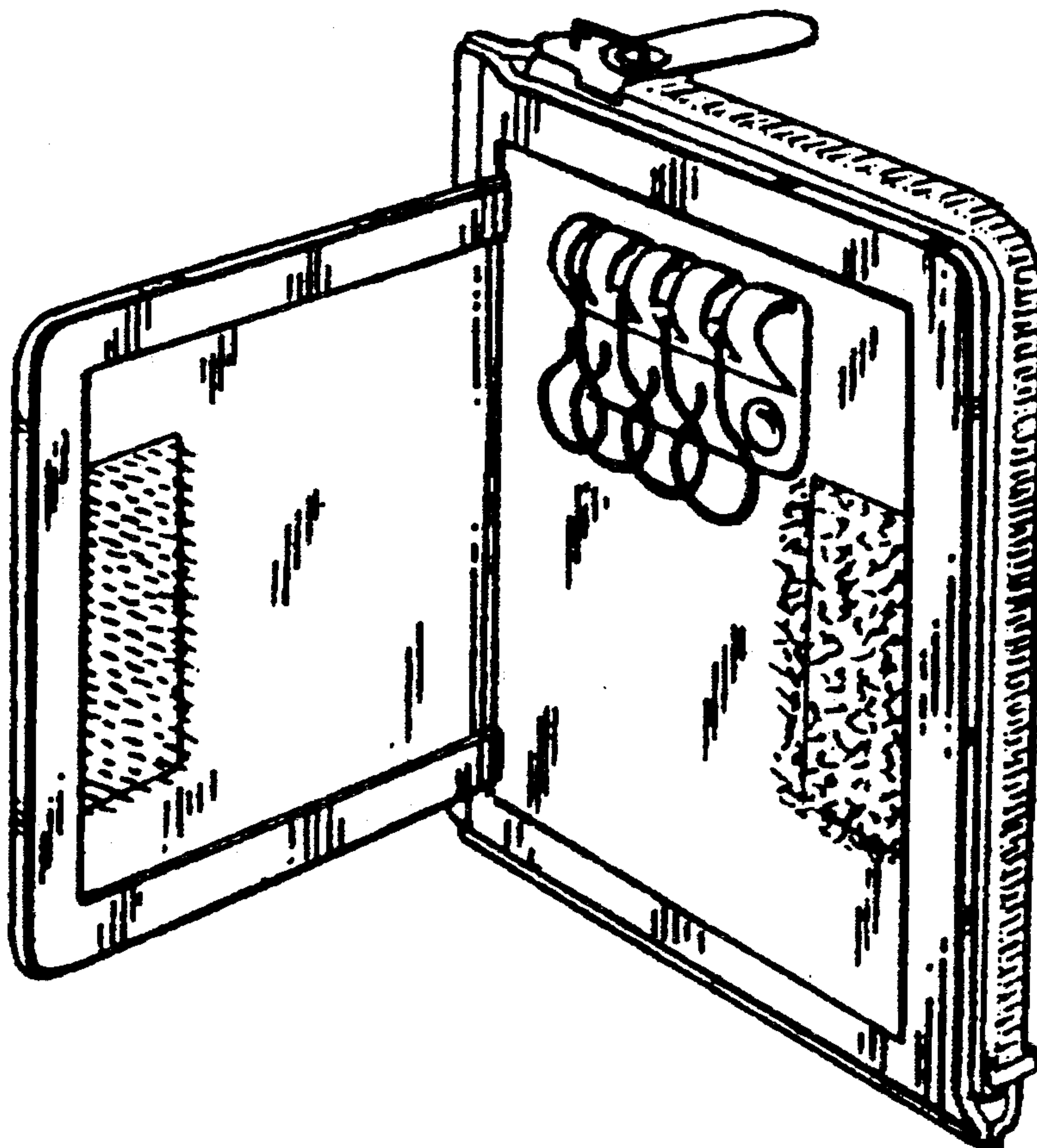


FIG. 7

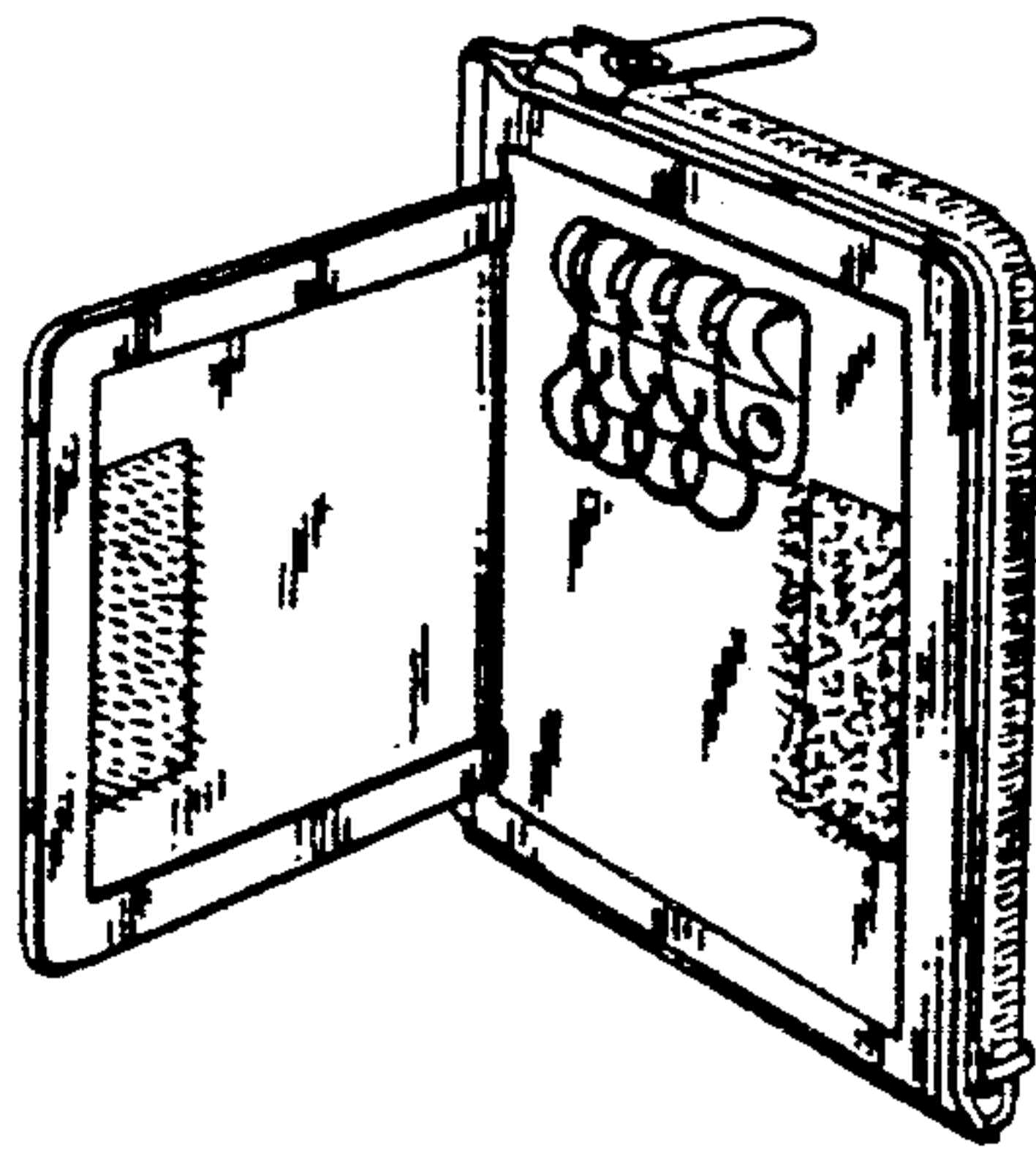


FIG. 4




FIG. 1

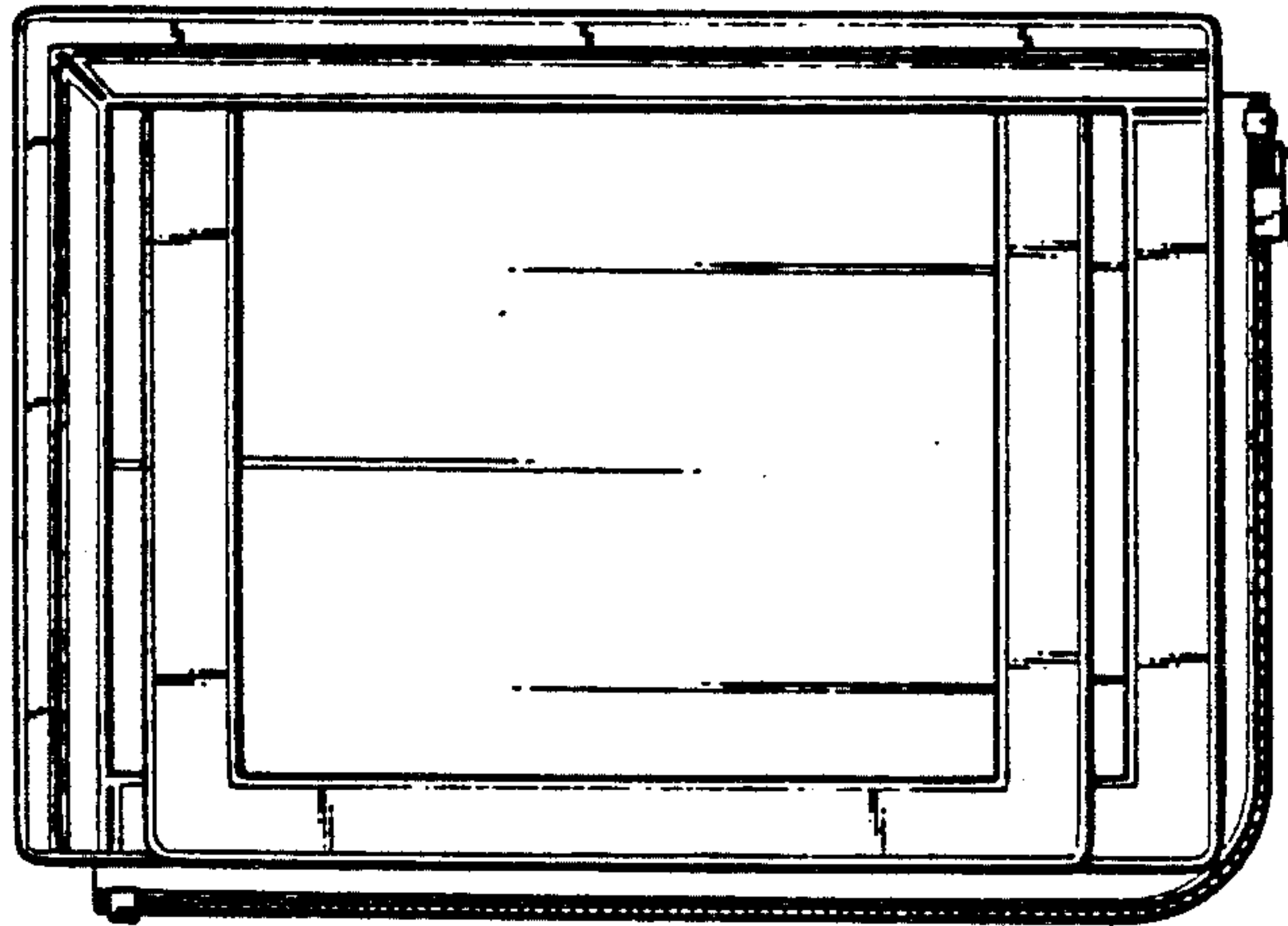


FIG. 5




FIG. 6




FIG. 2




FIG. 3

