

[54] **FILE SHEET FOR MAGNETIC RECORDING MEDIA**

[75] **Inventor: Jiro Ozeki, Tokyo, Japan**

[73] **Assignee: Slidex Corporation, Tokyo, Japan**

[\*\*] **Term: 14 Years**

[21] **Appl. No.: 312,967**

[22] **Filed: Feb. 21, 1989**

[30] **Foreign Application Priority Data**

Sep. 26, 1988 [JP] Japan ..... 63-37418  
 [52] **U.S. Cl. .... D3/35**  
 [58] **Field of Search ..... D3/30.1, 35; D6/300, D6/310, 314; D19/27, 32, 33; 40/158.1, 159, 159.2, 137; 206/44, 45.18, 45.2, 45.21, 45.24, 45.25, 25.26, 25.31, 309, 310, 311, 312, 313, 425, 444, 493; 281/38**

[56] **References Cited**

**U.S. PATENT DOCUMENTS**

D. 225,388 12/1972 Price ..... D3/35  
 D. 293,507 1/1988 Ogusu ..... D3/35  
 D. 307,513 5/1990 Ozeki ..... D3/35

3,727,334 4/1973 Sakamoto ..... 40/159.2  
 4,183,218 3/1980 Mermelstein ..... 40/159.2  
 4,425,997 1/1984 Grant ..... 206/45.31  
 4,884,691 12/1989 Behrens et al. .... 206/311

**FOREIGN PATENT DOCUMENTS**

0699670 12/1965 Italy ..... 40/537

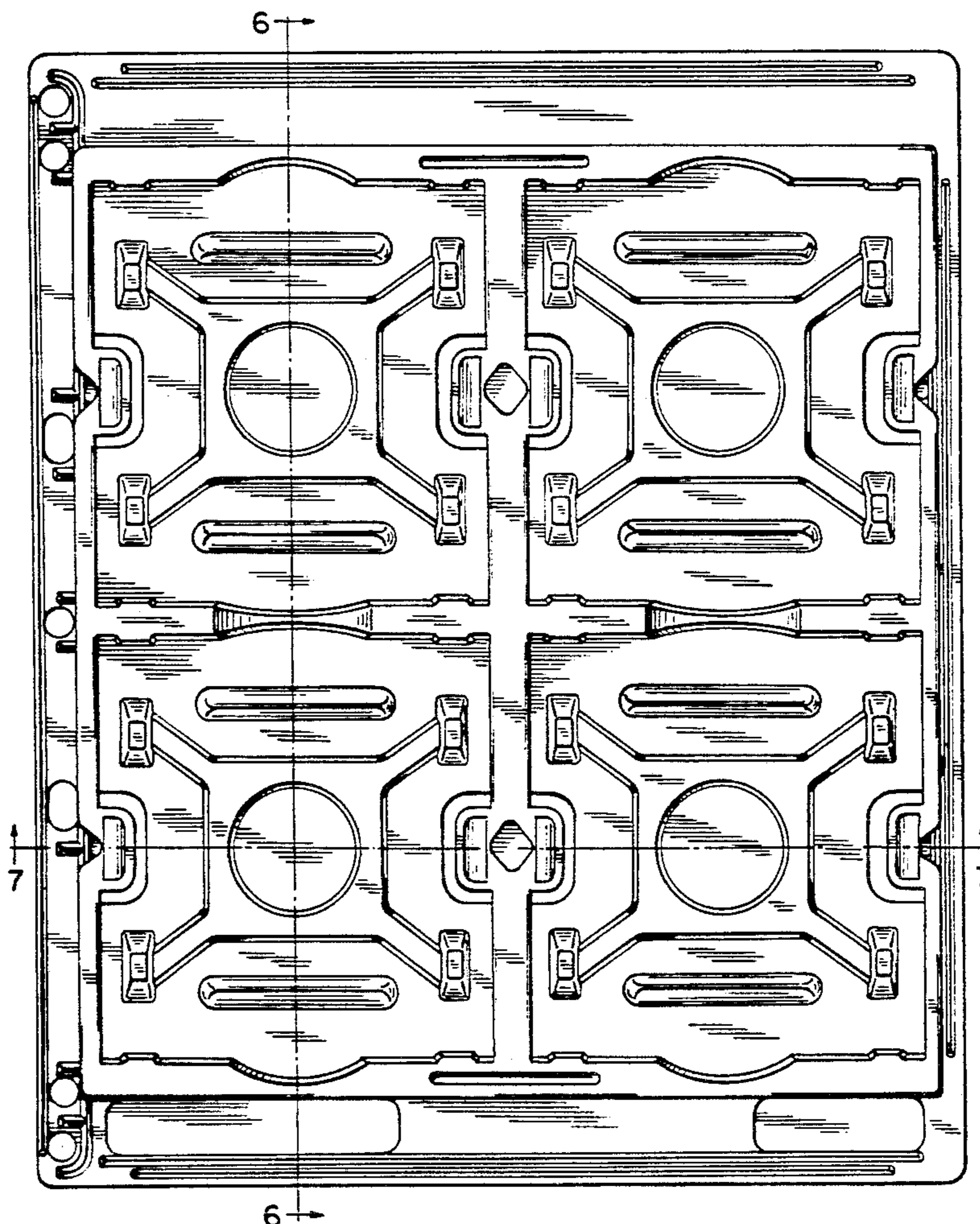
*Primary Examiner*—A. Hugo Word  
*Assistant Examiner*—Celia A. Murphy  
*Attorney, Agent, or Firm*—Fleit, Jacobson, Cohn, Price, Holman & Stern

[57] **CLAIM**

The ornamental design for a file sheet for magnetic recording media, as shown and described.

**DESCRIPTION**

FIG. 1 is a front elevational view of a file sheet for magnetic recording media showing my new design; FIG. 2 is a rear elevational view thereof; FIG. 3 is a bottom plan view thereof; FIG. 4 is a left side elevational view thereof; FIG. 5 is a right side elevational view thereof; FIG. 6 is a sectional view taken on line 6—6 of FIG. 1; and FIG. 7 is a sectional view taken on line 7—7 of FIG. 1.



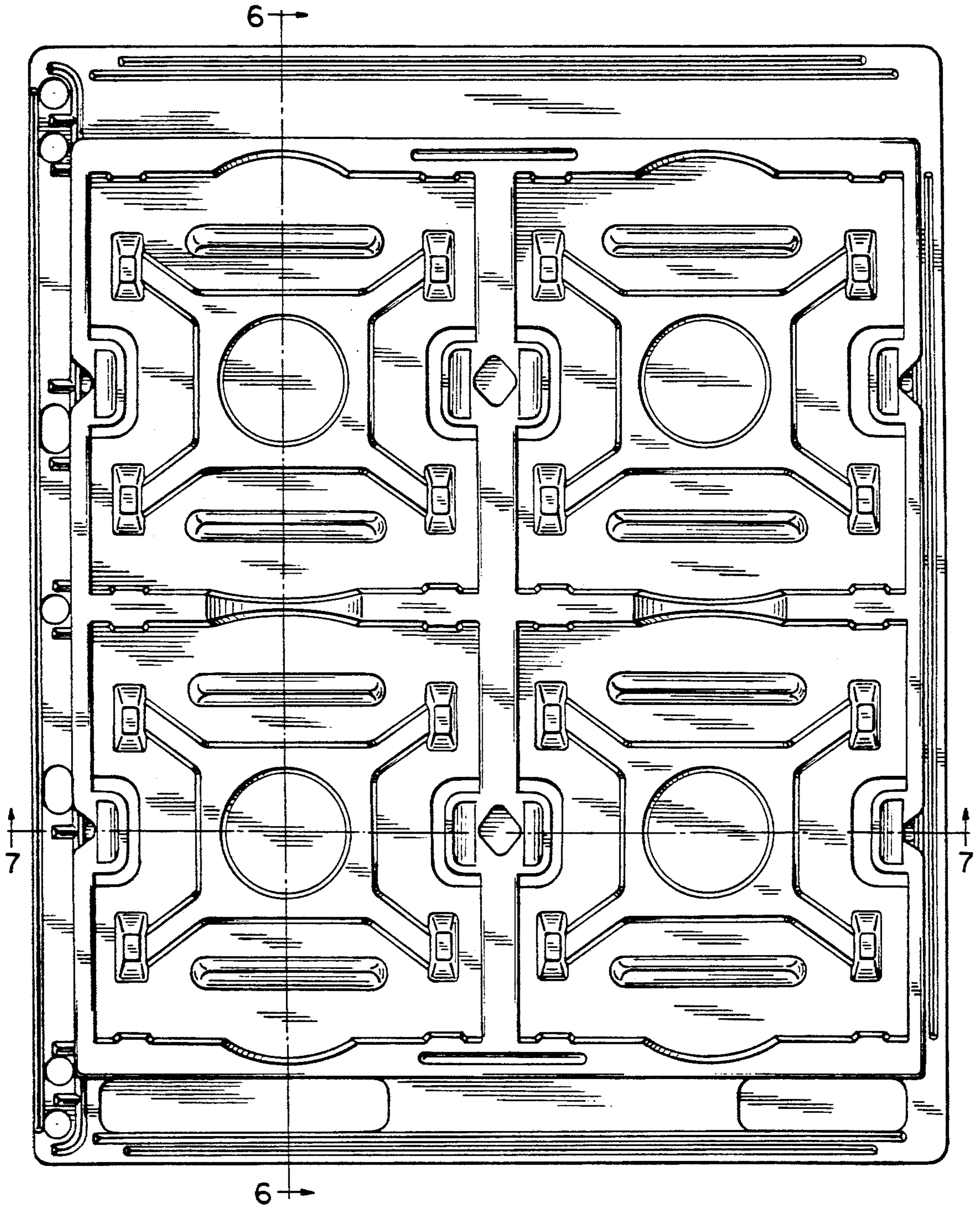


FIG. 1




FIG. 2

FIG. 3



FIG. 4



FIG. 5



FIG. 6



FIG. 7

