

United States Patent [19]

Shimizu

[11] Patent Number: **Des. 321,761**

[45] Date of Patent: **** Nov. 19, 1991**

[54] **PAD FOR USE WITH A BODY ELECTRODE**

[75] Inventor: **Chuji Shimizu, Tokyo, Japan**

[73] Assignee: **Fukuda Denshi Co., Ltd., Tokyo, Japan**

[**] Term: **14 Years**

[21] Appl. No.: **292,000**

[22] Filed: **Dec. 30, 1988**

[30] **Foreign Application Priority Data**

Sep. 5, 1988 [JP] Japan 63-34987

[52] U.S. Cl. **D24/187; D24/168**

[58] Field of Search **D24/63, 8, 17, 21, 29, D24/99; 128/640, 641, 642, 643, 644; 604/187**

[56] **References Cited**

U.S. PATENT DOCUMENTS

D. 274,098 5/1984 Kaufman D24/99

D. 296,006 5/1988 Asche D24/63

D. 297,461 8/1988 Inoue et al. D24/17

4,239,046 12/1980 Ong 128/640

4,409,981 10/1983 Lundberg 128/640

Primary Examiner—Wallace R. Burke
Assistant Examiner—Marcus Jackson
Attorney, Agent, or Firm—Sughrue, Mion, Zinn, Macpeak & Seas

[57] **CLAIM**

The ornamental design for a pad for use with a body electrode, as shown and described.

DESCRIPTION

FIG. 1 is a top plan view of a pad for use with a body electrode showing my new design, with the bottom being a mirror image;

FIG. 2 is a side elevational view thereof, with the opposite side being a mirror image;

FIG. 3 is a front elevational view thereof, with the rear being a mirror image;

FIG. 4 is a perspective view thereof.




FIG. 1

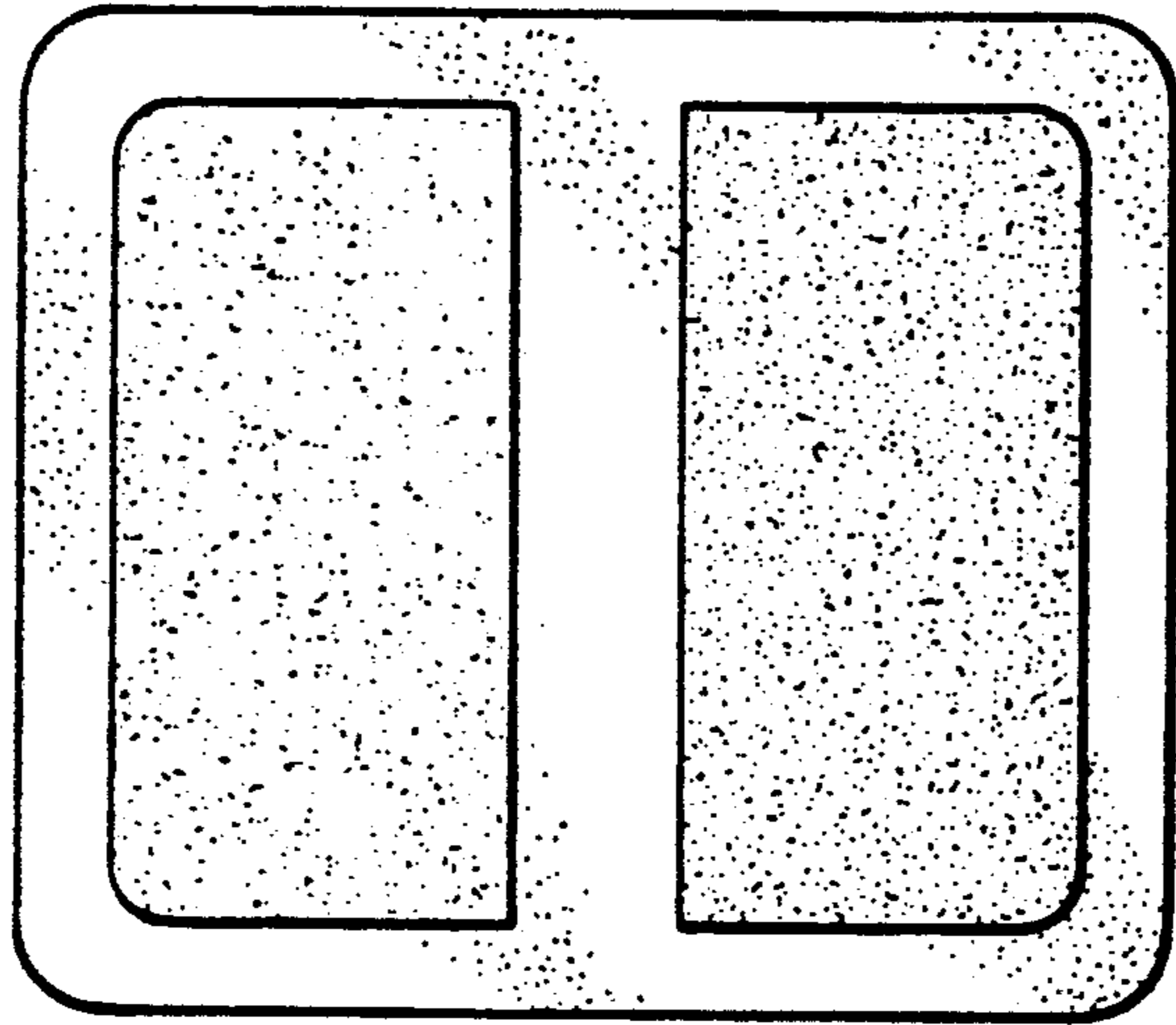


FIG. 2



FIG. 3

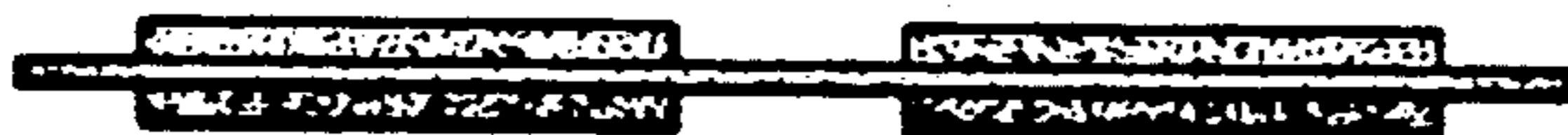


FIG. 4

