

## [54] SHOWER ENCLOSURE

[75] Inventors: Keith L. Poulson, Canyon Country, Calif.; Todd D. Dannenberg, Sheboygan, Wis.

[73] Assignee: Kohler Co., Kohler, Wis.

[\*] Notice: The portion of the term of this patent subsequent to Oct. 1, 2005 has been disclaimed.

[\*\*] Term: 14 Years

[21] Appl. No.: 142,877

[22] Filed: Jan. 11, 1988

[52] U.S. Cl. .... D23/305

[58] Field of Search ..... D23/270, 271, 275, 277-283, D23/303-307; D24/37, 38; 4/538, 539, 546, 552, 553, 557, 558, 571, 589, 590, 596, 599, 600, 607, 610, 617; 160/186, 196.1

## [56] References Cited

### U.S. PATENT DOCUMENTS

D. 241,644	9/1976	Van Riper, Jr. .	
3,208,083	9/1965	Witczak .....	4/558
4,564,963	1/1986	Bergmark .....	4/610
4,720,876	1/1988	Tomei et al. ....	4/614

### FOREIGN PATENT DOCUMENTS

3104222	2/1981	Fed. Rep. of Germany .	
3326790	2/1984	Fed. Rep. of Germany .....	4/607
2601868	1/1988	France .	
009100	8/1987	Hague .	

## OTHER PUBLICATIONS

Ad for an SS-3 Corner Shower of unknown source, undated, admitted prior art.

Duscholux ad, dated Mar. 1987, showing the "Collection" Shower, (unclear whether prior art).

German (Hamburg) design registration No. 87010 (Sport) by Huppe GmbH issued Jun. 29, 1987.

Primary Examiner—James R. Largen

Attorney, Agent, or Firm—Quarles & Brady

## [57] CLAIM

The ornamental design for a shower enclosure, as shown and described.

## DESCRIPTION

FIG. 1 is a perspective view taken from top, front and left side of a shower enclosure showing our new design;

FIG. 2 is a front elevational view thereof;

FIG. 3 is a right side elevational view thereof, the left side being a mirror image of the right side shown;

FIG. 4 is a top plan view thereof;

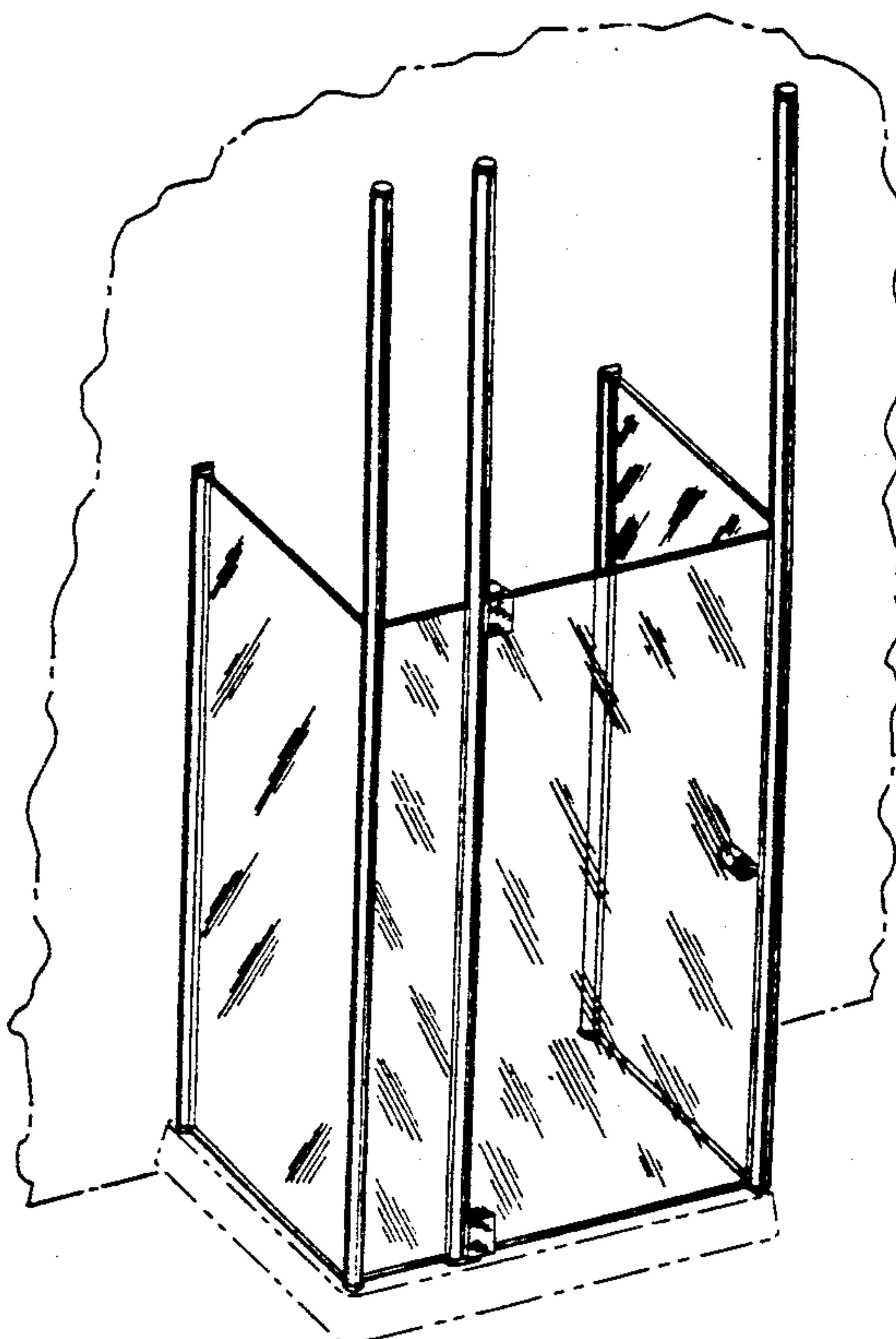
FIG. 5 is a perspective view taken from the top, front and left side of a second embodiment thereof;

FIG. 6 is a front elevational view of FIG. 5;

FIG. 7 is a top plan view of FIG. 5; and

FIG. 8 is a right side elevational view of FIG. 5, the left side being a mirror image at the right side shown.

The fragmentary broken line showing of base walls in all of the Figures and bathroom walls in FIGS. 1 and 5, and the broken line showing of a towel bar in FIG. 5 are for purposes of illustration only and form no part of the claimed design.



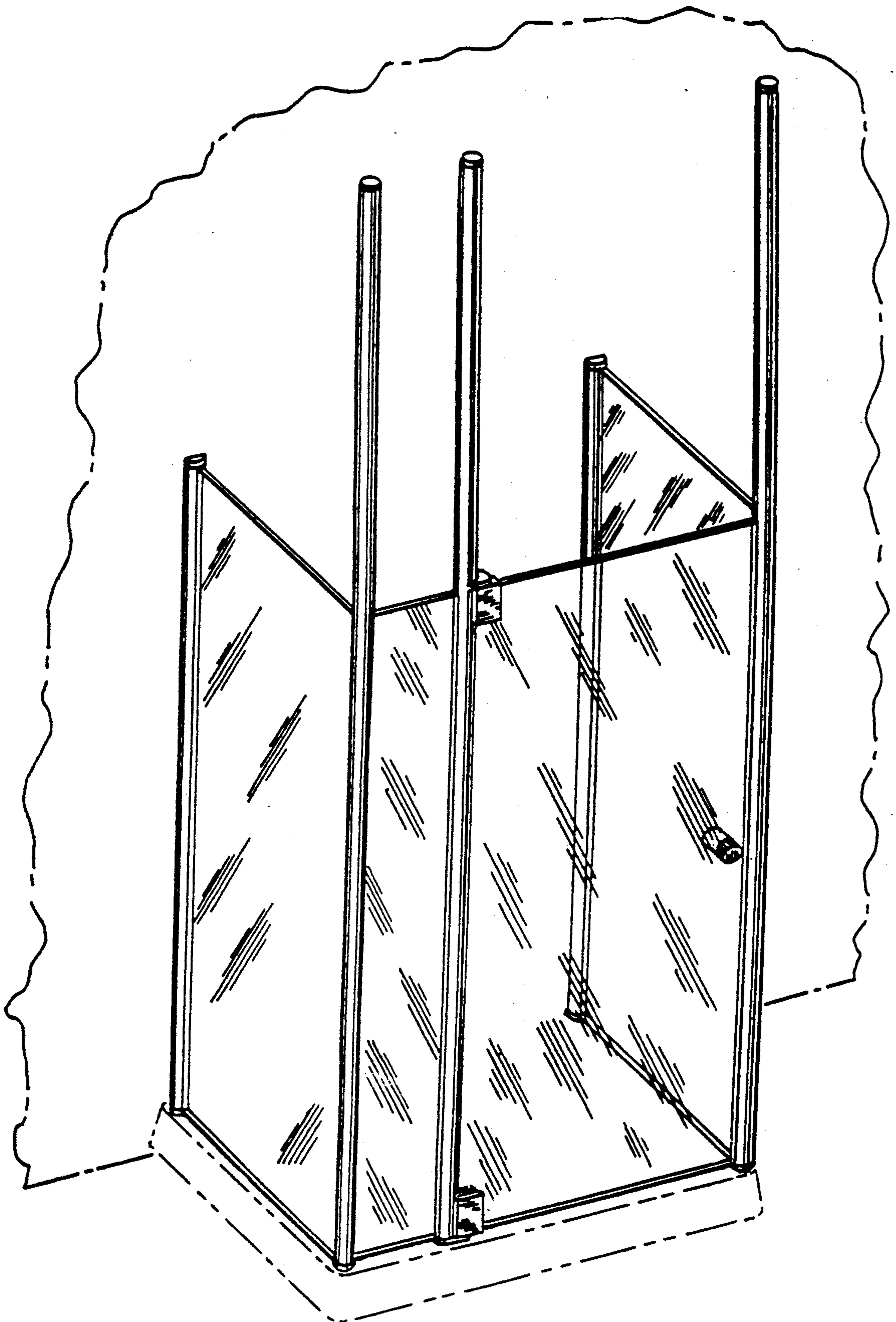


FIG. 1

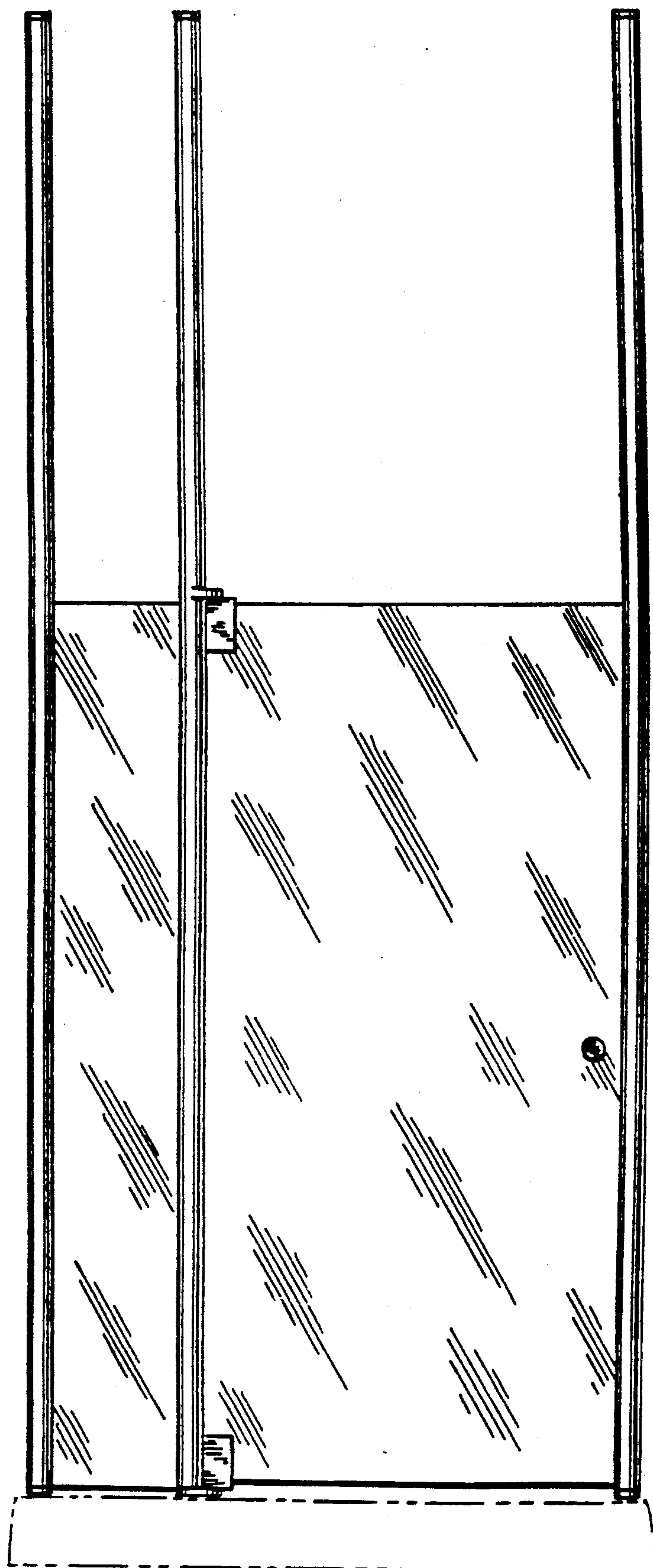
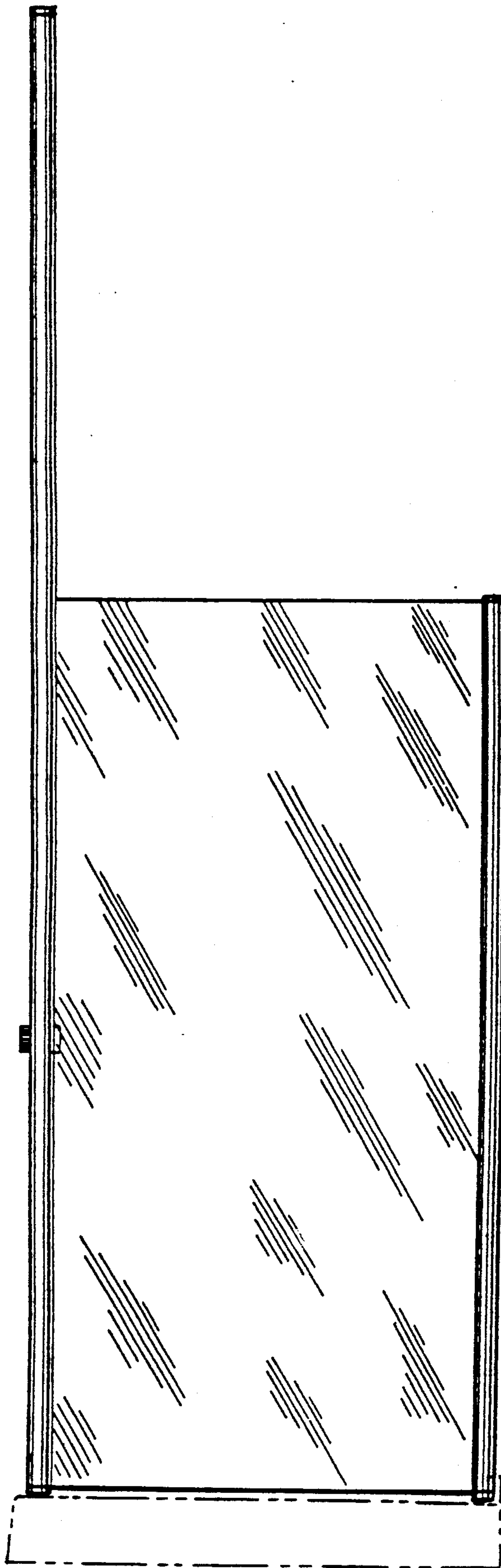


FIG. 2



FIG. 3






FIG. 4

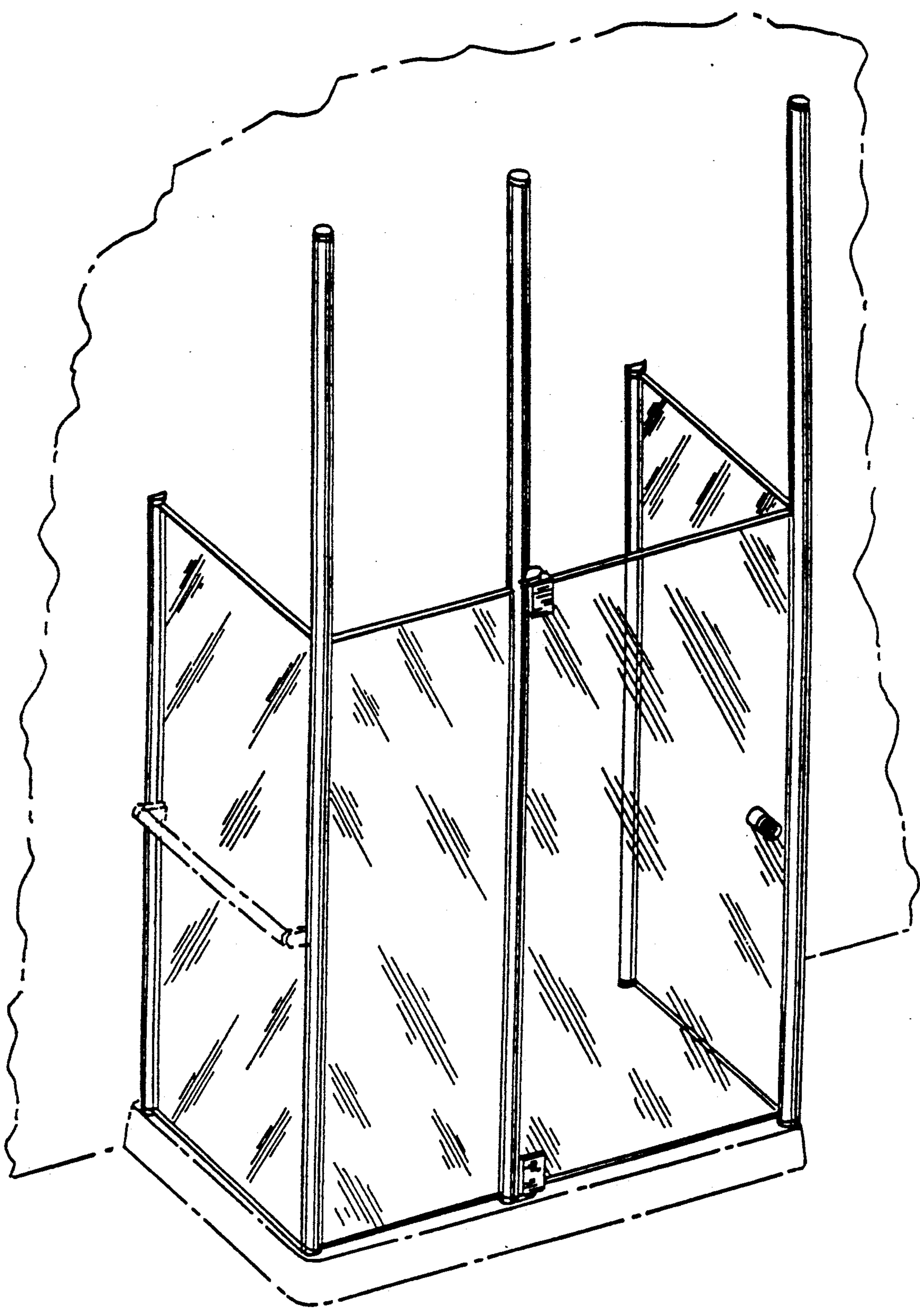


FIG. 5

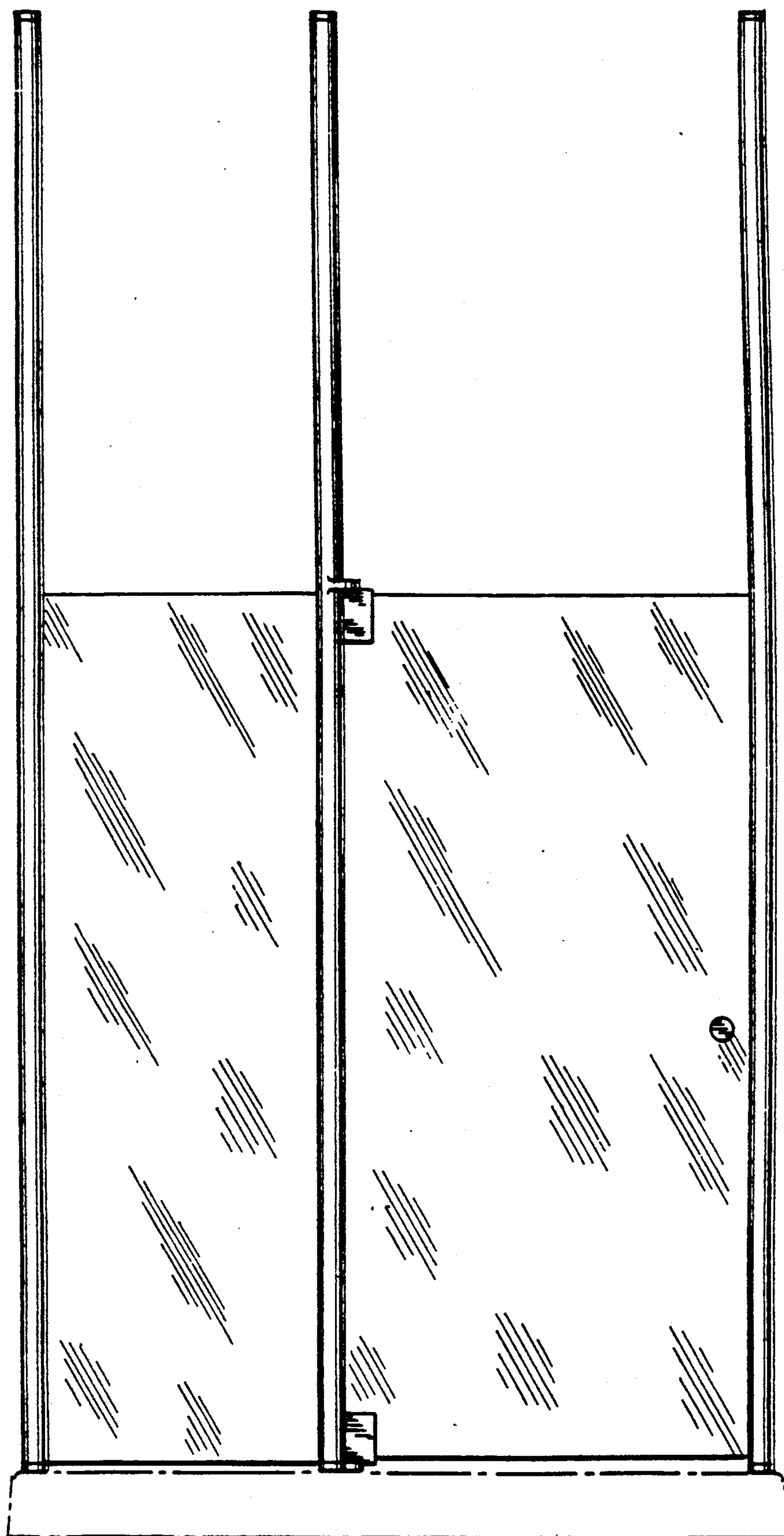


FIG. 6




FIG. 7




FIG. 8