

[54] REEL SEAT FOR FISHING ROD

4,884,356 12/1989 Yasui 43/23

[75] Inventors: Yoshihiro Naeki; Teiji Matsubara,
both of Higashikurume, Japan

Primary Examiner—A. Hugo Word
Assistant Examiner—Doris V. Coles
Attorney, Agent, or Firm—Cushman, Darby & Cushman

[73] Assignee: Daiwa Seiko, Inc., Tokyo, Japan

[57] CLAIM

[**] Term: 14 Years

The ornamental design for a reel seat for fishing rod, as shown and described.

[21] Appl. No.: 297,544

DESCRIPTION

[22] Filed: Jan. 17, 1989

[30] Foreign Application Priority Data

Jul. 19, 1988 [JP] Japan 63-28673

[52] U.S. Cl. D22/142

[58] Field of Search D22/142; 43/18.1, 22,
43/23

FIG. 1 is a top, front and one side perspective view of a reel seat for fishing rod showing our new design; FIG. 2 is a front elevational view thereof; FIG. 3 is a rear elevational view thereof; FIG. 4 is a side elevational view of the one side thereof; FIG. 5 is a side elevational view of the opposite side thereof; FIG. 6 is a top plan view thereof; FIG. 7 is a bottom view thereof; and FIG. 8 is a perspective view of a reel seat for fishing rod, the broken line showing of other parts of a fishing rod handle is for illustrative purposes only and form no part of claimed design.

[56] References Cited

U.S. PATENT DOCUMENTS

D. 294,628 3/1988 Rumbaugh D22/142

4,516,351 5/1985 Highby D22/142 X

4,702,032 10/1987 Ohmura 43/22

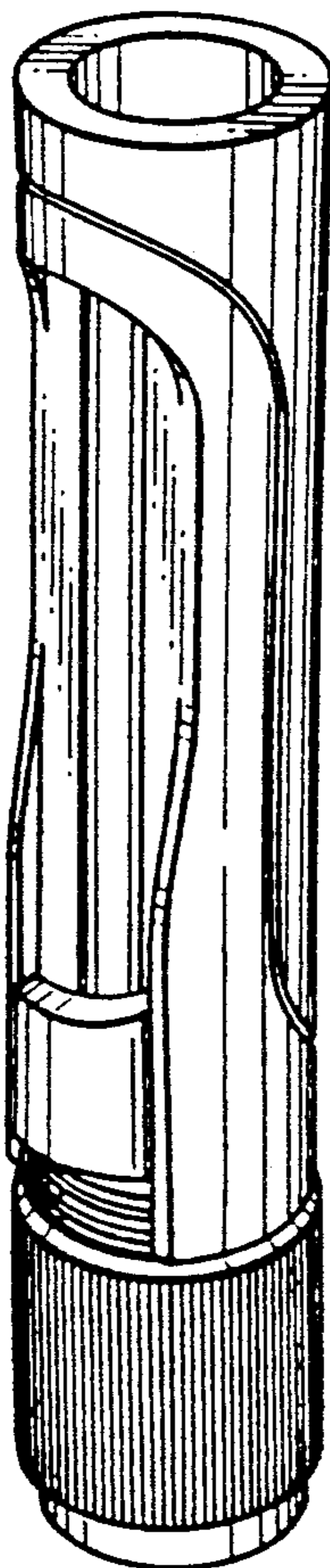


Fig. 1



Fig. 2




Fig. 3

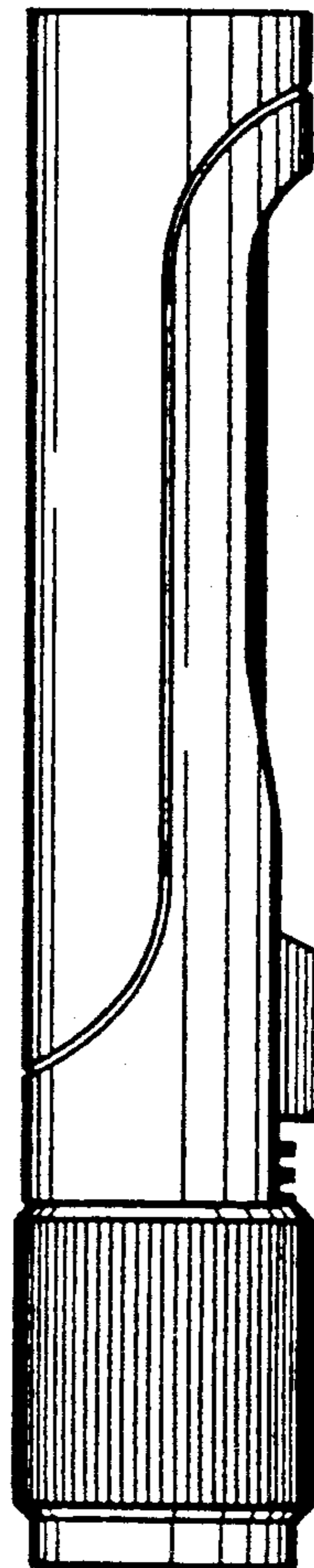


Fig. 4

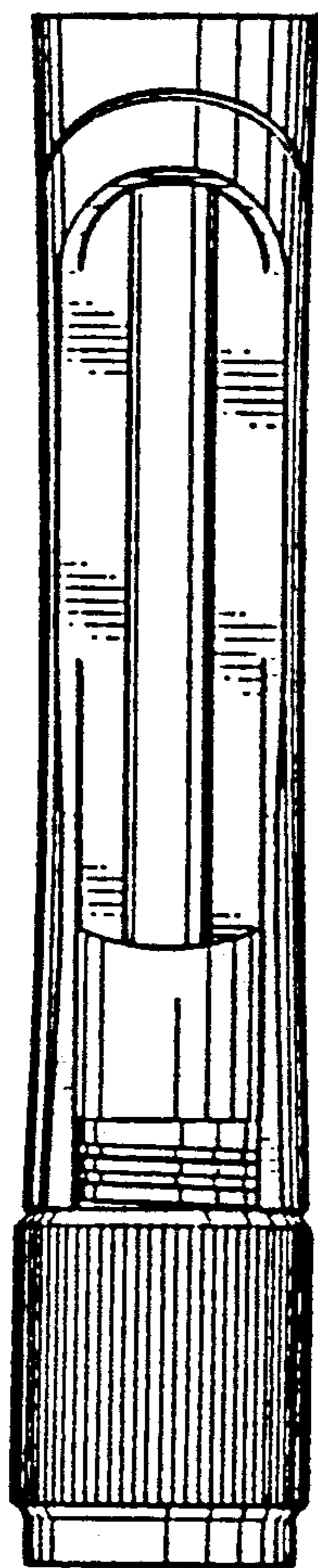


Fig. 5

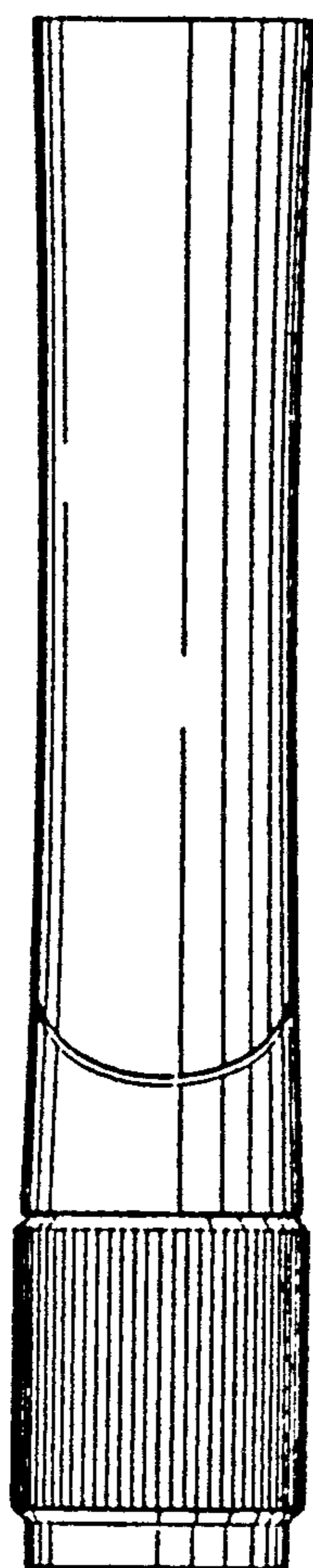


Fig. 8



Fig. 6

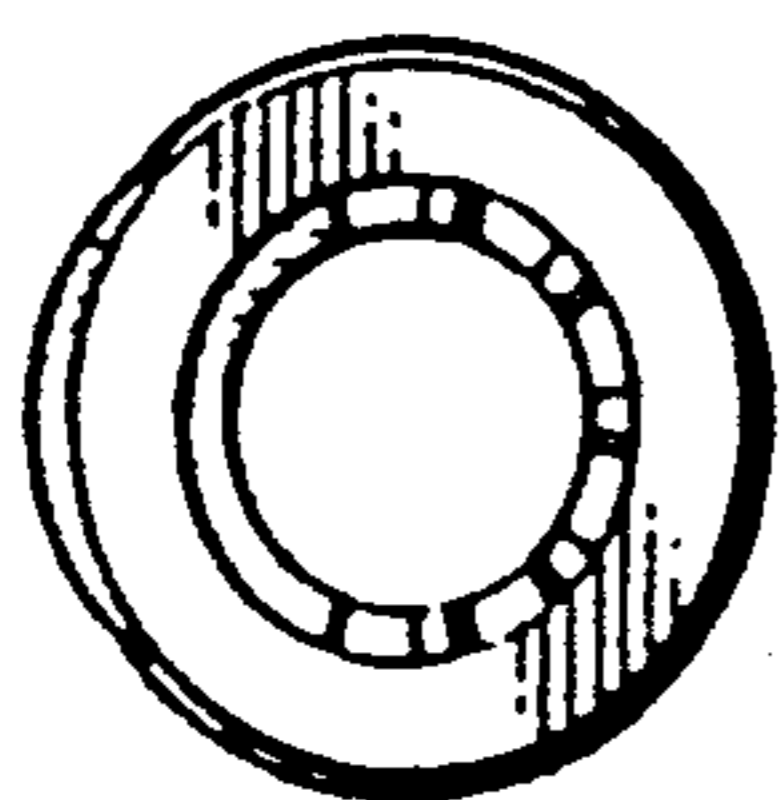


Fig. 7

