

[54] BALL-POINT PEN

[75] Inventor: Hidemi Sakurada, Setagaya, Japan

[73] Assignee: Nikko Pen Co., Ltd., Japan

[**] Term: 14 Years

[21] Appl. No.: 367,225

[22] Filed: Jun. 16, 1989

[30] Foreign Application Priority Data

Sep. 28, 1988 [JP] Japan 63-38029

[52] U.S. Cl. D19/51; D19/36; D19/41; D19/56

[58] Field of Search D19/36, 35, 41-51, D19/54-58, 81-85; 401/29, 34, 35, 36, 37, 209

[56] References Cited

U.S. PATENT DOCUMENTS

- D. 98,522 2/1936 Juells D19/48
- D. 137,496 3/1944 Lustig D19/48 X
- D. 155,613 10/1949 Kahn D19/48
- D. 215,626 10/1969 Jonkers D19/49
- D. 253,660 12/1979 Carre D19/51
- D. 254,315 2/1980 Carre D19/51
- D. 259,793 7/1981 Carre D19/51
- D. 270,843 10/1983 Itoh D19/51

- D. 279,115 6/1985 Nishida D19/57 X
- D. 280,215 8/1985 Huang D19/36

OTHER PUBLICATIONS

- Nikko, NP-2C, 200 (Catalog).
- Nikko, NP-3C, 250 (Catalog).
- Nikko, NP-4C, 300 (Catalog).

Primary Examiner—Bruce W. Dunkins
Assistant Examiner—Martha Thompson
Attorney, Agent, or Firm—Oliff & Berridge

[57] CLAIM

The ornamental design for a ball-point pen, as shown and described.

DESCRIPTION

FIG. 1 is a top right front perspective view of a ball-point pen showing my new design;
FIG. 2 is a bottom left rear perspective view;
FIG. 3 is a right side elevational view;
FIG. 4 is a left side elevational view;
FIG. 5 is a top plan view;
FIG. 6 is a bottom plan view;
FIG. 7 is a right side elevational view with the writing tip in an extended position; and
FIG. 8 is a front elevational view, with the clip member in an alternate position and the writing tip extended.

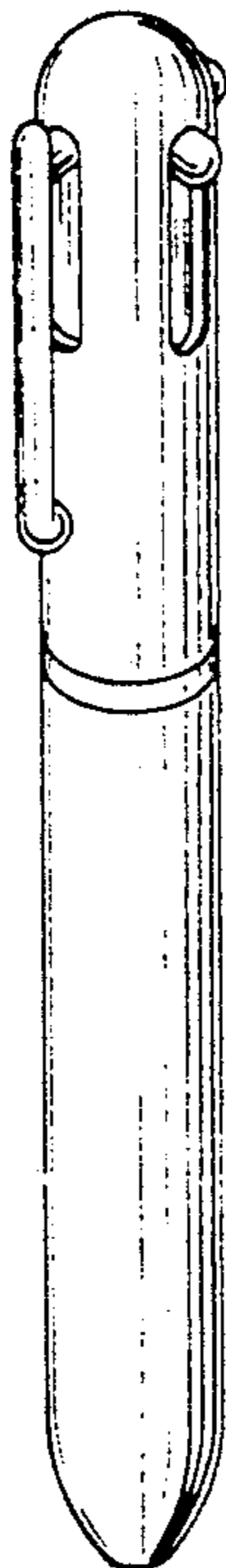


FIG. 1

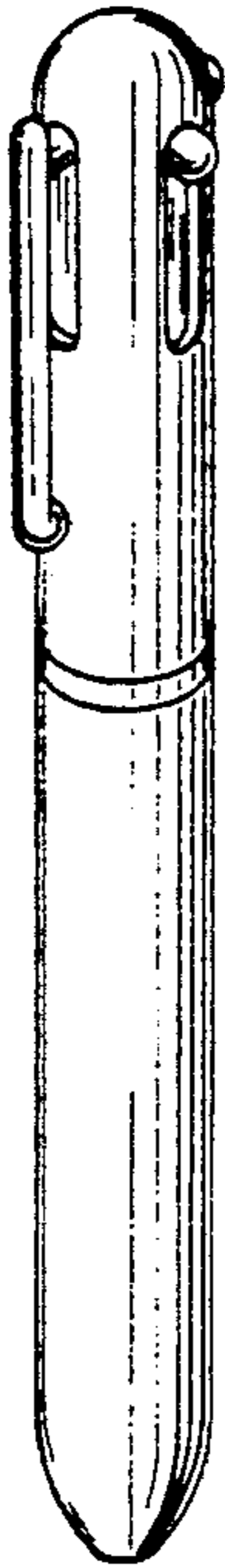


FIG. 2




FIG. 3

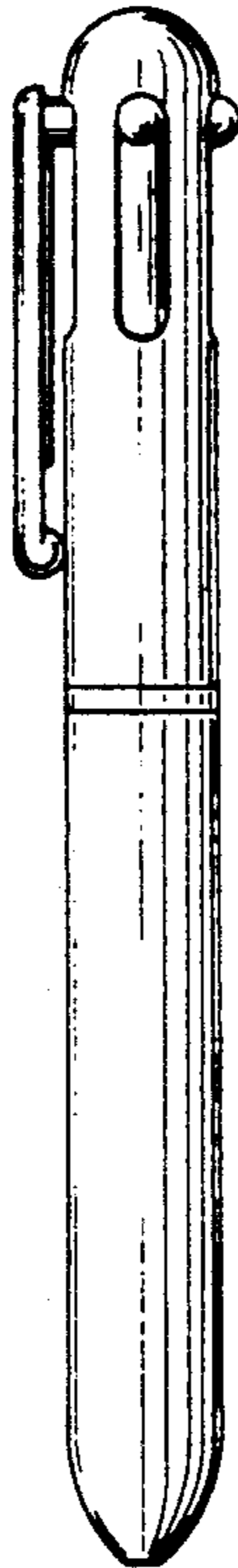


FIG. 4

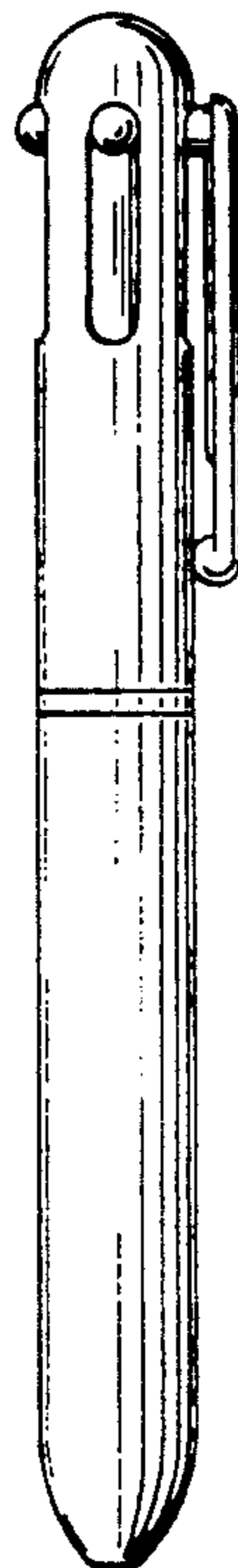


FIG. 5

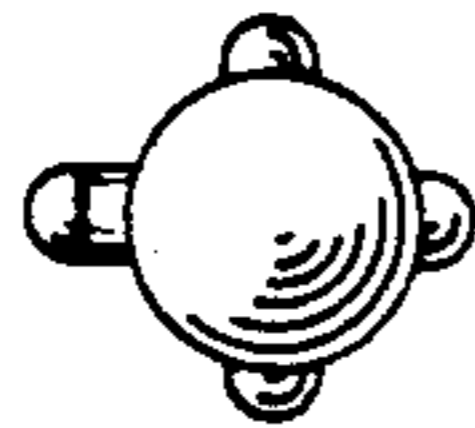


FIG. 7




FIG. 8

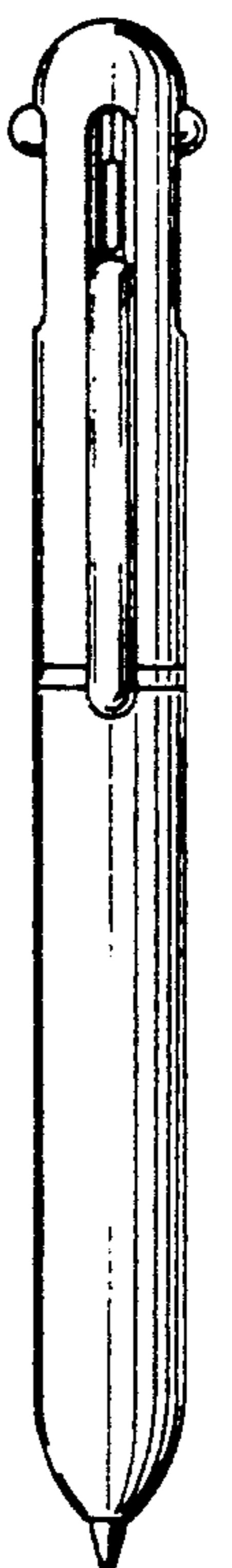


FIG. 6

