

[54] **FELT TIP PEN**
[75] **Inventor: Tomio Nitta, Yokohama, Japan**
[73] **Assignee: Tokai Corporation, Yokohama, Japan**
[**] **Term: 14 Years**
[21] **Appl. No.: 344,143**
[22] **Filed: Apr. 25, 1989**

[30] **Foreign Application Priority Data**
Oct. 17, 1988 [JP] Japan 63-40312
[52] **U.S. Cl. D19/48; D19/51;
D19/56**
[58] **Field of Search D19/35, 36, 41-51,
D19/54-58, 81-85; 401/195, 209, 99, 100, 196**

[56] **References Cited**
U.S. PATENT DOCUMENTS
D. 146,335 2/1947 Colomy D19/51 X
D. 149,672 5/1948 Phillips D19/48 X
D. 153,905 5/1949 Sager D19/51
D. 160,436 10/1950 Seibert D19/49
D. 269,189 5/1983 Sakaoka D19/48
D. 284,773 7/1986 Schwartz et al. D19/51 X

D. 286,789 11/1986 Thompson et al. D19/48
3,963,358 6/1976 Houser D19/36 X

FOREIGN PATENT DOCUMENTS

58050 9/1953 France D19/49


Primary Examiner—Bruce W. Dunkins
Assistant Examiner—Martha Thompson
Attorney, Agent, or Firm—Armstrong, Nikaido
Marmelstein, Kubovcik & Murray

[57] **CLAIM**

The ornamental design for a felt tip pen, as shown and described.

DESCRIPTION

FIG. 1 is a right front perspective view of a felt tip pen showing my new design;
FIG. 2 is a front elevational view;
FIG. 3 is a right side elevational view;
FIG. 4 is a left side elevational view;
FIG. 5 is a rear elevational view;
FIG. 6 is a top plan view;
FIG. 7 is a bottom plan view; and
FIG. 8 is a left side elevational view thereof with the writing tip in an extended position.






Fig.1



Fig.2




Fig.3




Fig.4



Fig.5




Fig.8



Fig.6

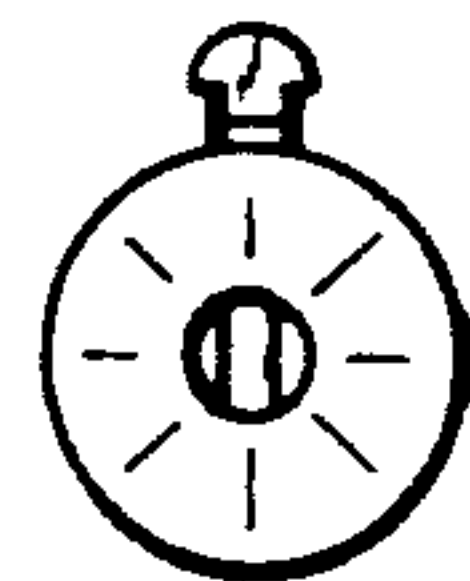


Fig.7