

[54] BALL POINT PEN WITH RETRACTABLE CAP

[76] Inventor: Emilio Ambasz, 295 Central Park West, New York, N.Y. 10024

[**] Term: 14 Years

[21] Appl. No.: 293,871

[22] Filed: Jan. 5, 1989

[52] U.S. CL. D19/48; D19/51; D19/56

[58] Field of Search D19/35, 36, 41-51, D19/54-58, 81-85; 401/99, 100, 103, 209

[56] References Cited

U.S. PATENT DOCUMENTS

- D. 179,053 10/1956 Baker D19/51
- D. 200,512 3/1965 Fehling D19/51
- D. 227,611 7/1973 Carre D19/48
- D. 250,767 1/1979 Bulgari D19/56 X
- D. 265,212 6/1982 Spiegel D19/48 X
- D. 271,115 10/1983 Luntz D19/56 X
- D. 273,395 4/1984 Wilkinson D19/56 X
- D. 283,901 5/1986 Horntrich D19/50

D. 292,007 9/1987 Ambasz D19/48

Primary Examiner—Bruce W. Dunkins
Assistant Examiner—Martha Thompson
Attorney, Agent, or Firm—Brumbaugh, Graves, Donohue & Raymond

[57] CLAIM

The ornamental design for a ball point pen with retractable cap, as shown and described.

DESCRIPTION

FIG. 1 is a front elevational view of a ball point pen with retractable cap showing my new design; FIG. 2 is a right side elevational view thereof; FIG. 3 is a left side elevational view thereof; FIG. 4 is a rear elevational view thereof; FIG. 5 is a bottom plan view thereof; FIG. 6 is a top plan view thereof; and FIG. 7 is a front elevational view with the cap in the retracted position and the writing tip uncovered. The characteristic feature of my invention resides in the specifically configured end portion in combination with the particular clip member and the recess therebehind, all as best illustrated in FIGS. 2, 3, and 7.






FIG. 2



FIG. 1




FIG. 3




FIG. 4



FIG. 6



FIG. 7



FIG. 5