

[54] **PRINTER FOR ELECTRONIC COMPUTER**

[75] Inventors: **Noritaka Uchibori; Michiyo Ichikawa**, both of Nagano, Japan

[73] Assignee: **Seiko Epson Corporation**, Tokyo, Japan

[**] Term: **14 Years**

[21] Appl. No.: **353,734**

[22] Filed: **May 18, 1989**

[30] **Foreign Application Priority Data**

Nov. 26, 1988 [JP] Japan 46114/88

[52] U.S. Cl. **D18/54**

[58] Field of Search D18/13; D14/111; 400/613, 613.2-613.4, 691-694; 101/420

[56] **References Cited**

U.S. PATENT DOCUMENTS

- D. 272,352 1/1984 Seki et al. D14/111
- D. 278,821 5/1985 Maruyama D14/111
- D. 283,823 5/1986 Mitsuhashi D18/13
- D. 285,925 9/1986 Davis D18/13
- D. 286,052 10/1986 Peart et al. D14/111
- D. 287,727 1/1987 Kurihara D14/111

- D. 288,324 2/1987 Moggridge D14/111
- D. 295,045 4/1988 Kuroki D18/13
- D. 296,211 6/1988 Nagatomo D14/111
- D. 312,475 11/1990 Yoshida D18/13
- 4,674,899 6/1987 Kimura 400/613

OTHER PUBLICATIONS

NEC Spinwriter e.l.f; 2/85; pp. 1 and 2.

Primary Examiner—Word. A. Hugo

Assistant Examiner—Cathy Anne MacCormac

Attorney, Agent, or Firm—Blum Kaplan

[57] **CLAIM**

The ornamental design for a printer for electronic computer, as shown and described.

DESCRIPTION

FIG. 1 is a top plan view of a printer for electronic computer showing our new design;
 FIG. 2 is a front elevational view thereof;
 FIG. 3 is a right side view elevational view thereof;
 FIG. 4 is a bottom plan view thereof;
 FIG. 5 is a rear elevational view thereof;
 FIG. 6 is a left side elevational view thereof; and
 FIG. 7 is a perspective view thereof showing the paper tray in raised position.




FIG. 1

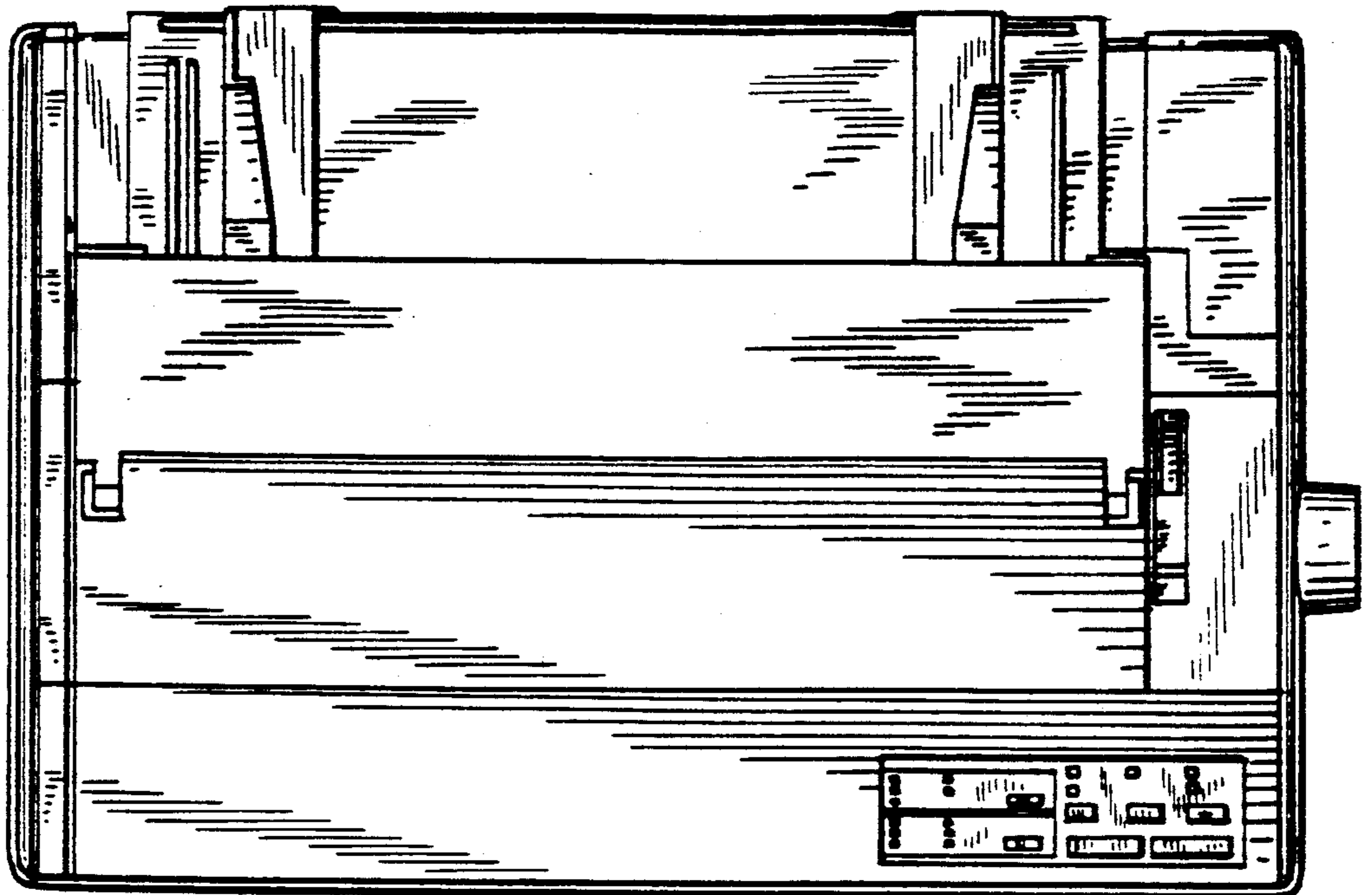


FIG. 2




FIG. 3




FIG. 4

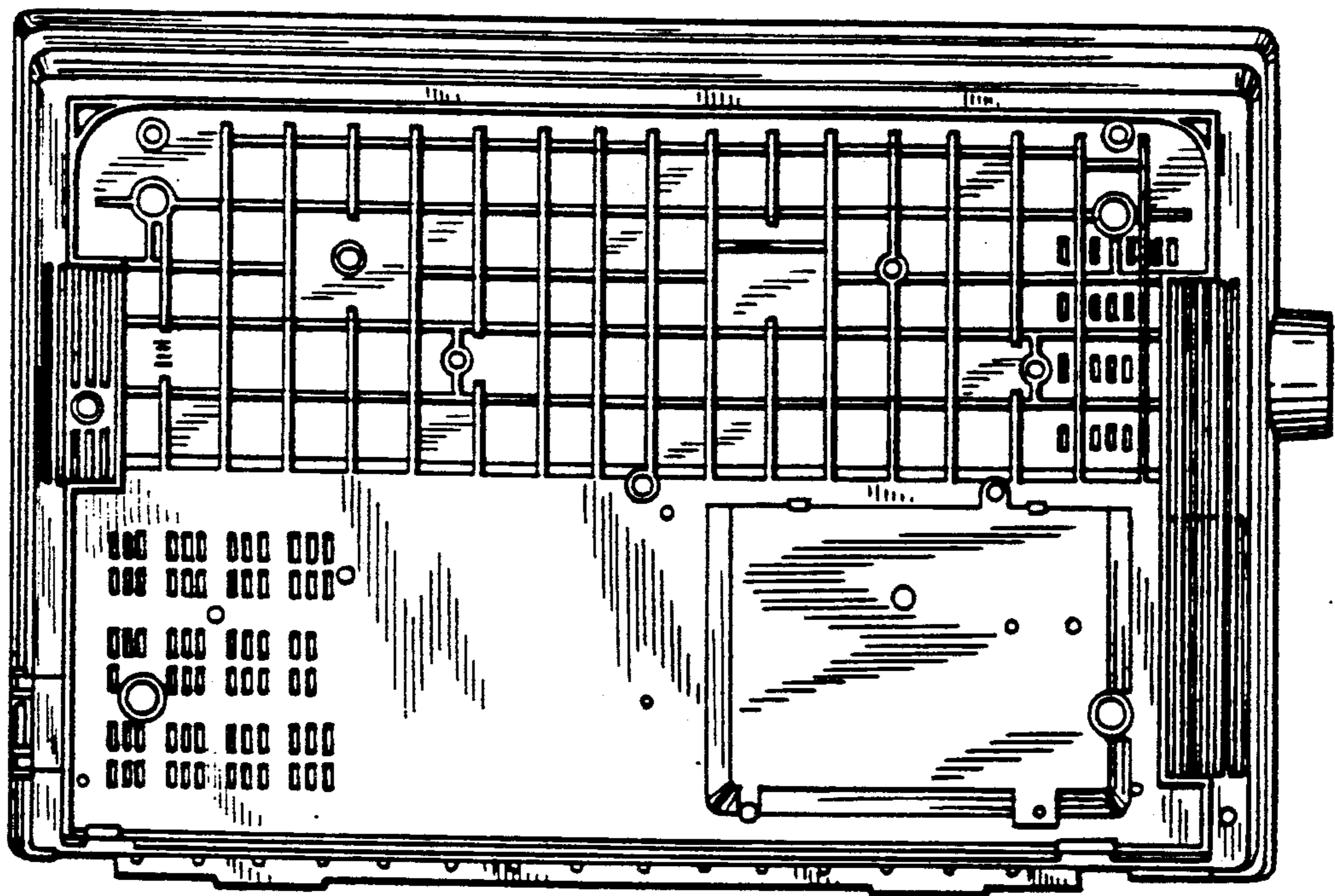


FIG. 5

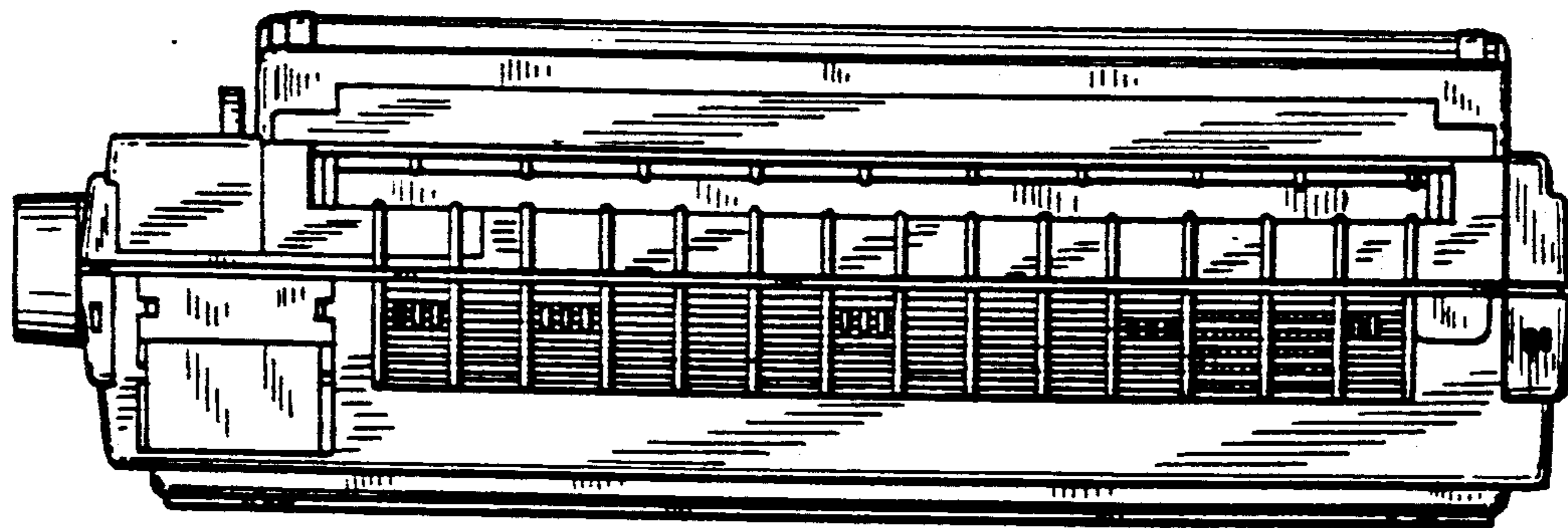
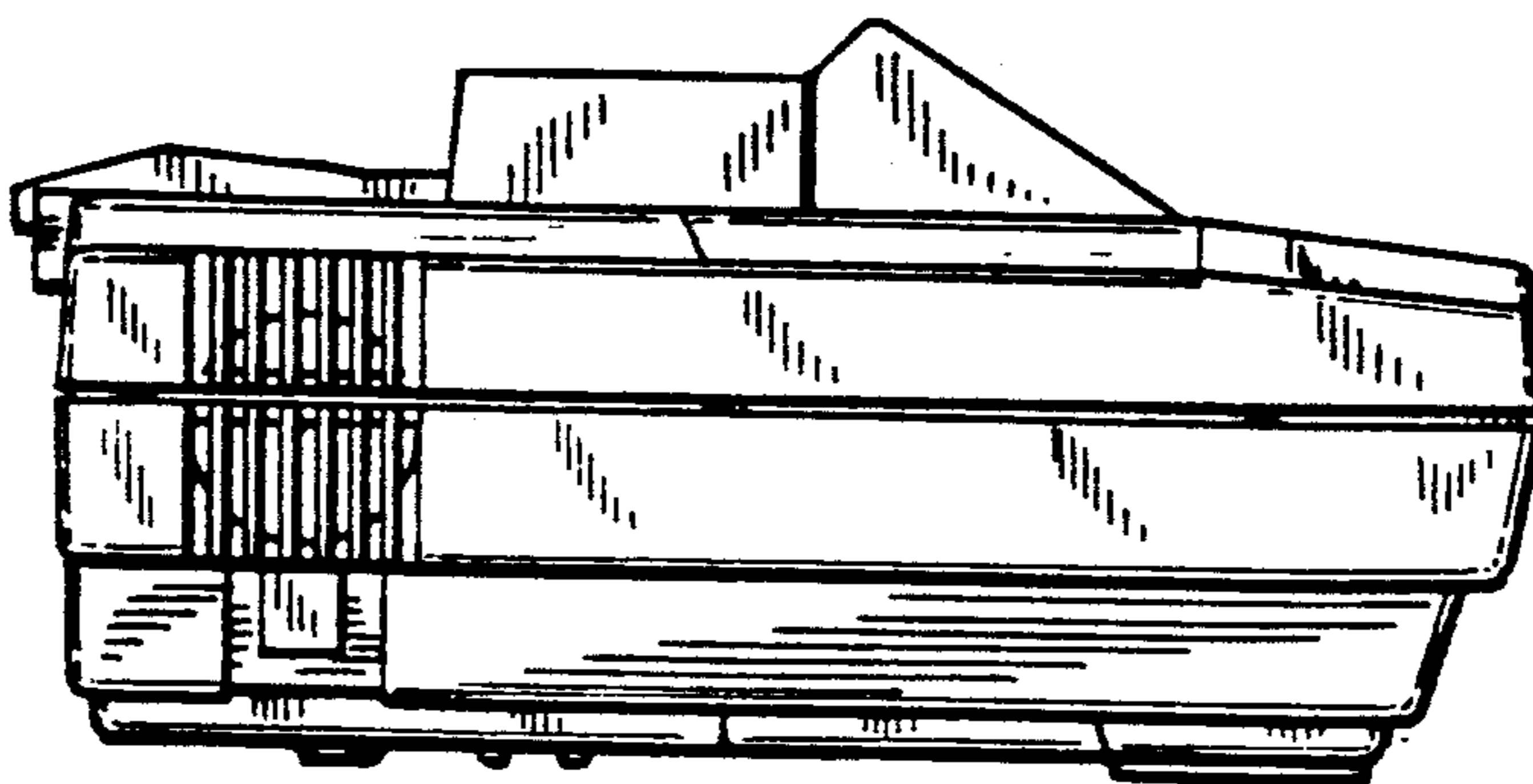


FIG. 6






FIG. 7