

[54] ADAPTOR FOR AN AUXILIARY TRANSMISSION

[76] Inventor: Clayton D. Macomber, 9514—164th St. NE., Arlington, Wash. 98223

[**] Term: 14 Years

[21] Appl. No.: 265,462

[22] Filed: Nov. 1, 1988

[52] U.S. Cl. D15/149

[58] Field of Search D15/148, 149, 199; D12/160; 33/722, 730, 126.7 R; 116/227; 141/94, 95; 184/6.4, 6.12, 108, 1.5, 105.1; 74/606 R, 607

[56] References Cited

U.S. PATENT DOCUMENTS

| | | | | |
|------------|--------|---------|-------|-------------|
| D. 214,758 | 7/1969 | Fawick | | D15/148 |
| D. 279,570 | 7/1985 | Gentile | | D15/149 |
| 2,124,406 | 7/1938 | Spatta | | 607/74 X |
| 2,688,102 | 8/1954 | Jackson | | 184/105.1 X |

| | | | | |
|-----------|---------|-----------------|-------|------------|
| 3,220,104 | 11/1965 | Puidokas et al. | | 74/607 X |
| 4,221,138 | 9/1980 | Stewart et al. | | 74/607 |
| 4,333,358 | 6/1982 | Grattapaglia | | 74/606 R X |
| 4,442,733 | 4/1984 | Hartz | | 74/606 R |
| 4,499,391 | 2/1985 | Sakamoto | | 74/606 R X |
| 4,677,876 | 7/1987 | Dissett | | 74/607 X |

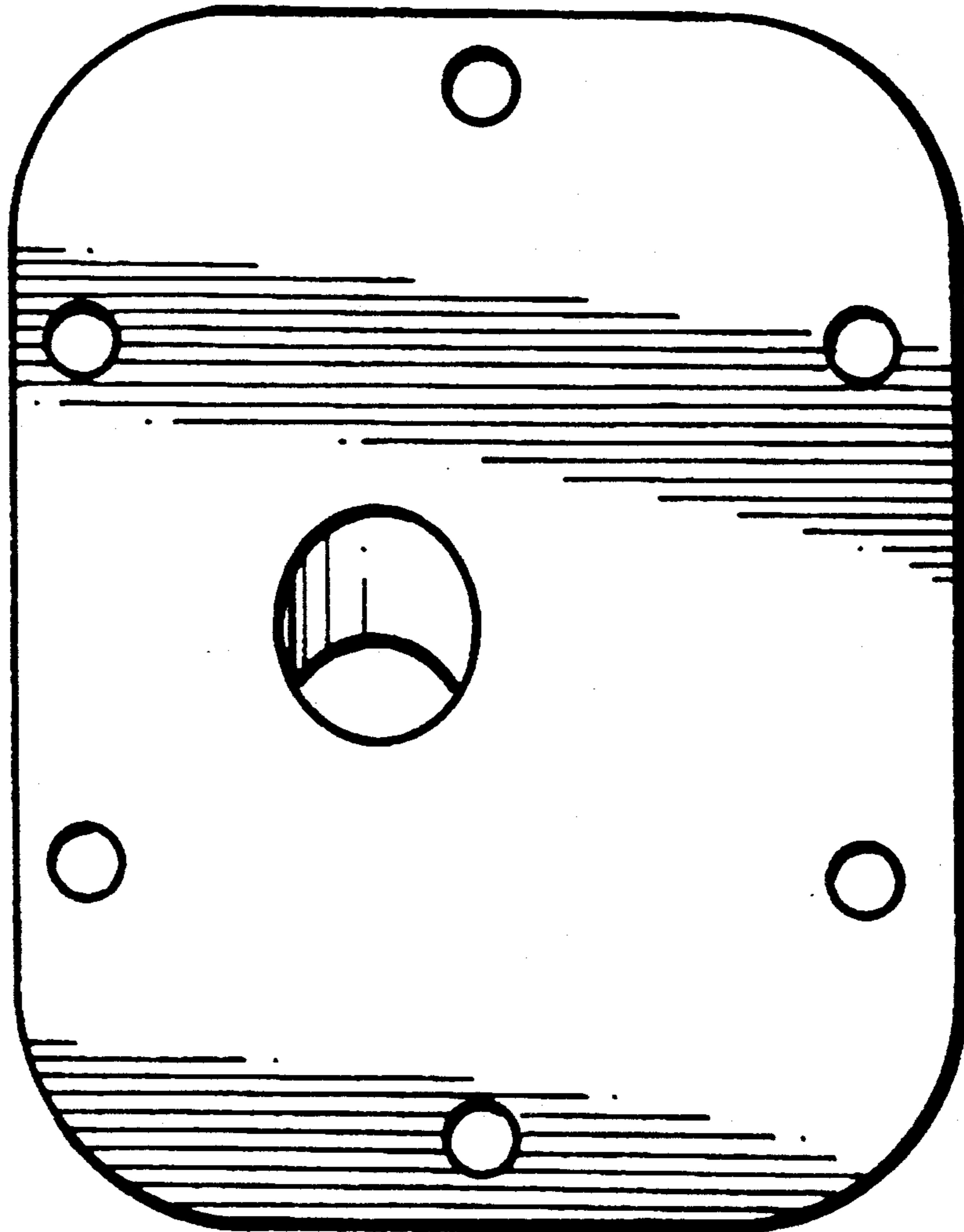
Primary Examiner—Bruce W. Dunkins
Assistant Examiner—Jeffrey Asch
Attorney, Agent, or Firm—T. W. Secret

[57] CLAIM

The ornamental design for an adaptor for an auxiliary transmission, as shown and described.

DESCRIPTION

FIG. 1 is a front elevational view of an adaptor for an auxiliary transmission showing my new design; FIG. 2 is a rear elevational view; FIG. 3 is a bottom plan view of an enlarged scale, the top being the same in appearance; and FIG. 4 is a left side elevational view thereof on an enlarged scale, the right side being same in appearance.



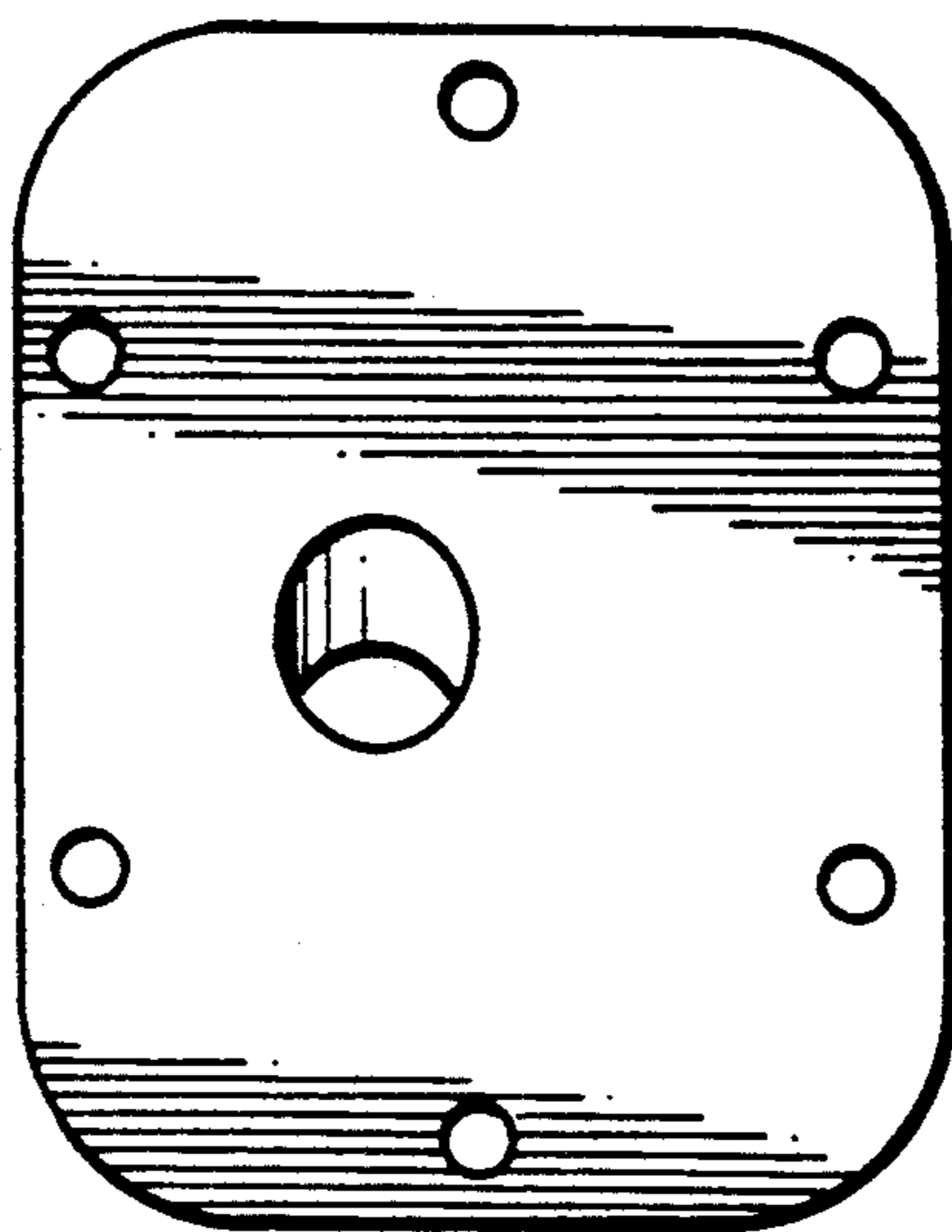


FIG. 1

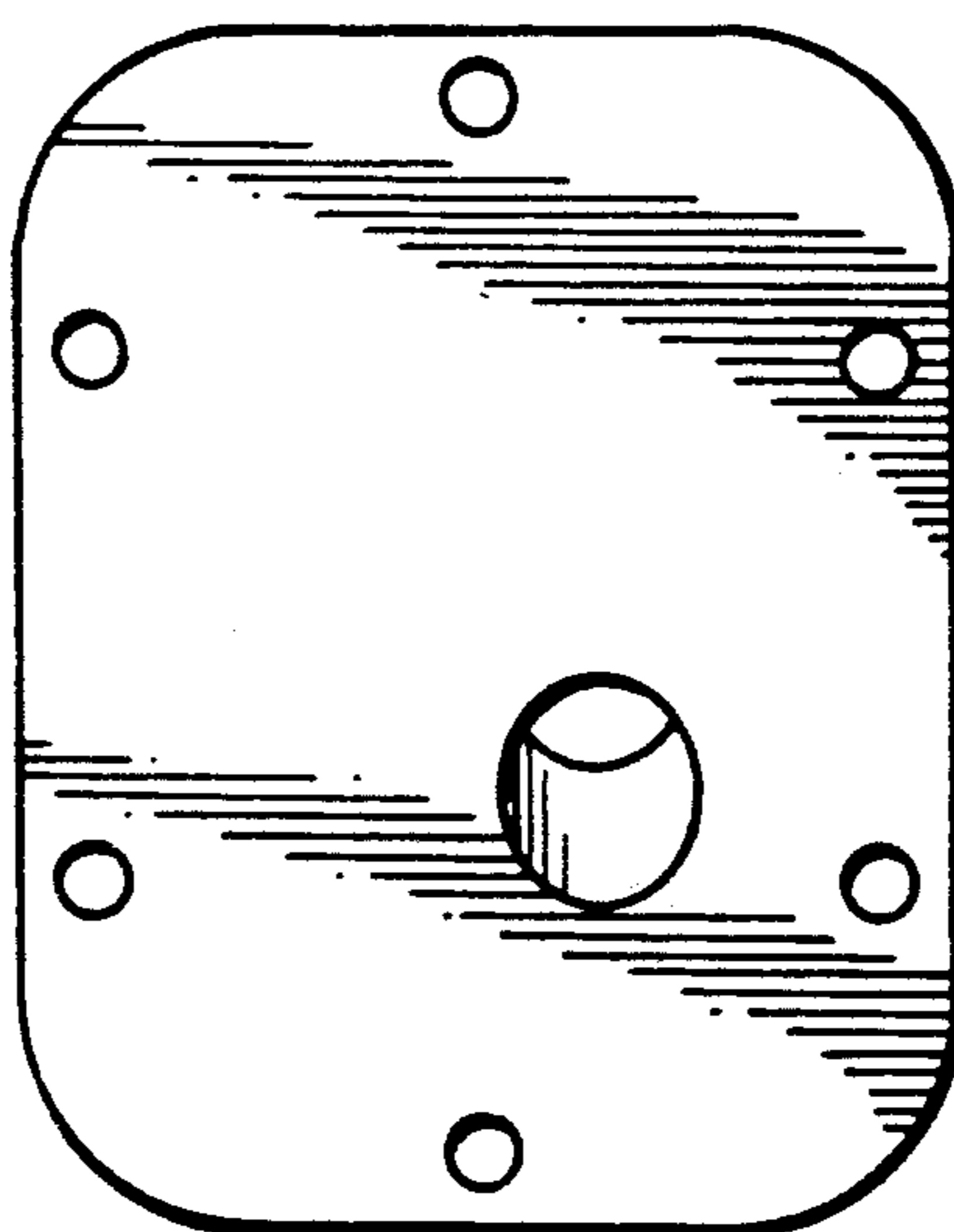


FIG. 2




FIG. 3

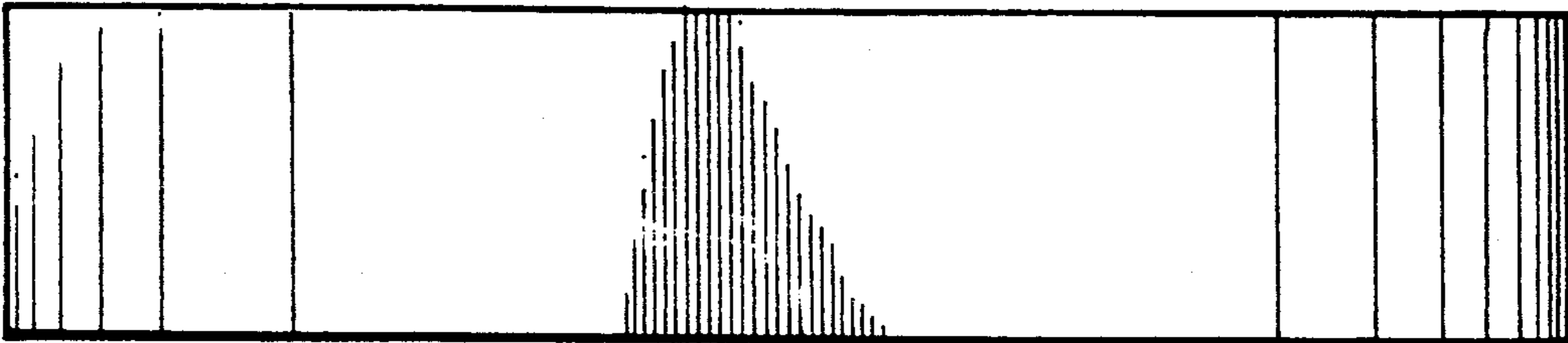


FIG. 4