

[54] COMBINED PAGER AND MAGNETIC KEY

[76] Inventors: Beverly J. Brenda, 25021 Acacia La., Laguna Hills, Calif. 92653; Hassin A. Abiney, 18233 Muirwoods Ct., Fountain Valley, Calif. 92708; Roger McDiarmid, 8531 Meadow Brook Ave., #204, Garden Grove, Calif. 92704

[**] Term: 14 Years

[21] Appl. No.: 487,175

[22] Filed: Mar. 1, 1990

[52] U.S. Cl. D14/191; D8/347

[58] Field of Search D14/136, 156, 163, 165, D14/168-171, 175-176, 188-198; 455/92, 100, 128, 344, 350-351; 312/7.1; D8/347; 70/413; 340/825.44

[56] References Cited

U.S. PATENT DOCUMENTS

- D. 222,576 11/1971 Balzano D8/347
- D. 222,577 11/1971 Balzano D8/347
- D. 299,138 12/1988 Hampf D14/191
- D. 302,014 7/1989 Ohzu D14/188
- D. 305,233 12/1989 Sekine D14/191
- D. 311,188 10/1990 Oyamada et al. D14/191
- 4,077,242 3/1978 Sedley 70/413

Primary Examiner—Theodore M. Shooman
Attorney, Agent, or Firm—Poms, Smith, Lande & Rose

[57] CLAIM

The ornamental design for a combined pager and magnetic key, as shown and described.

DESCRIPTION

FIG. 1 is a top plan view of a combined pager and magnetic key showing our new design; FIG. 2 is a bottom plan view thereof; FIG. 3 is a left side elevational view thereof; FIG. 4 is a right side elevational view thereof; FIG. 5 is a front elevational view thereof; and FIG. 6 is a rear elevational view thereof.

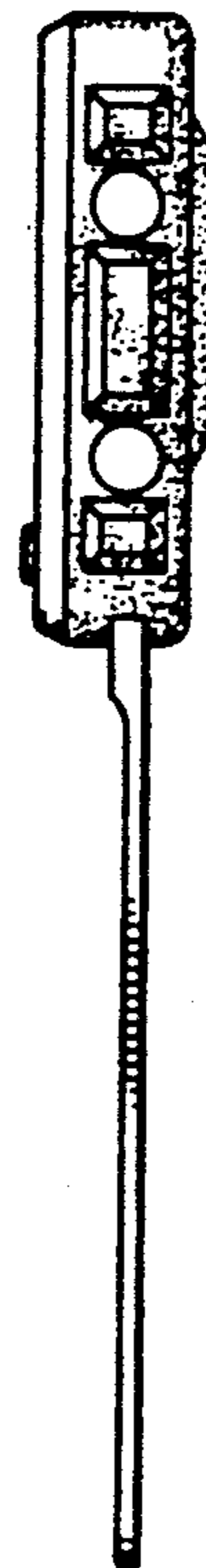
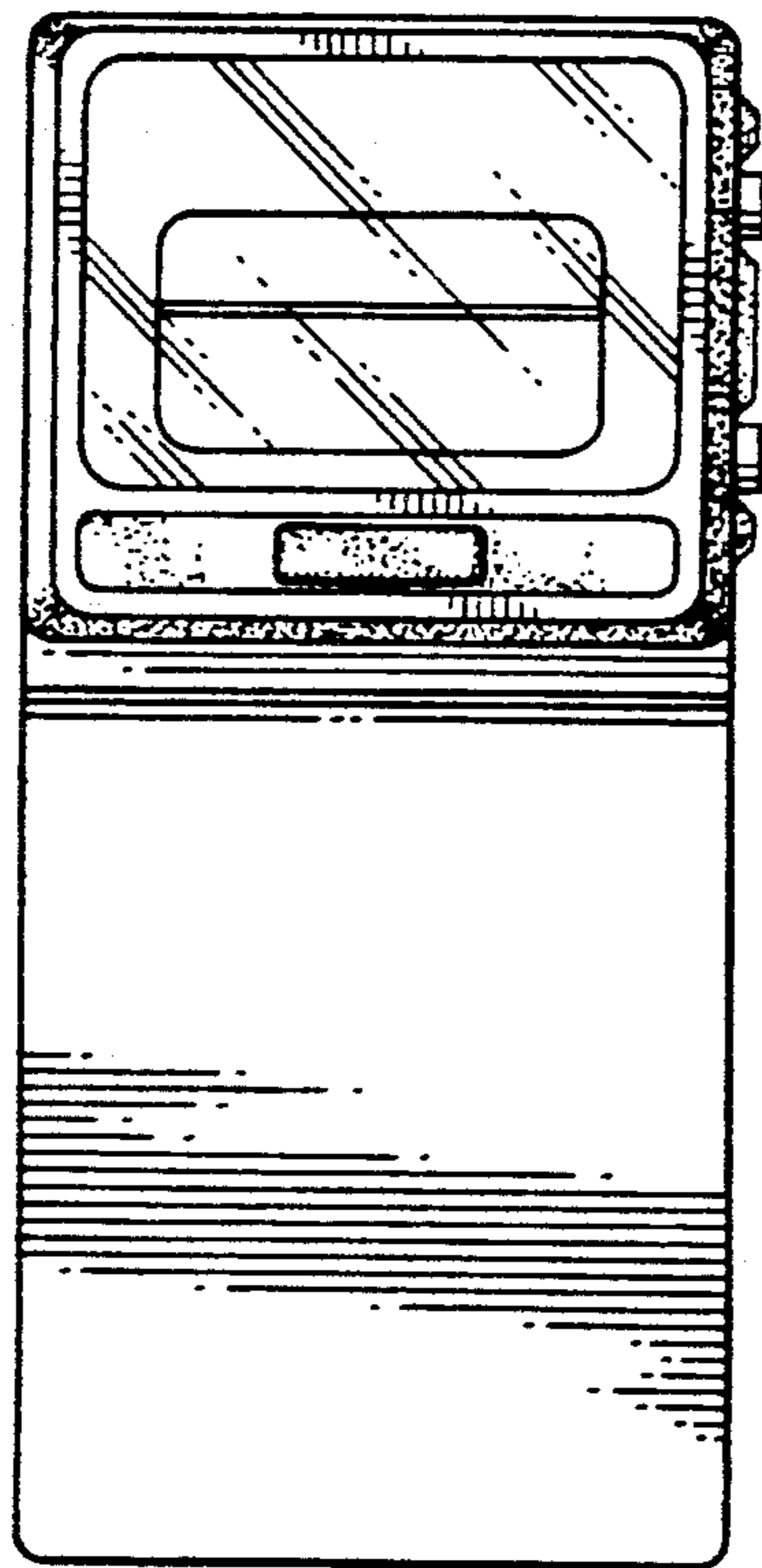


FIG. 1.

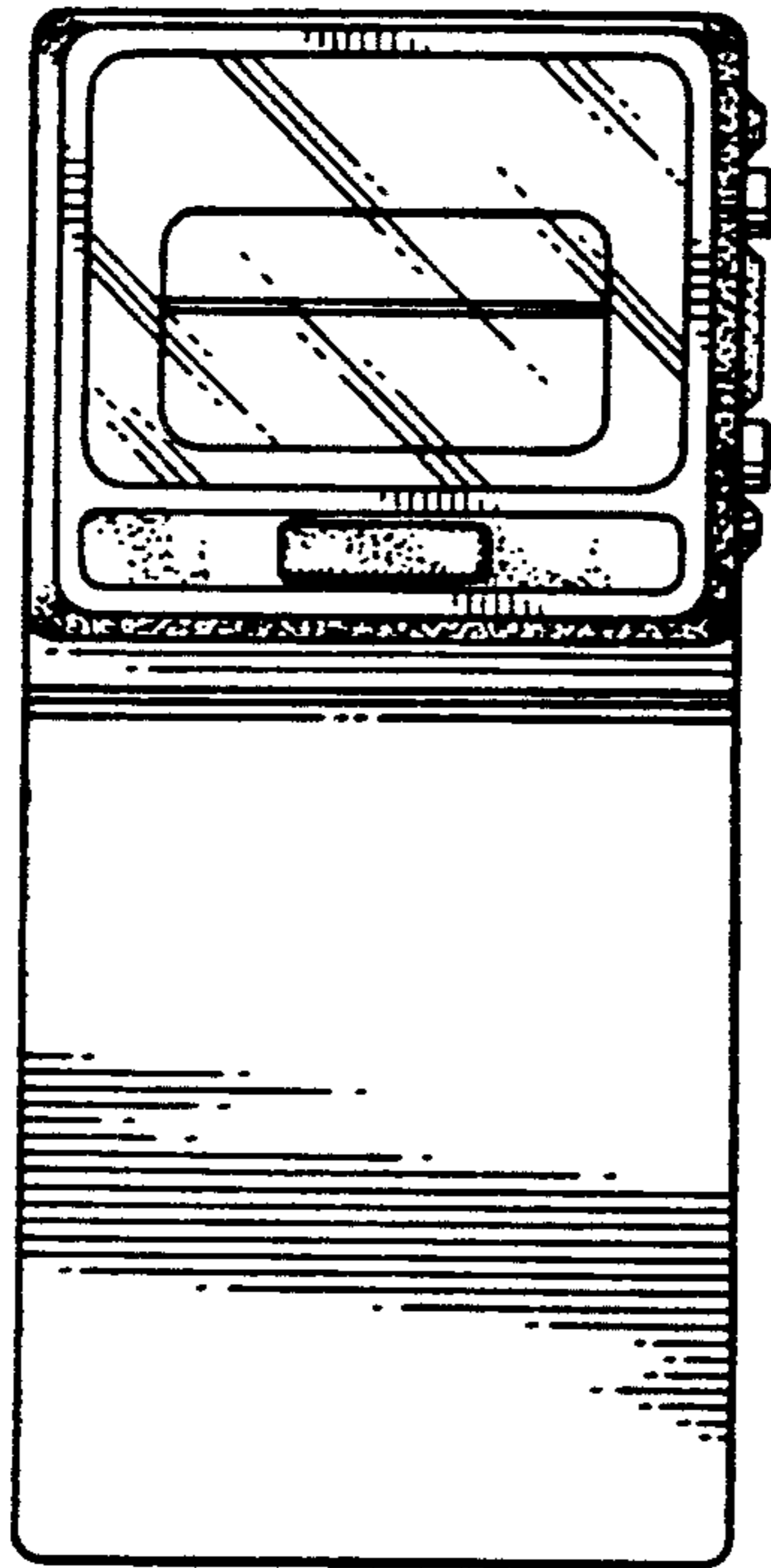


FIG. 2.




FIG. 3.

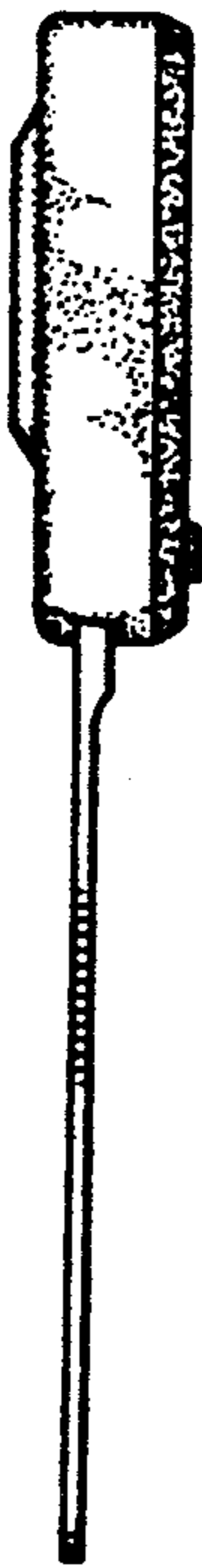


FIG. 4.



FIG. 5.



FIG. 6.

