

[54] NOVELTY TORCH

[76] Inventor: Sandra L. Armstrong, 5814 S.
 Cheyenne St., Tacoma, Wash. 98409

[**] Term: 14 Years

[21] Appl. No.: 451,547

[22] Filed: Dec. 18, 1989

[52] U.S. Cl. D11/157; D11/131;
 D26/96

[58] Field of Search D11/131, 157, 160;
 D26/5, 37, 96, 99, 125; D1/116-118; D19/83

[56] References Cited

U.S. PATENT DOCUMENTS

D. 17,106	2/1887	Dumond	D11/160
D. 54,439	2/1920	McLaren	D1/118
D. 59,187	10/1921	Casey	D11/160
D. 92,662	7/1934	Lander	D26/5
D. 140,072	1/1945	Rossi	D19/83
D. 149,572	5/1948	Leming	D26/96
D. 177,152	3/1956	Richardson et al.	D26/96
D. 202,659	10/1965	Herold	D26/37
D. 209,318	11/1967	Stone	D26/8

Primary Examiner—Bernard Ansher

Assistant Examiner—Dominic Simone
 Attorney, Agent, or Firm—Glenn D. Bellamy

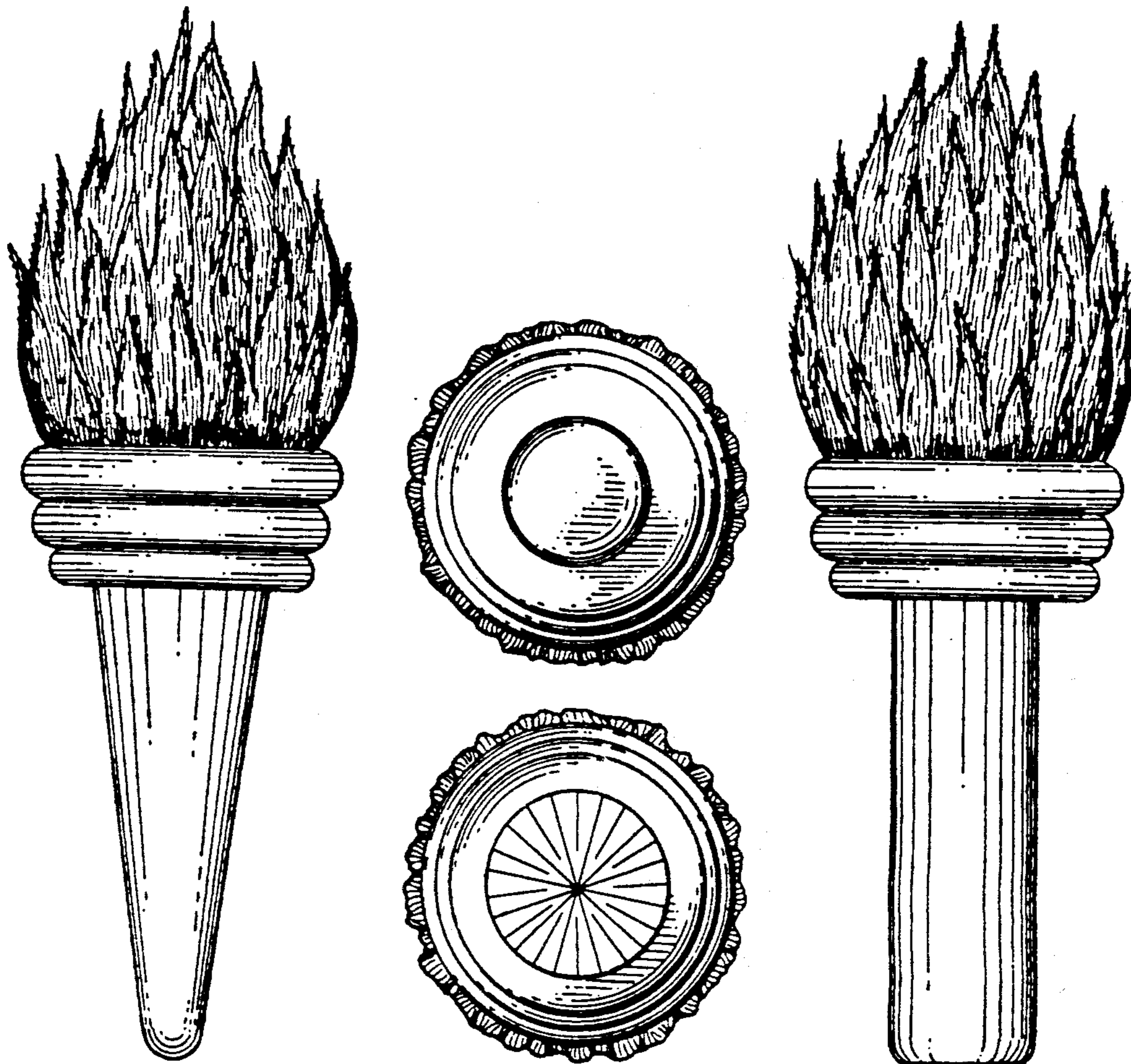
[57] CLAIM

The ornamental design for a novelty torch, as shown and described.

DESCRIPTION

FIG. 1 is a front view of a novelty torch showing my new design, all sides being substantially similar;
 FIG. 2 is a top view thereof;
 FIG. 3 is a bottom view thereof;
 FIG. 4 is a front view of a second embodiment of FIG. 1, all sides being substantially similar;
 FIG. 5 is a top view of FIG. 4;
 FIG. 6 is a bottom view of FIG. 4.

The disclosed designs are of a flameless, simulated torch novelty item. The flame portion of the torch is made from long-nap fabric commonly known as "fake fur". The lining in this portion of the drawing is intended to represent this texture and not a particular color. The first embodiment, shown in FIGS. 1-3, includes a tapered handle portion. The second embodiment, shown in FIGS. 4-6, includes a handle of substantially uniform diameter. This represents the only significant difference between the two disclosed embodiments of this invention.



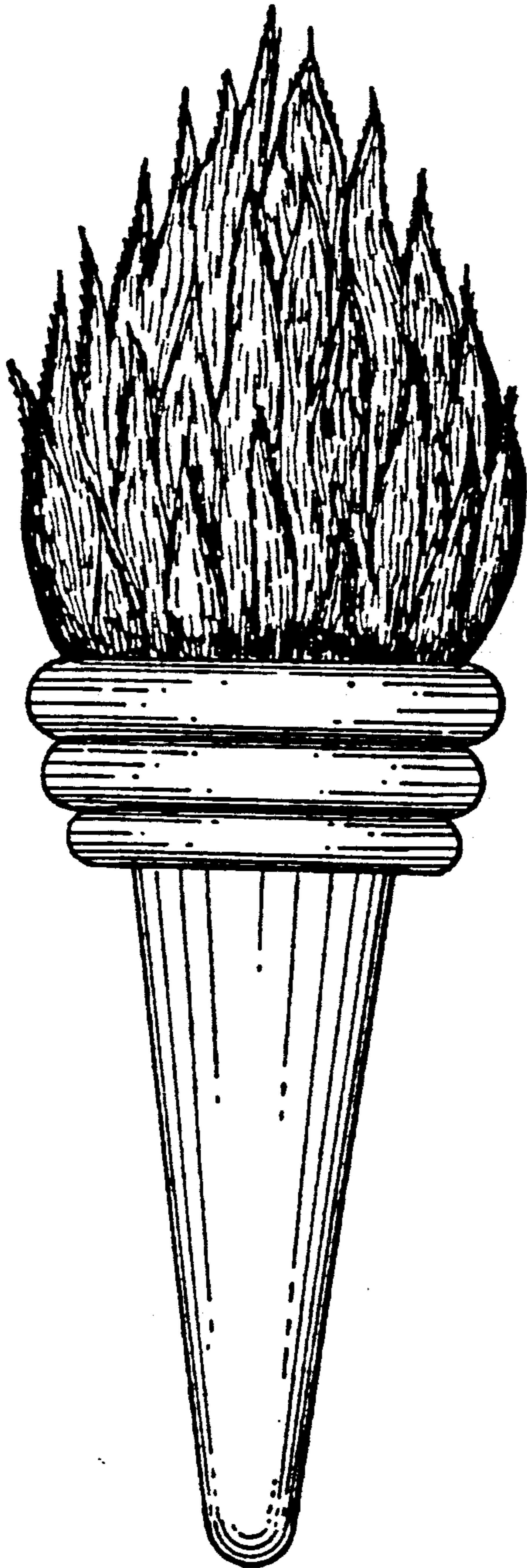


Fig. 1

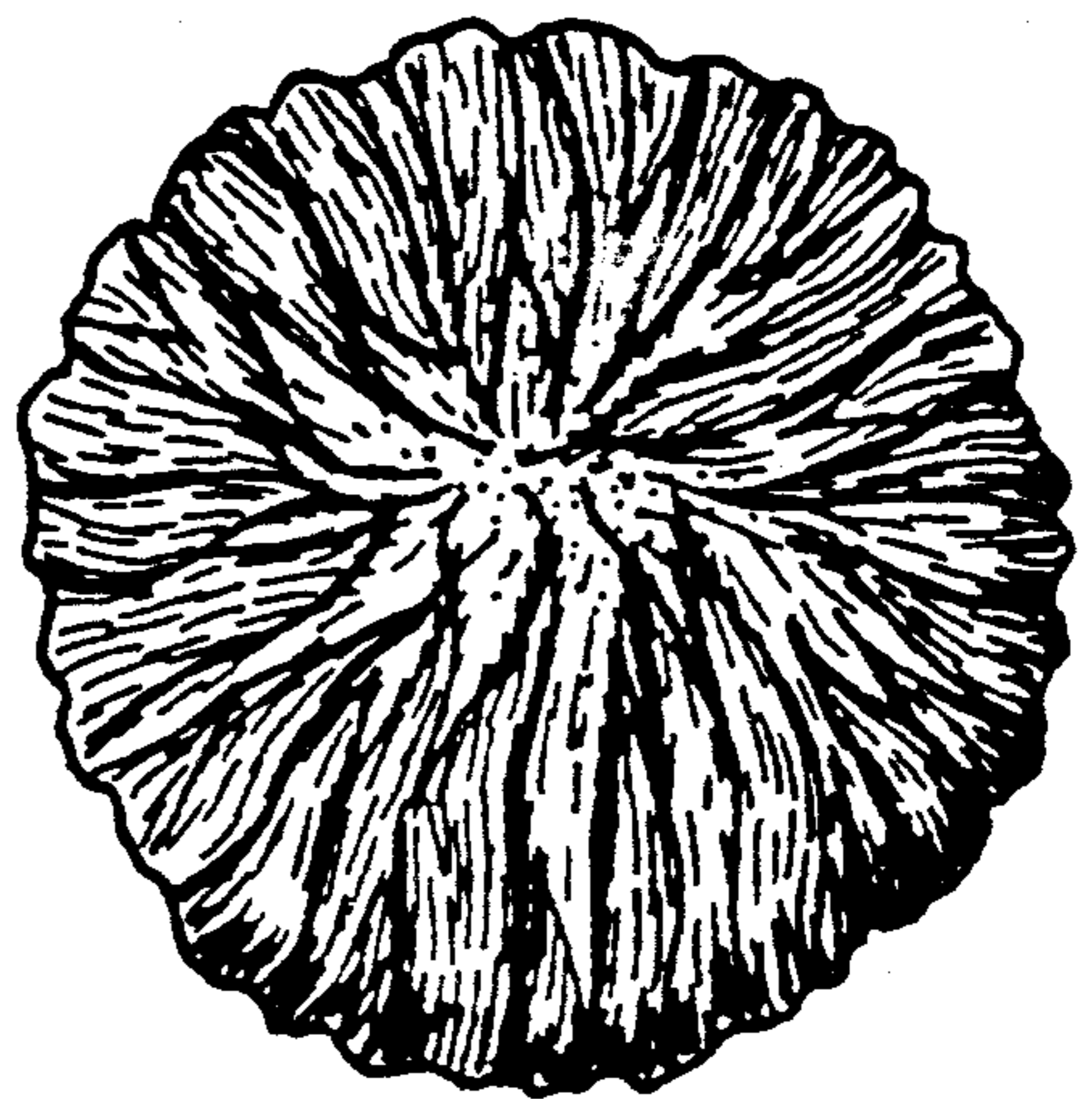


Fig. 2

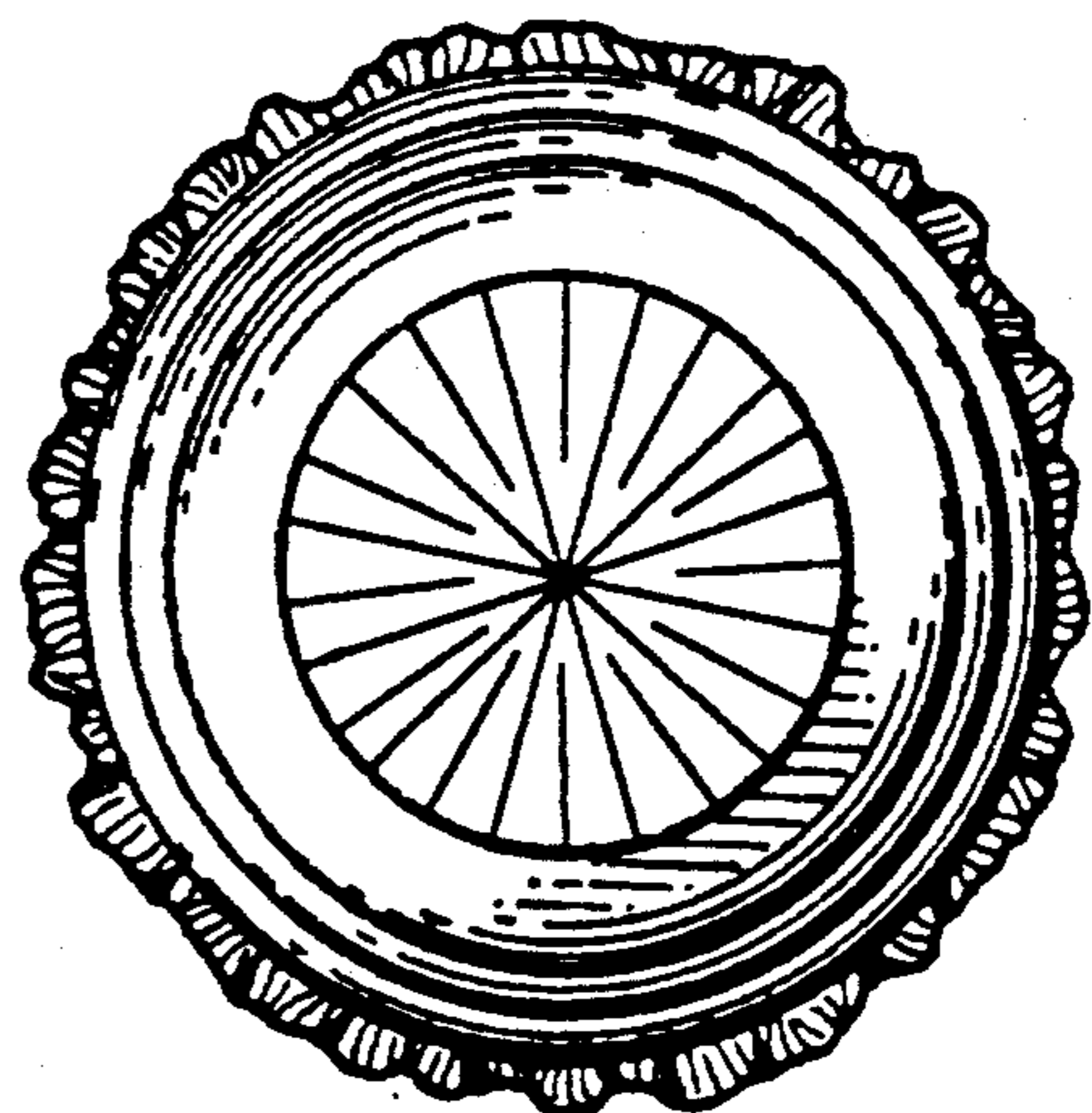


Fig. 3

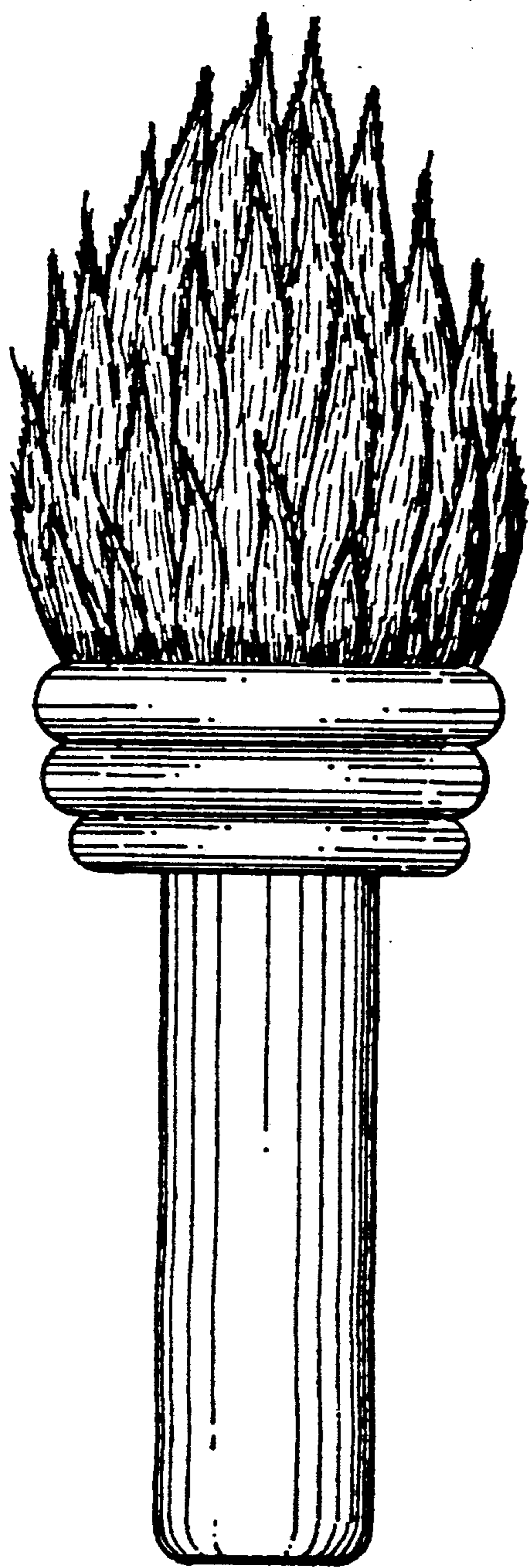


Fig. 4




Fig. 5




Fig. 6