

[54] CLOCK

[75] Inventors: Keiko Nomura; Mariko Minami, both of Tokyo, Japan

[73] Assignee: Seikosha Co., Ltd., Japan

[**] Term: 14 Years

[21] Appl. No.: 415,115

[22] Filed: Sep. 29, 1989

[52] U.S. Cl. D10/8

[58] Field of Search D10/1-40, D10/122-132; 368/223, 228, 232, 276-277, 280-282, 285

[56] References Cited

U.S. PATENT DOCUMENTS

D. 129,998	10/1941	Lamothe	D10/26	X
D. 223,946	6/1972	Daher	D10/25	X
D. 224,747	9/1972	Daher	D10/25	X
4,993,006	2/1991	Oshima	368/223	X

Primary Examiner—Nelson C. Holtje


Attorney, Agent, or Firm—Bruce L. Adams; Van C. Wilks

[57] CLAIM

The ornamental design for a clock, as shown and described.

DESCRIPTION

FIG. 1 is a front elevational view of a clock showing twelve rotatable display sections all rotated to display pictures showing our new design;
 FIG. 2 is a rear elevational view thereof;
 FIG. 3 is a top plan view thereof;
 FIG. 4 is a bottom plan view thereof;
 FIG. 5 is a left side elevational view thereof;
 FIG. 6 is a right side elevational view thereof;
 FIG. 7 is a front right perspective view thereof;
 FIG. 8 is a front-right perspective view thereof showing one display section rotated to display a doll and the other eleven display sections rotated to display pictures; and
 FIG. 9 is a front-right perspective view thereof showing all twelve display sections rotated to display dolls.






FIG. 1

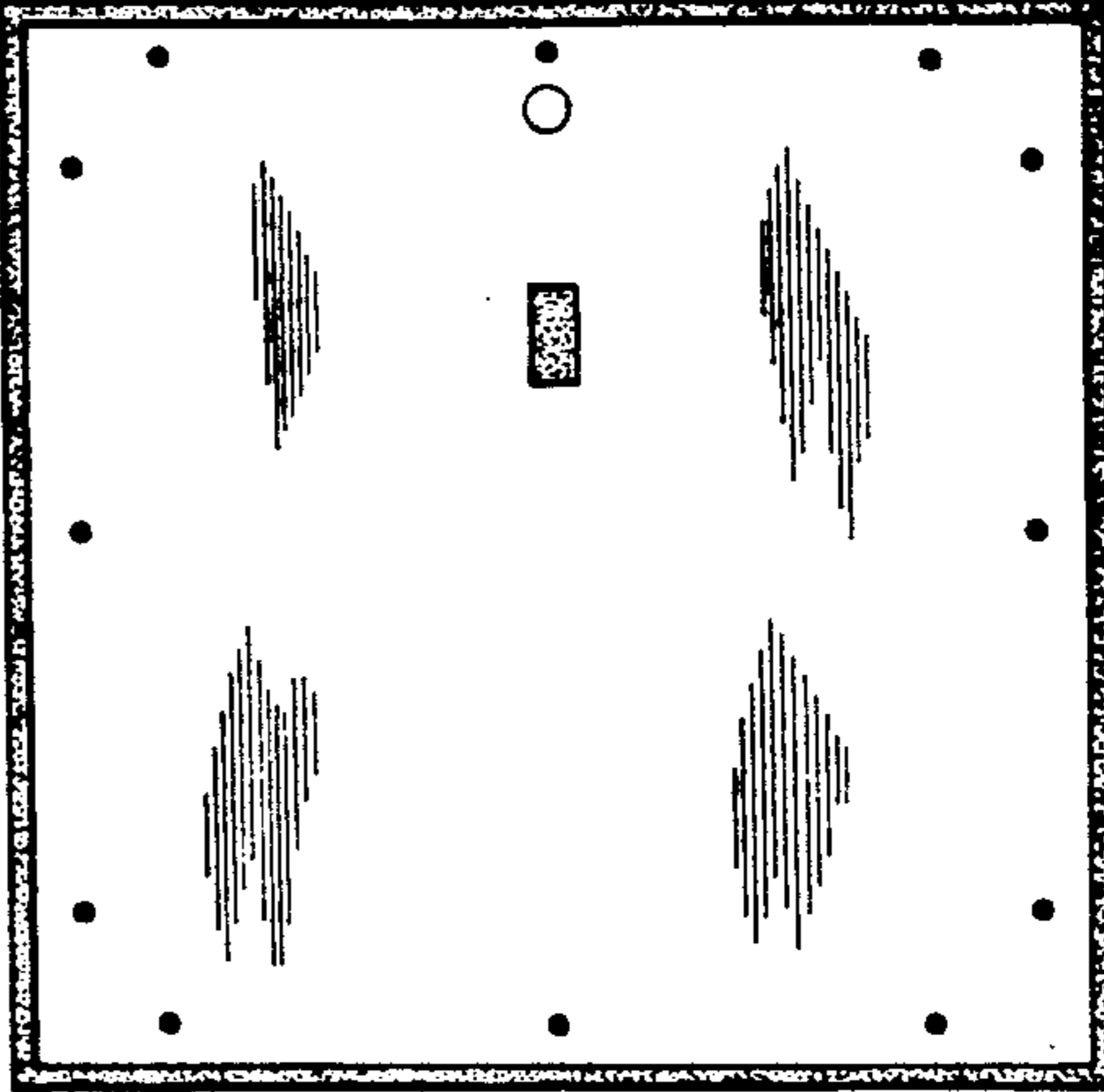


FIG. 2




FIG. 3




FIG. 4




FIG. 5




FIG. 6




FIG. 7




FIG. 8




FIG. 9