

[54] **SUPPLY BOX FOR GRAVITY FED DISPLAY**

[76] **Inventor: Dennis Oldorf, 8178 Round Hills Cir., Las Vegas, Nev. 89113**

[**] **Term: 14 Years**

[21] **Appl. No.: 450,123**

[22] **Filed: Dec. 13, 1989**

[52] **U.S. Cl. D9/339; D6/517; D9/418; D9/432**

[58] **Field of Search D6/515, 517; D9/339, D9/414, 418, 432, 433; 229/122.1, 122.2, 121; 206/44 R, 44.12, 45.34, 45.14, 791, 806; 221/303-312, 155, 191, 194**

[56] **References Cited**

U.S. PATENT DOCUMENTS

2,582,632	1/1952	Horn	206/806 X
2,686,629	8/1954	Inman	229/121 X
3,164,298	1/1965	Repko	229/122 X
3,285,399	11/1966	Snow	206/44 R

3,522,878	8/1970	Rosenburg, Jr.	229/122 X
4,767,022	8/1988	Oldorf	221/92

FOREIGN PATENT DOCUMENTS

624300	7/1961	Canada	221/45
2592367	7/1987	France	D6/515 X
2103185	2/1983	United Kingdom	229/100

Primary Examiner—Melvin B. Feifer
Assistant Examiner—C. Tuttle
Attorney, Agent, or Firm—Allan L. Harms

[57] **CLAIM**

The ornamental design for a supply magazine for gravity dispenser, as shown and described.

DESCRIPTION

FIG. 1 is a top, front and left side perspective view of a supply box for a gravity fed display, showing my new design;
 FIG. 2 is a rear and right side perspective view shown in an inverted position; and
 FIG. 3 is a bottom plan view thereof.

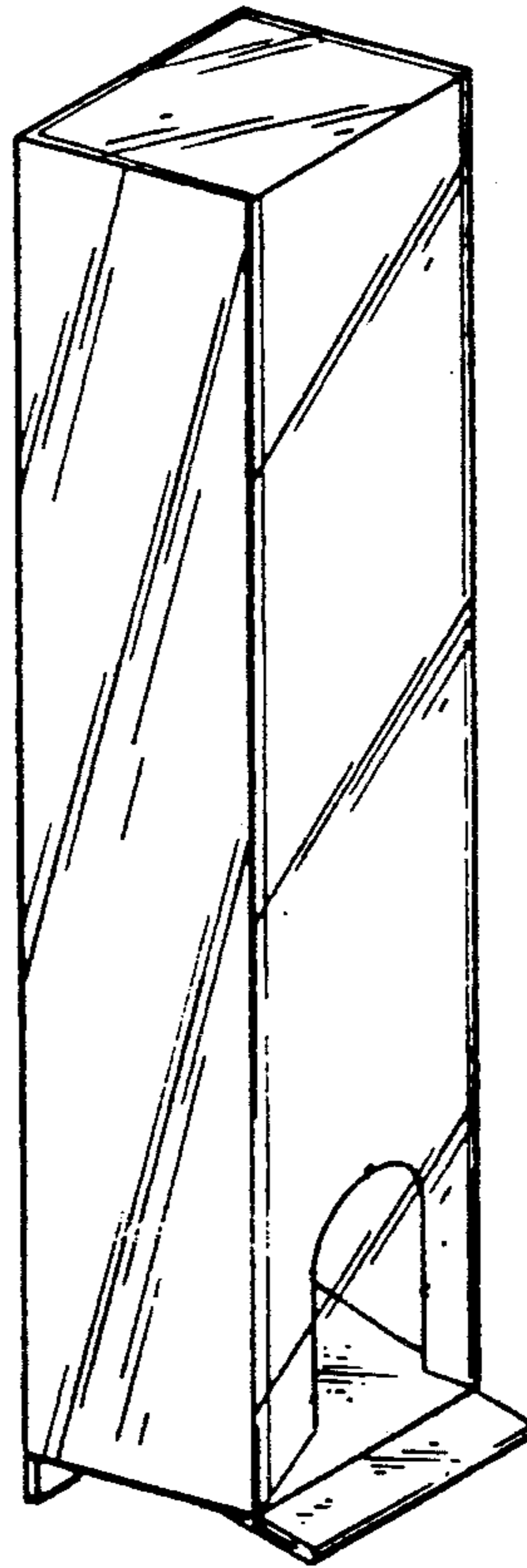


FIG. 1




FIG. 2

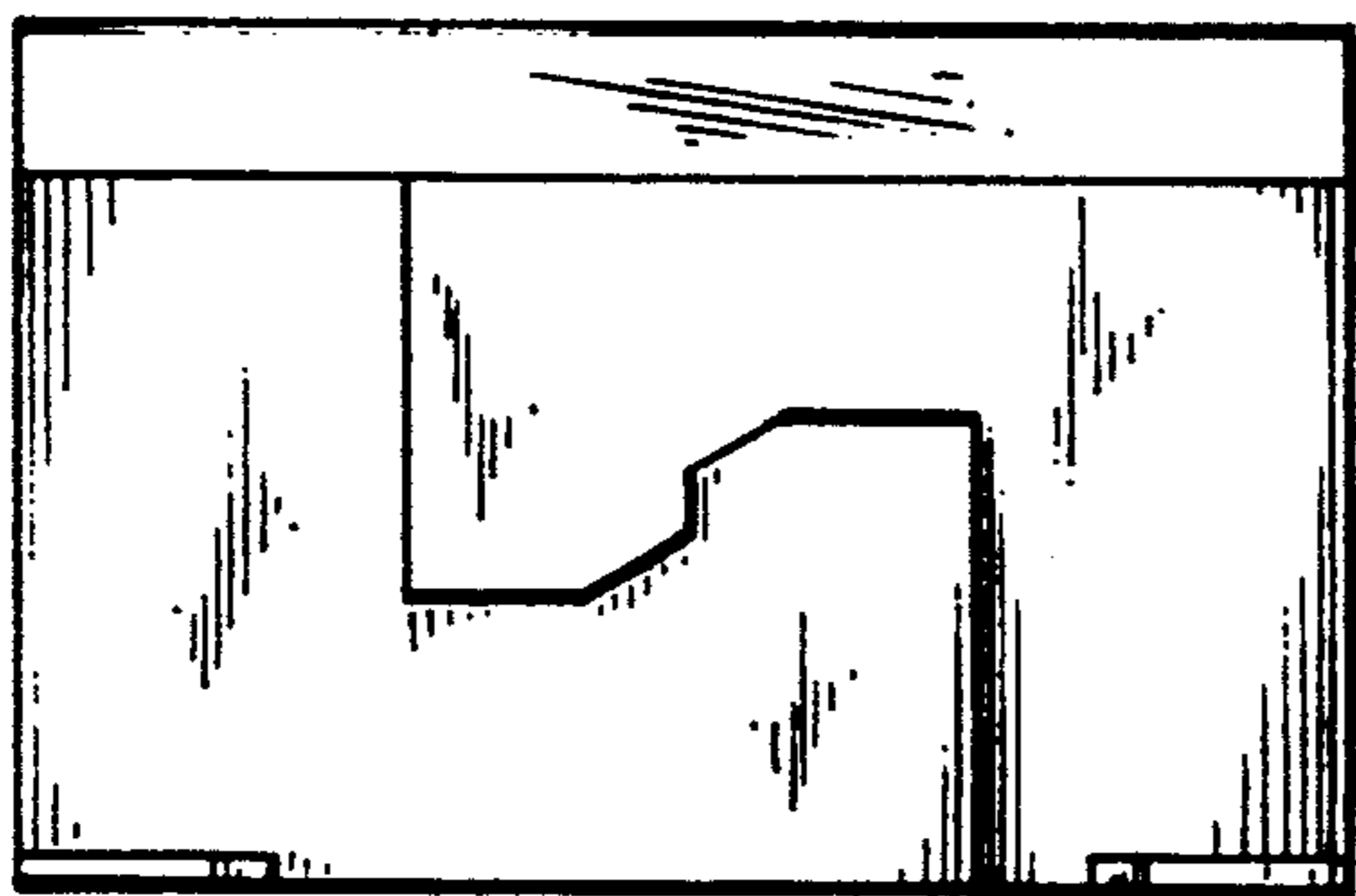



FIG. 3