

[54] COMBINED CONTAINER WITH DISPENSING SPOUT AND STRAW

3,240,415 3/1966 Pugh D7/507 X
4,491,252 1/1985 Schmidt et al. D9/449 X

[76] Inventor: Larry L. Kouts, 1372 Lewisburg - Western Rd., Lewisburg, Ohio 45338

[**] Term: 14 Years

[21] Appl. No.: 210,128

[22] Filed: Jun. 22, 1988

[52] U.S. Cl. D7/510; D7/608; D9/337; D9/373; D9/396

[58] Field of Search D9/350, 351, 366, 417, D9/337, 301, 373, 375, 396, 377, 449, 447, 436, 434, 435; D7/509-512, 507, 608; D3/30.1; D12/114, 158; 215/1 R, 1 C, 1 A

[56] References Cited

U.S. PATENT DOCUMENTS

- D. 123,621 11/1940 Lloyd D9/408
- D. 165,778 1/1952 Olsen D7/510
- D. 181,489 11/1957 Ossman D7/608
- D. 277,821 3/1985 Nestrock D7/608

OTHER PUBLICATIONS

The Sporting Goods Dealer, Jan. 1980, p. 211, "Uno-vac" Vacuum Bottles.

Primary Examiner—Bernard Ansher
Assistant Examiner—Lucy Lieberman
Attorney, Agent, or Firm—Leon Gilden

[57] CLAIM

The ornamental design for a combined container with dispensing spout and straw, as shown and described.

DESCRIPTION

FIG. 1 is a front elevational view of a combined container with dispensing spout and straw showing my new design;


FIG. 2 is a rear elevational view thereof;

FIG. 3 is a left side elevational view thereof;

FIG. 4 is a right side elevational view thereof;

FIG. 5 is a top plan view thereof; and,

FIG. 6 is a bottom plan view thereof.






Fig. 1




Fig. 2




Fig. 3




Fig. 4




Fig. 5

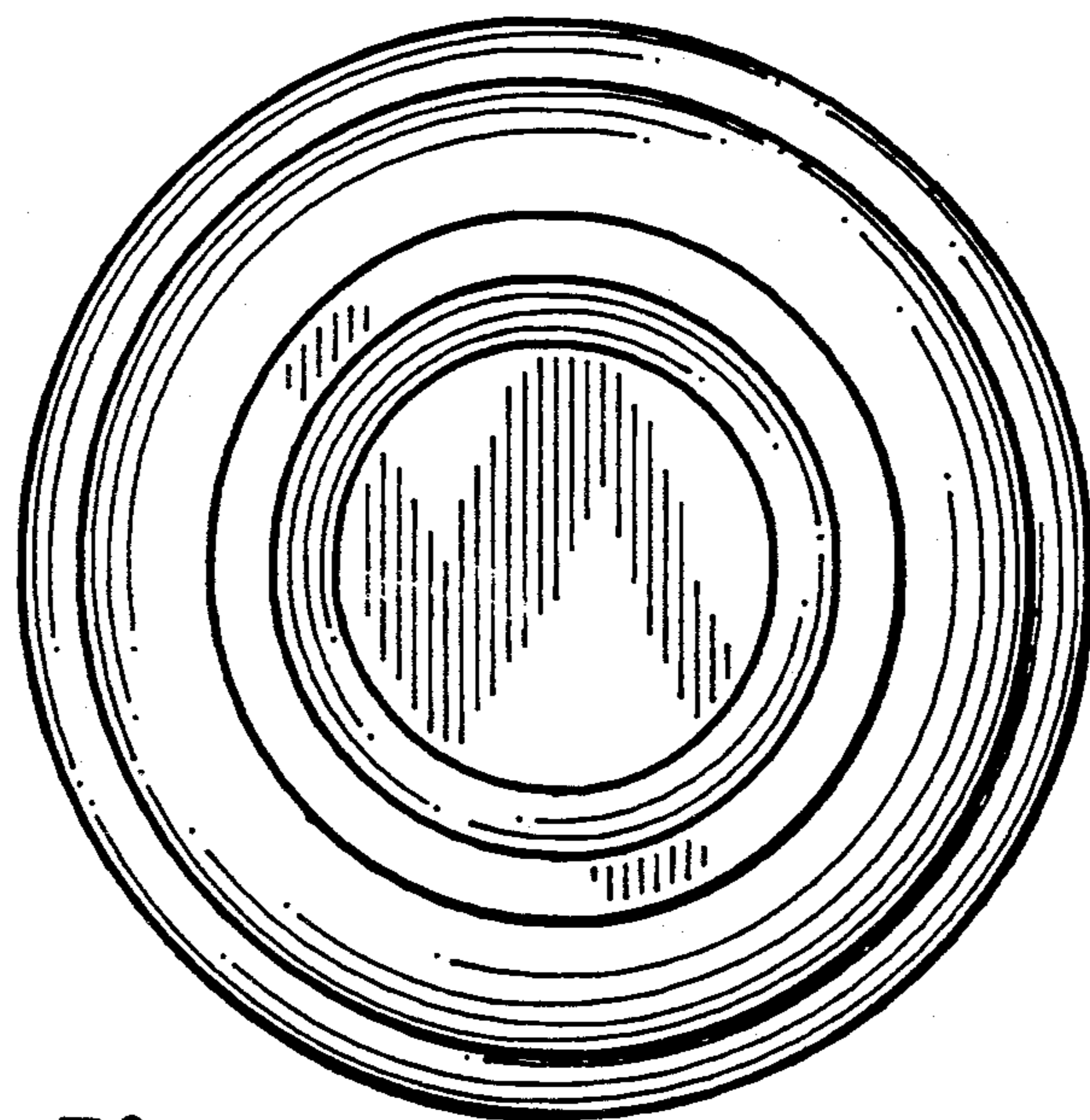


Fig. 6