

[54] CABINET FOR A BEVERAGE DISPENSER

Attorney, Agent, or Firm—Andrus, Scales, Starke & Sawall

[76] Inventor: Lawrence A. Melberg, 428 N. Lake St., Neenah, Wis. 54956

[57] CLAIM

[\*\*] Term: 14 Years

The ornamental design for a cabinet for a beverage dispenser, as shown and described.

[21] Appl. No.: 283,942

DESCRIPTION

[22] Filed: Dec. 13, 1988

FIG. 1 is a front elevational view of a cabinet for a beverage dispenser showing my new design; FIG. 2 is a rear elevational view thereof; FIG. 3 is a side elevational view thereof; FIG. 4 is a top plan view thereof; FIG. 5 is a bottom plan view thereof; FIG. 6 is a front elevational view of a modified form of the cabinet for a beverage dispenser shown in FIG. 1; FIG. 7 is a rear elevational view thereof; FIG. 8 is a side elevational view thereof; FIG. 9 is a top plan view thereof; and FIG. 10 is a bottom plan view thereof.

[52] U.S. Cl. .... D6/433

[58] Field of Search ..... D6/408, 433, 512, 515, D6/518; 312/297





[56] References Cited

U.S. PATENT DOCUMENTS

D. 22,588 7/1893 Cantwell ..... D6/433

D. 85,566 11/1931 Young ..... D6/515

Primary Examiner—Carmen H. Vales-Lado






FIG. 1




FIG. 2




FIG. 3

FIG. 4





FIG. 5



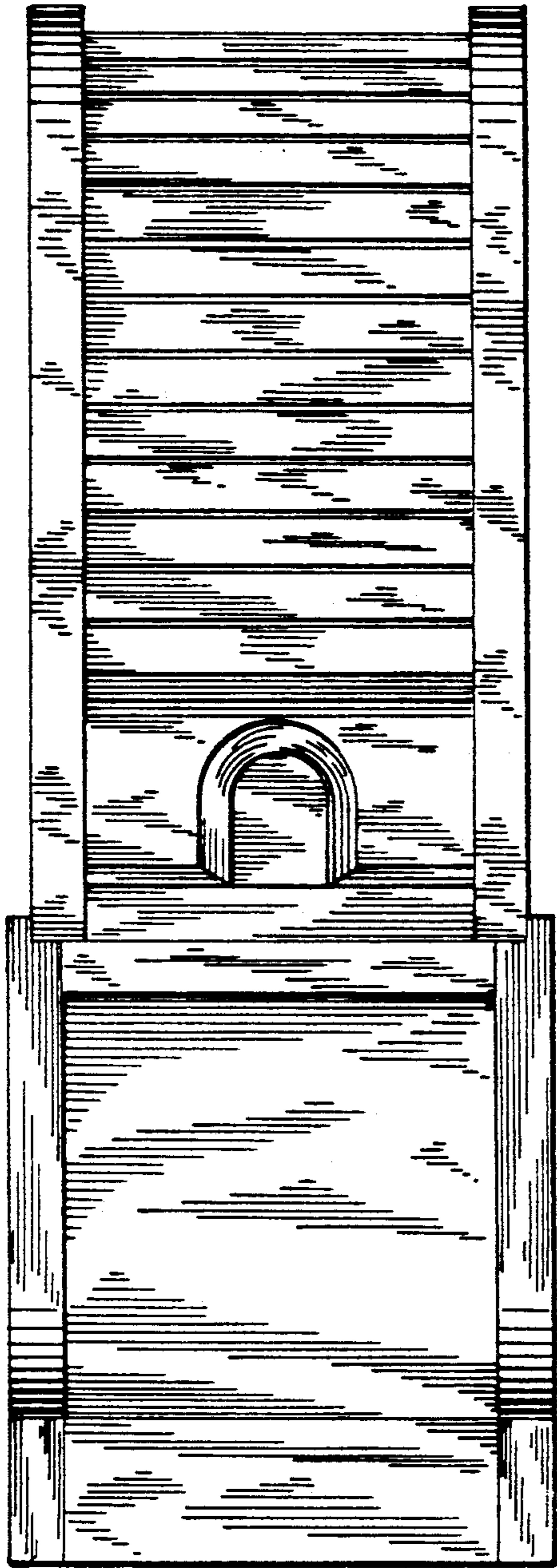


FIG. 6

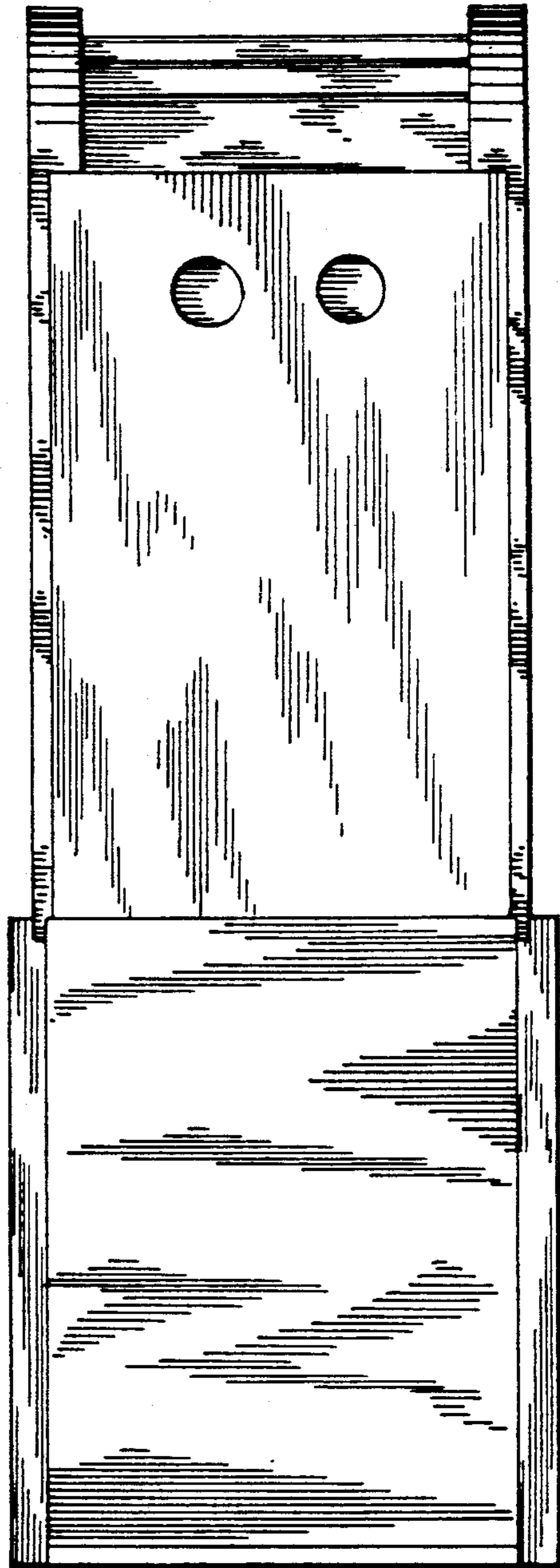


FIG. 7




FIG. 8

FIG. 9




FIG. 10

