

- [54] **SHOE POLISH APPLICATOR**
- [75] **Inventor: Clarence D. Zierhut, Richardson, Tex.**
- [73] **Assignee: King Imports, Inc., San Antonio, Tex.**
- [**] **Term: 14 Years**
- [21] **Appl. No.: 309,537**
- [22] **Filed: Feb. 13, 1989**
- [52] **U.S. Cl. D4/114; D4/127; D9/338**
- [58] **Field of Search D3/30.5; D4/114, 116, D4/119, 120, 127, 137; D9/337, 338, 373.3; D19/66, 71; D24/63; D28/7, 63; 401/174, 175, 126, 130; 15/258, 209 R, 209 D, 244.1, 159 R-161; 132/317, 320; D32/42, 52**

1,179,338	4/1916	Savage	401/175
1,218,393	3/1917	Gensmer	401/175
1,225,502	5/1917	Russel	401/175
1,342,537	6/1920	Everett	401/175
1,458,281	6/1923	Everett	401/175
1,506,305	8/1924	Kelly	401/205 X
1,701,663	2/1929	Clark	401/175
1,890,314	12/1932	Eckstein	401/175
3,008,172	11/1961	Thompson	401/175

FOREIGN PATENT DOCUMENTS

0019236	11/1980	European Pat. Off.	401/196
---------	---------	-------------------------	---------

Primary Examiner—Bernard Ansher
Assistant Examiner—C. Tuttle
Attorney, Agent, or Firm—Daniel V. Thompson

[57] **CLAIM**



The ornamental design for a shoe polish applicator, as shown.

DESCRIPTION

FIG. 1 is a perspective view of a shoe polish applicator showing my new design;
 FIG. 2 is a right side elevational view thereof;
 FIG. 3 is a left side elevational view thereof;
 FIG. 4 is a top plan view thereof;
 FIG. 5 is a bottom plan view thereof;
 FIG. 6 is a rear end elevational view thereof; and
 FIG. 7 is a bottom and front end view shown partially rotated to the left of FIG. 5.

[56] **References Cited**
U.S. PATENT DOCUMENTS

D. 165,109	11/1951	Petrosky	D4/114
D. 202,874	11/1965	Luedtke	D4/114
D. 216,294	12/1969	Rias	D4/114
D. 279,654	7/1985	Grip et al.	D9/338 X
D. 298,585	11/1988	Dolan et al.	D4/114
D. 308,476	6/1990	Rosenberg	D9/338
193,308	7/1877	Worthington	401/175
815,934	3/1906	Rogers	401/175



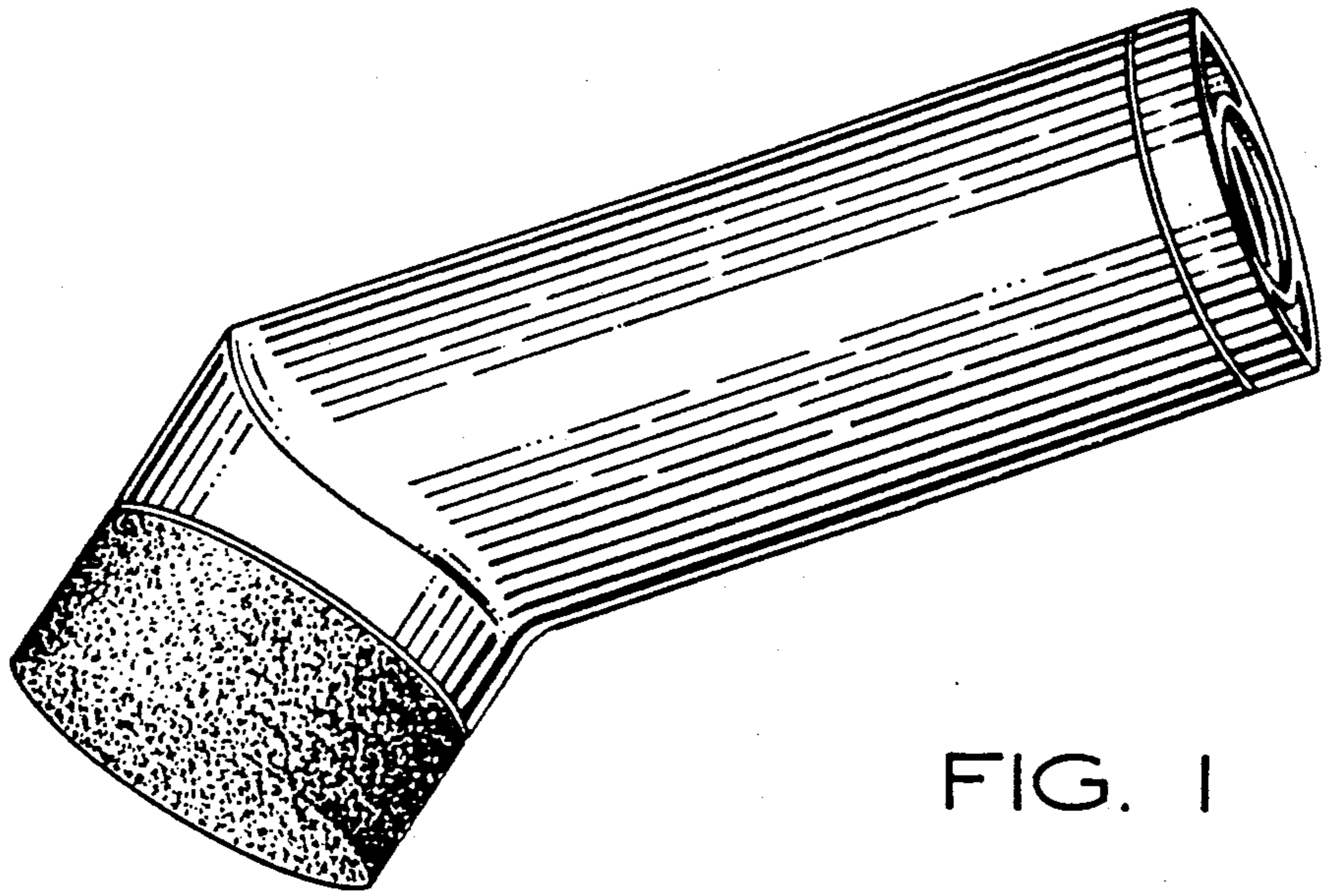


FIG. 1

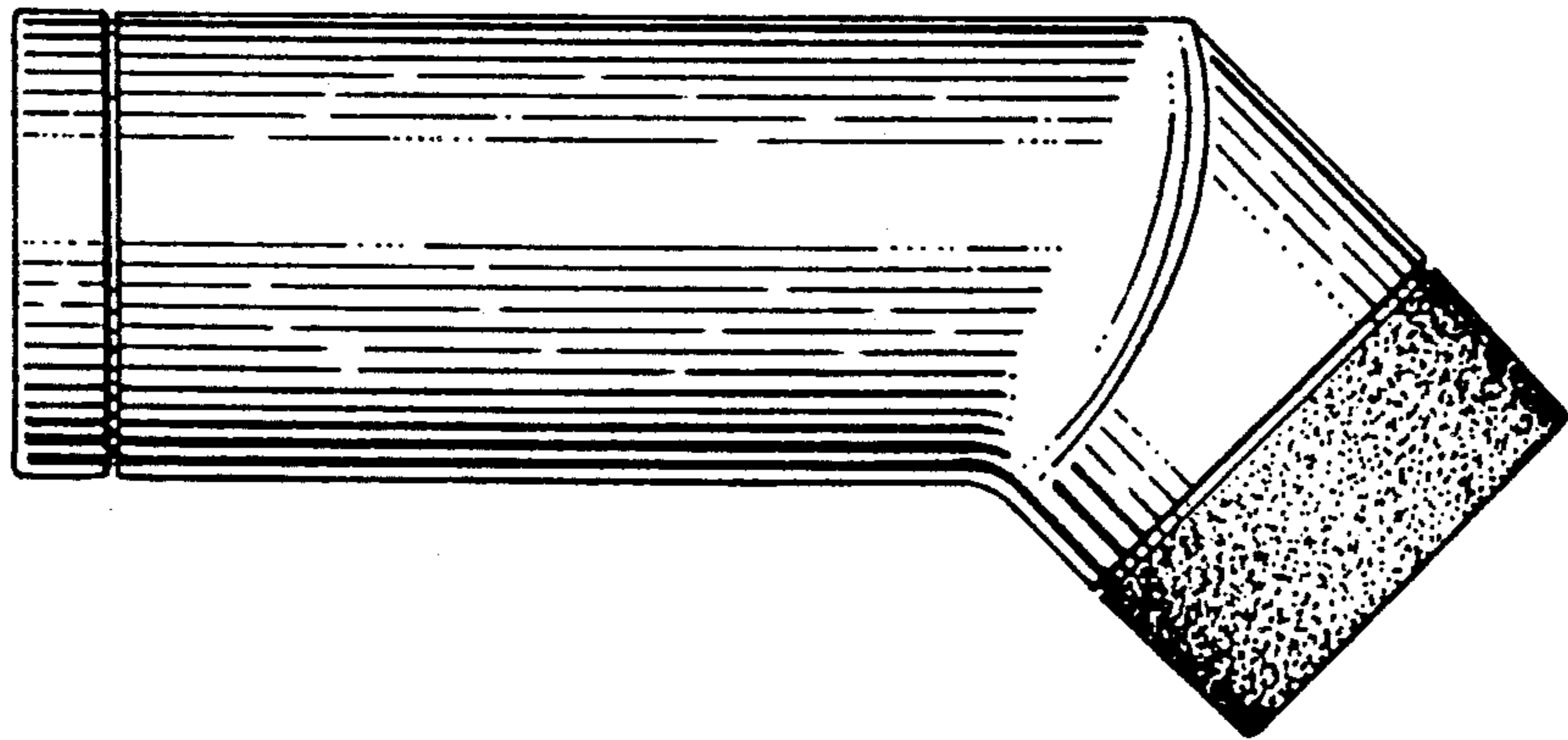


FIG. 2

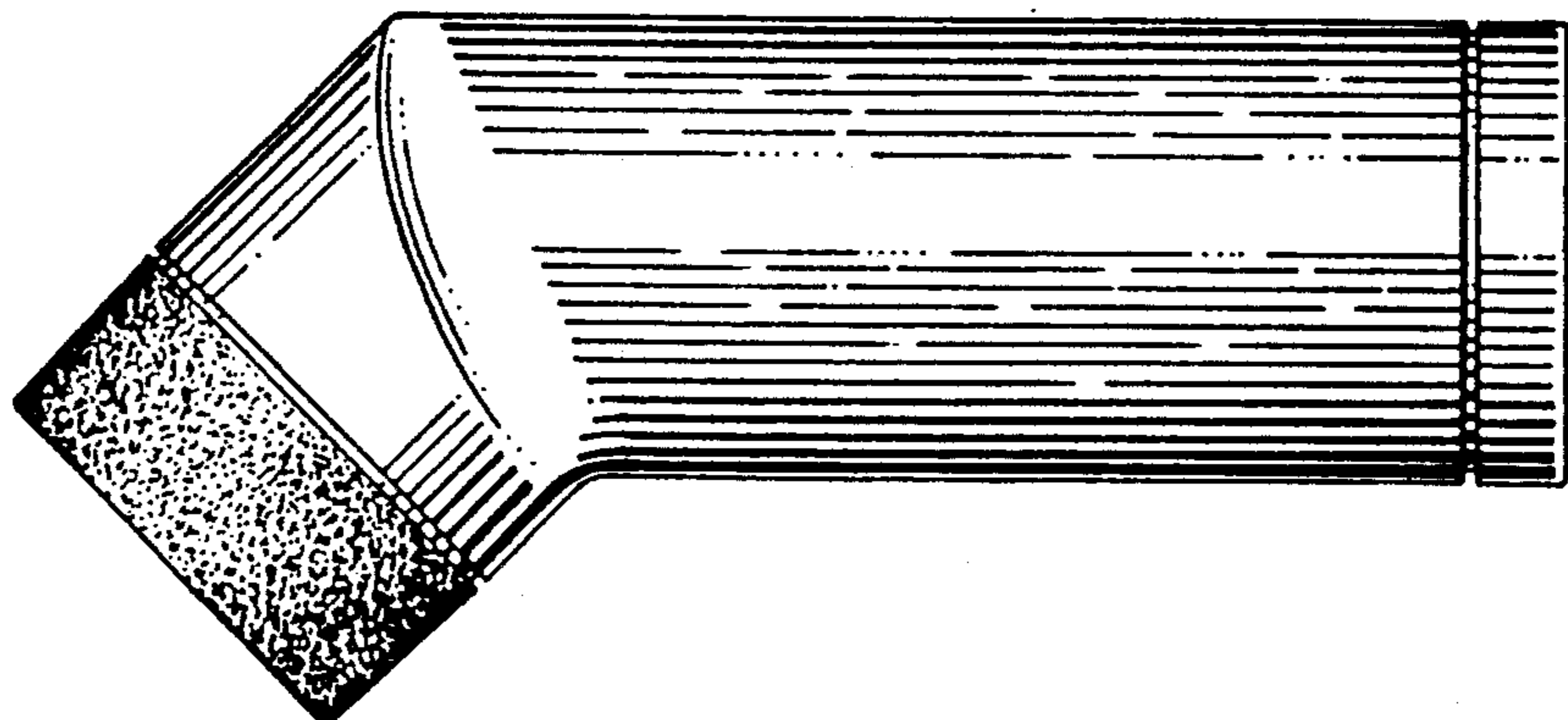


FIG. 3




FIG. 4

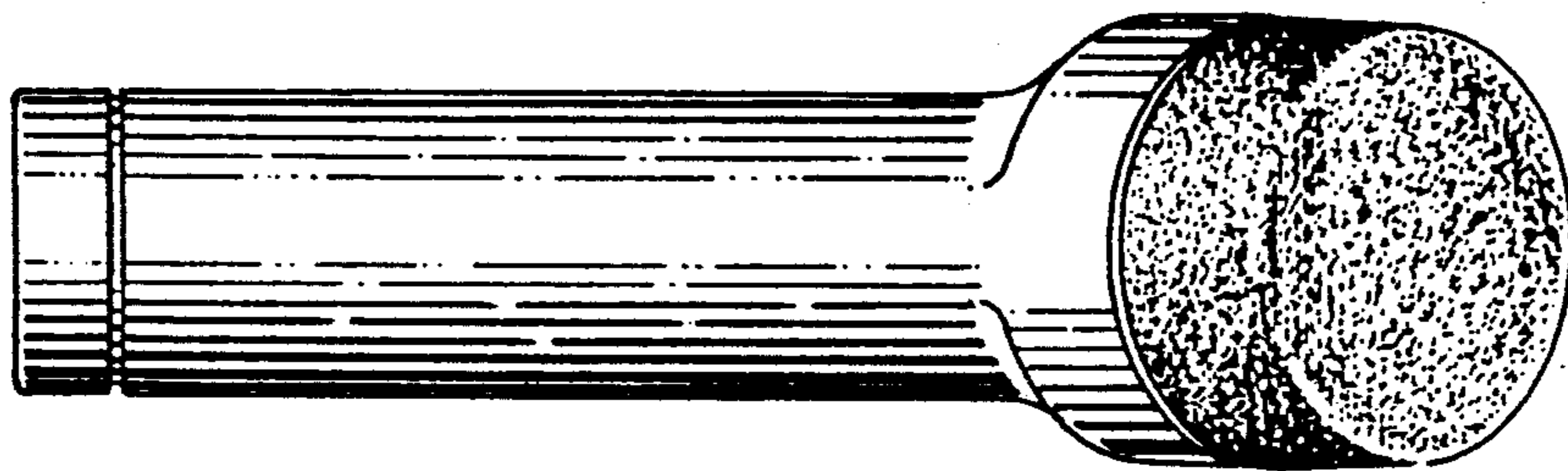


FIG. 5




FIG. 6

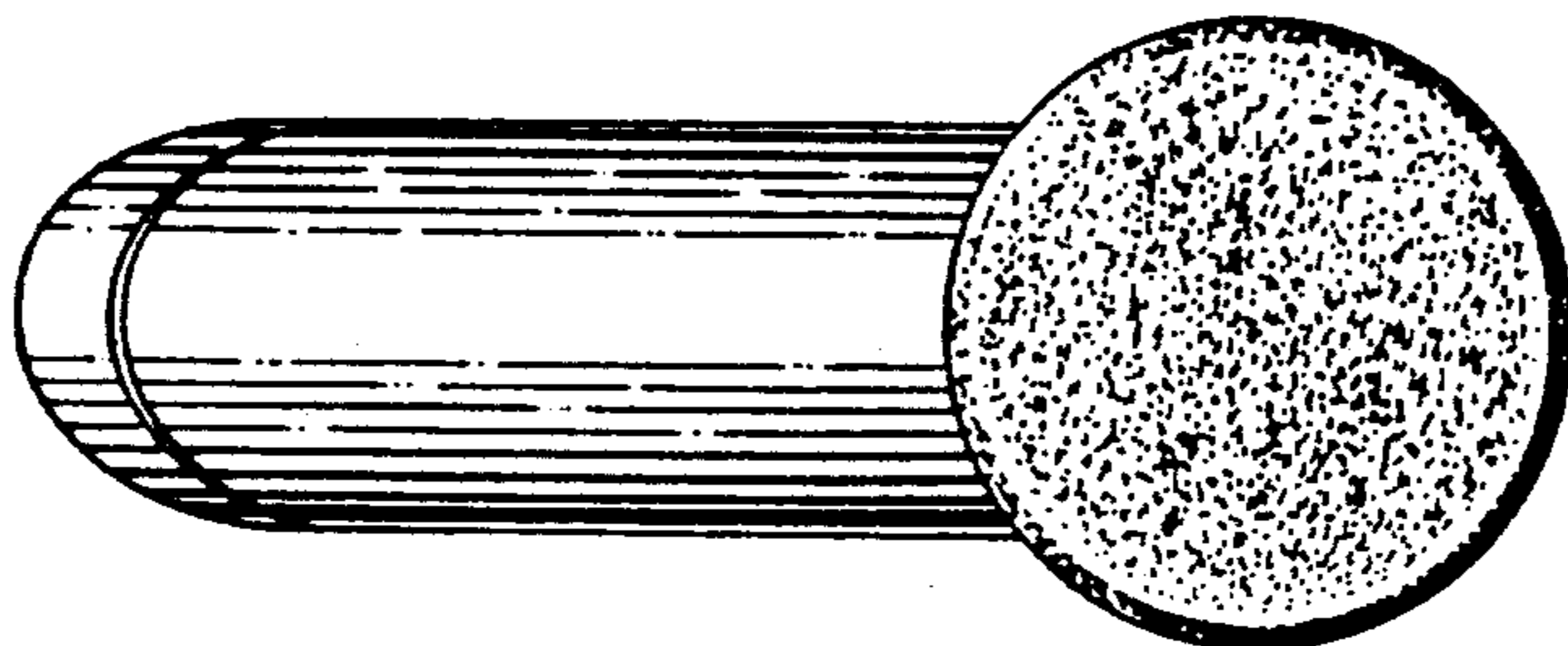


FIG. 7