

[54] **BATHING ENCLOSURE OR THE LIKE**

[75] Inventors: **Bruce M. Sauter, Schaumburg, Ill.; Robert C. Giese, Sheboygan, Wis.; Iain M. Smith, Vernon, Canada**

[73] Assignee: **Kohler Co., Kohler, Wis.**

[**] Term: **14 Years**

[21] Appl. No.: **705,269**

[22] Filed: **May 21, 1991**

Related U.S. Application Data

[62] Division of Ser. No. 241,280, Sep. 7, 1988.

[52] U.S. Cl. **D23/275**

[58] Field of Search **D23/270-283, D23/303-304; 4/538, 546, 548, 553, 576, 577, 584, 589, 590, 596, 597, 604, 605, 611-614**

[56] **References Cited**

U.S. PATENT DOCUMENTS

D. 215,289	9/1969	Seymour	D23/283
D. 215,290	9/1969	Seymour	D23/283
D. 217,866	6/1970	Myer	D23/283
D. 219,512	12/1970	Skyhawk	D23/283
D. 223,609	5/1972	Lax	D23/283
D. 227,102	6/1973	Alexander	D23/283
D. 247,912	5/1978	Rath et al.	D23/283
D. 250,716	1/1979	Smith	D23/283
D. 252,942	9/1979	Fairchild	D23/283
D. 253,299	10/1979	Hess	D23/283
D. 268,128	3/1983	Ballard	D23/283
D. 276,175	10/1984	McMillan et al.	D23/283
D. 278,360	4/1985	Kohler, Jr. et al.	D23/55
D. 298,649	11/1988	Reid	D23/281
D. 299,165	12/1988	Kohler, Jr. et al.	D23/283
D. 299,742	2/1989	Reid	D23/283
4,423,528	1/1984	Wiedmeier	4/613

OTHER PUBLICATIONS

Domestic Engineering, Mar. 1984, p. 55, item, C, p. 68 "Lasco" item.

Domestic Engineering, Apr. 1985, p. 51, bottom left item.

A page from a 1985 Hytec brochure entitled "H3600, H3630, H3634 Institutional Acrylic Showers".

Page 7-19b of 1985 Kohler "K-400 Plumbing Products Catalog".

A page from a 1985 Hytec brochure entitled "H4840/41 Wheelchair Acrylic Shower".

Cover from 1985 Hytec brochure entitled "Showerbath".

Page from 1985 Hytec advertisement entitled "Bathcove", showing Model S600 & 4820RH Shower Stalls.

Page 38 of an undated, admitted prior art, Fiat Products advertisement showing the Model MSH-310.

Two pages of an undated, admitted prior art, Aquarius Industries, Inc. advertisement showing models S484BF & S6036BF Acrylic Handicapped Shower Stall.

A page from 1985 Hytec brochure, showing Model 6036 pp. 7-14d from 1985 Kohler "K-400 Plumbing Products Catalog" showing the Sonata shower cover.

Page from 1985 Hytec brochure showing Model H30/81.

Page from 1985 Hytec brochure entitled "Showerbath" showing Model AC 80.

Page 7-19a from the 1985 Kohler "K-400 Plumbing Products Catalog showing the Veracruz II bathing module".

A cover from an Aqua Glass brochure, undated, admitted prior art entitled "Special Care". . . .

A Canadian Design Patent 51380.

Page from 1985 Hytec advertisement entitled "Bathcove showing Models 6030 RH & 6040 RH bathing enclosures".

Page 39 of an undated, admitted prior art, Fiat Products advertisement showing the Model MSH-319.

Primary Examiner—James R. Largen

Attorney, Agent, or Firm—Quarles & Brady

[57] **CLAIM**

The ornamental design for a bathing enclosure or the like, as shown and described.

DESCRIPTION

FIG. 1 is a perspective view taken from the top front and right side of a bathing enclosure or the like showing our new design;

FIG. 2 is a top plan view thereof;

FIG. 3 is a front elevational view thereof;

FIG. 4 is a left side elevational view thereof;




FIG. 5 is a right side elevational view thereof;
FIG. 6 is a sectional view thereof taken on line 6—6 of FIG. 3;
FIG. 7 is a sectional view thereof taken on line 7—7 of FIG. 3;
FIG. 8 is a sectional view thereof taken on line 8—8 of FIG. 3;
FIG. 9 is a bottom plan view thereof;
FIG. 10 is a rear elevational view thereof;
FIG. 11 is a sectional view thereof taken on line —11 of FIG. 8;

FIG. 12 is a perspective view taken from the top, front and right side of a second embodiment thereof;
FIG. 13 is a cross sectional view similar to FIG. 8 showing a third embodiment thereof, wherein the direction of the tub is reversed;
FIG. 14 is a perspective view taken from the top, front and right side of a fourth embodiment thereof; and
FIG. 15 is another perspective view taken from the top, front and right side of FIG. 14.
The fragmentary broken line representation of a wall in FIG. 3, the broken line representations of a support seat in FIG. 15 and a hole in FIGS. 1, 6 and 12 are for purposes of illustration only and form no part of the claimed design.




FIG. 1




FIG. 2

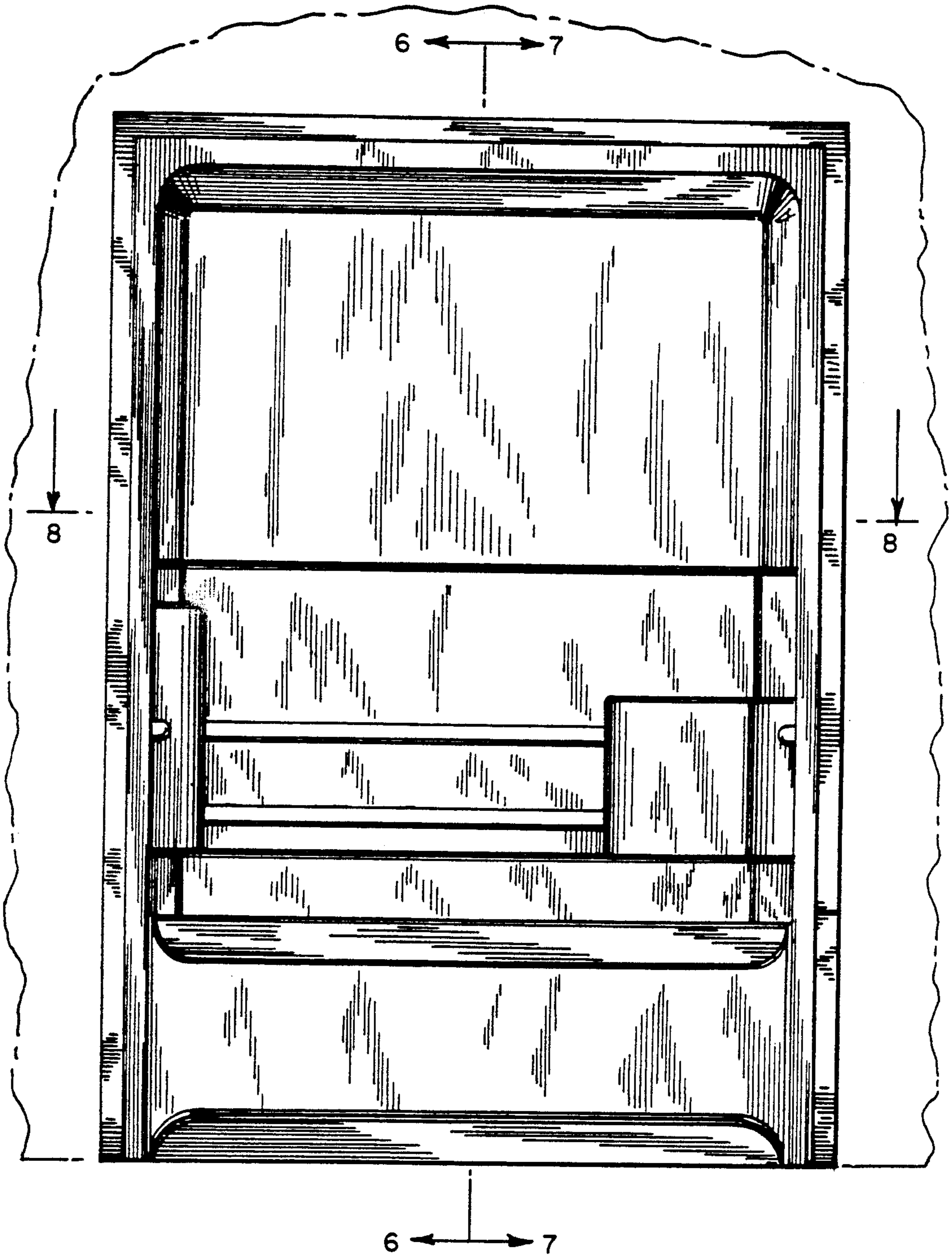


FIG. 3

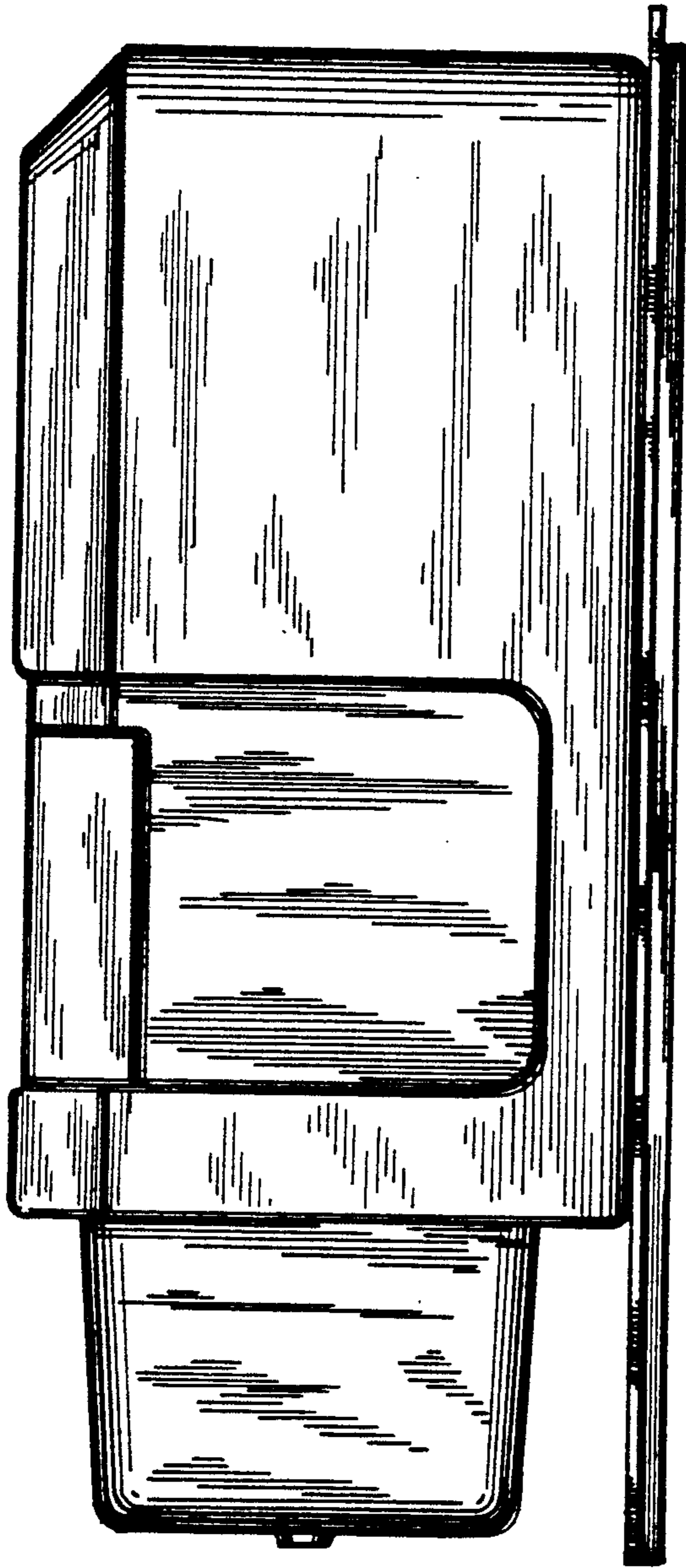


FIG. 4

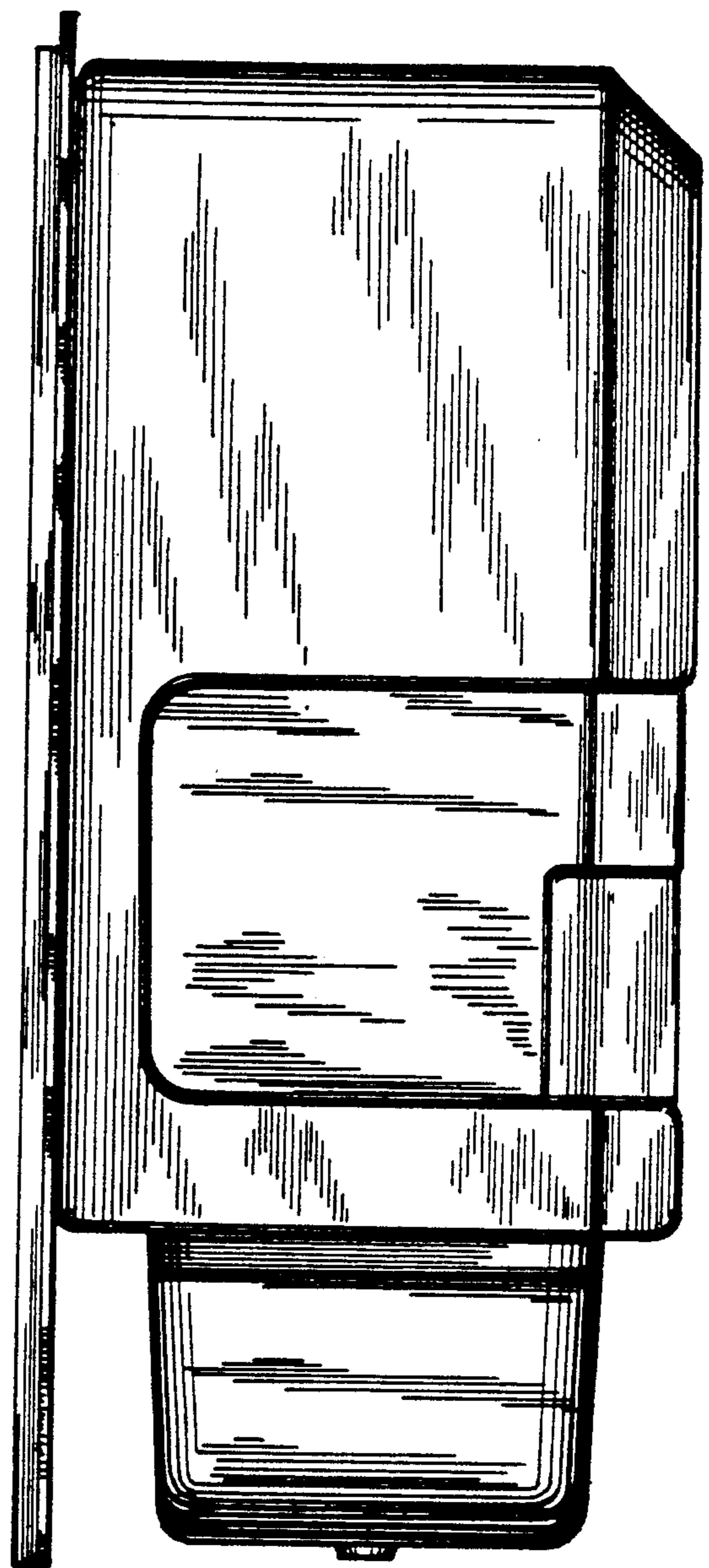


FIG. 5

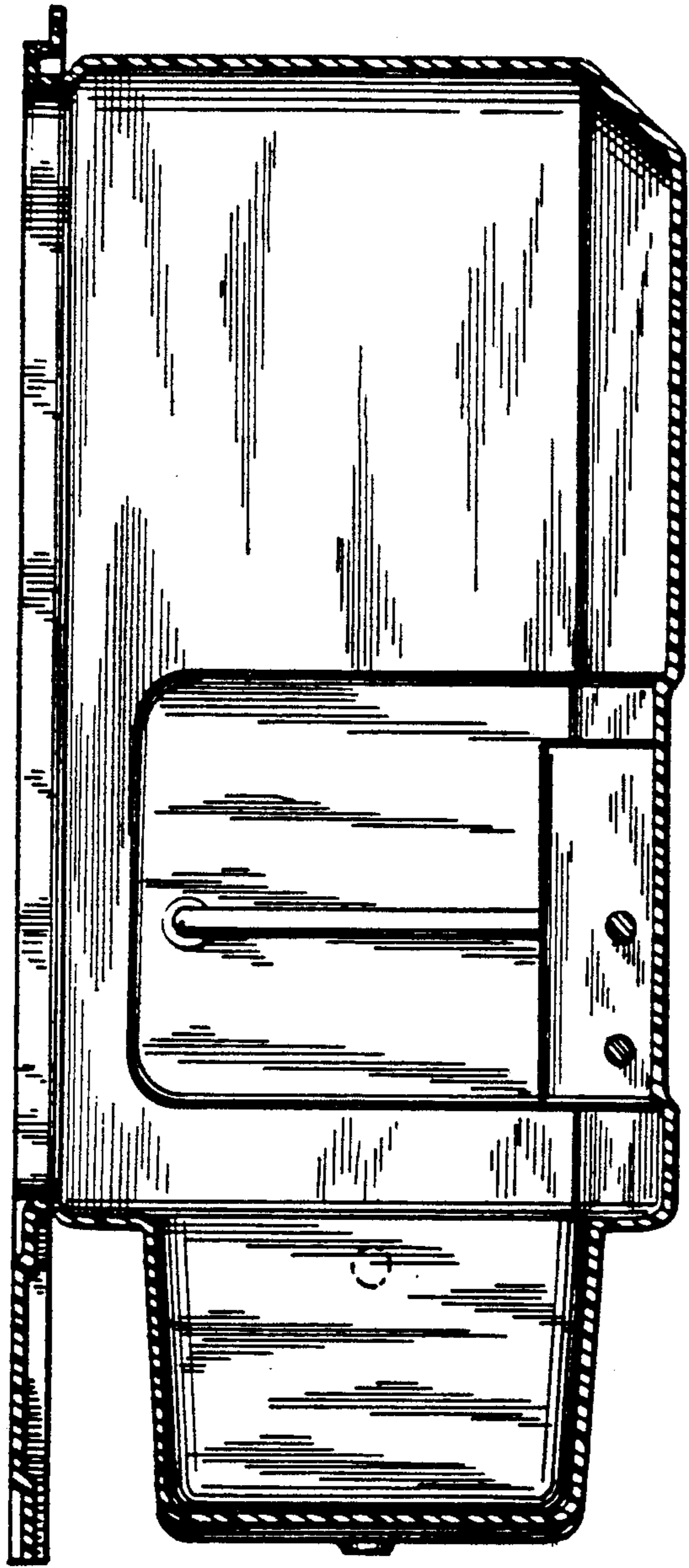


FIG. 6

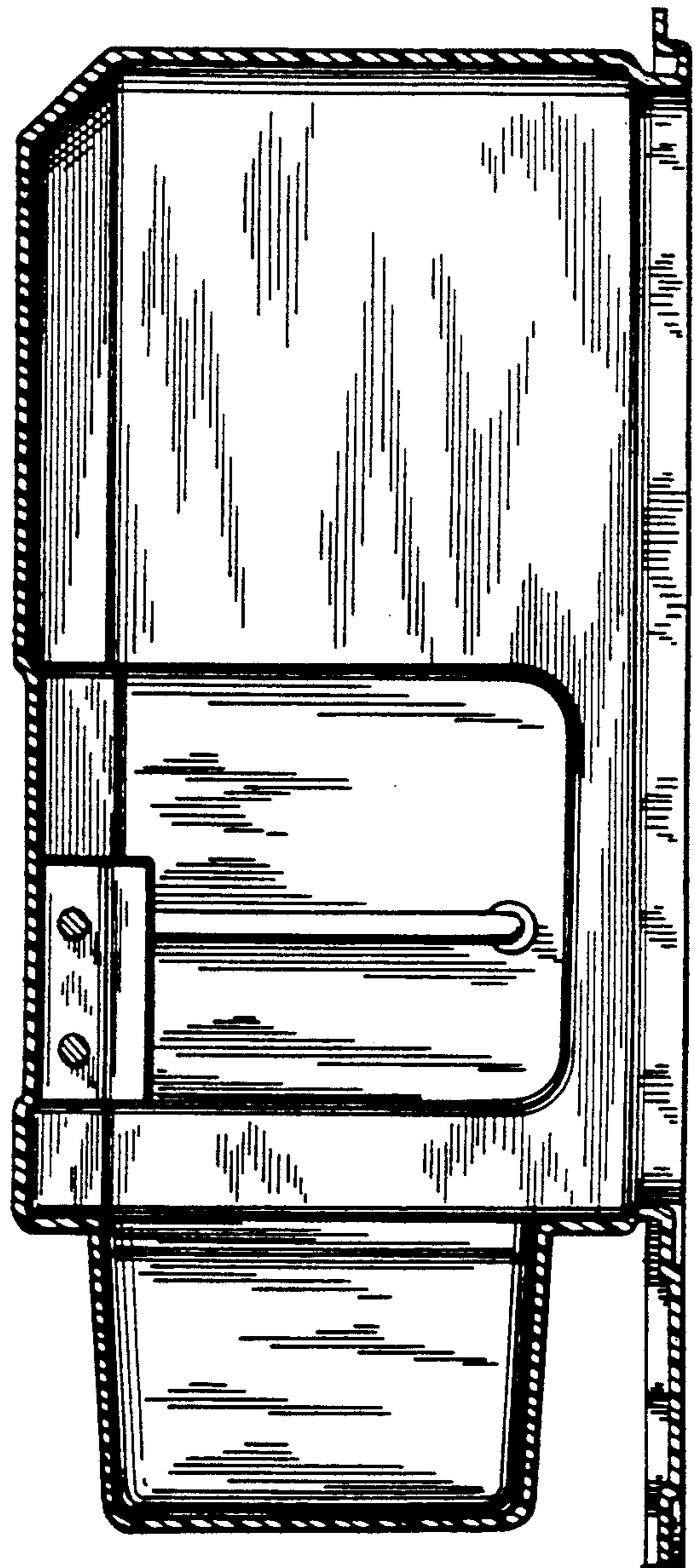


FIG. 7

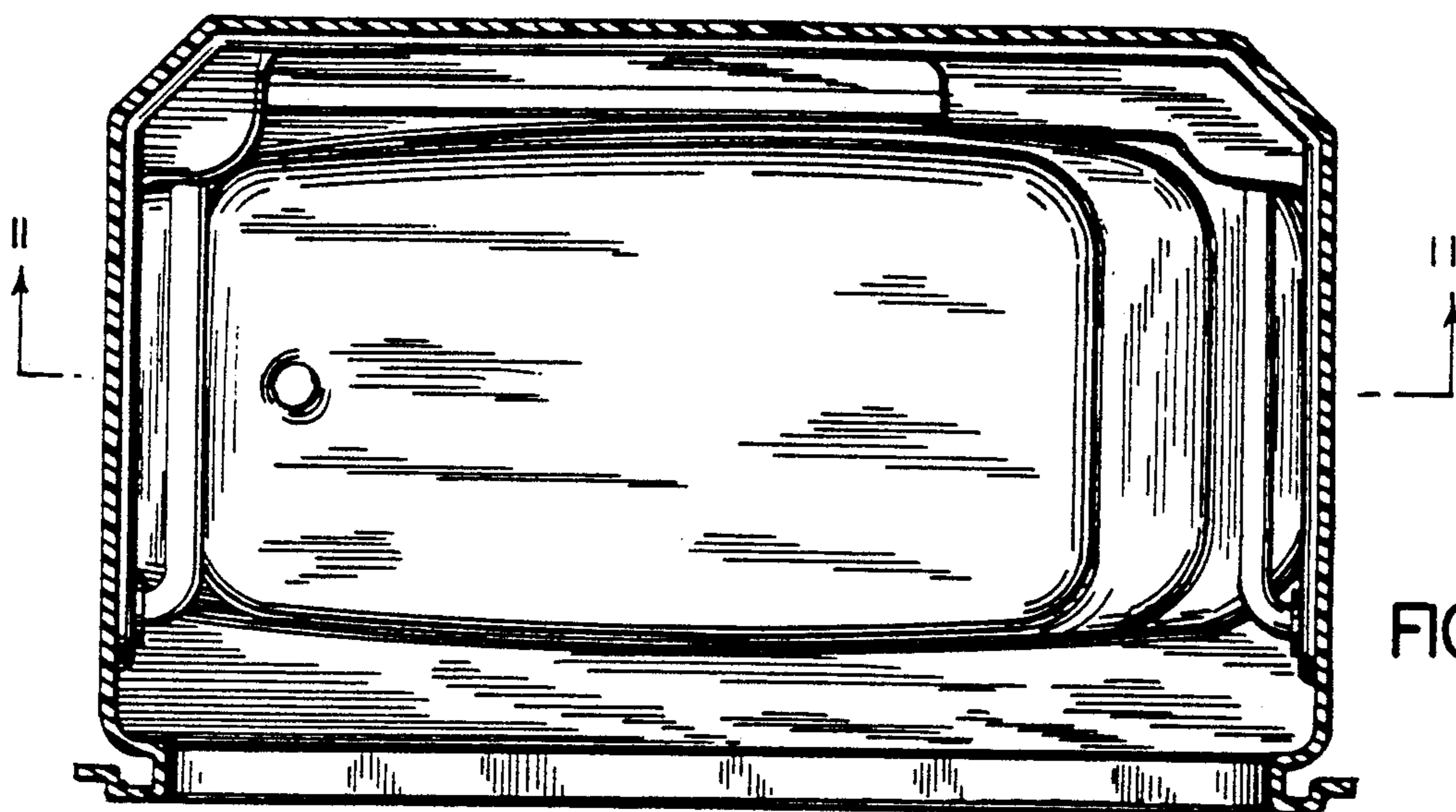


FIG. 8

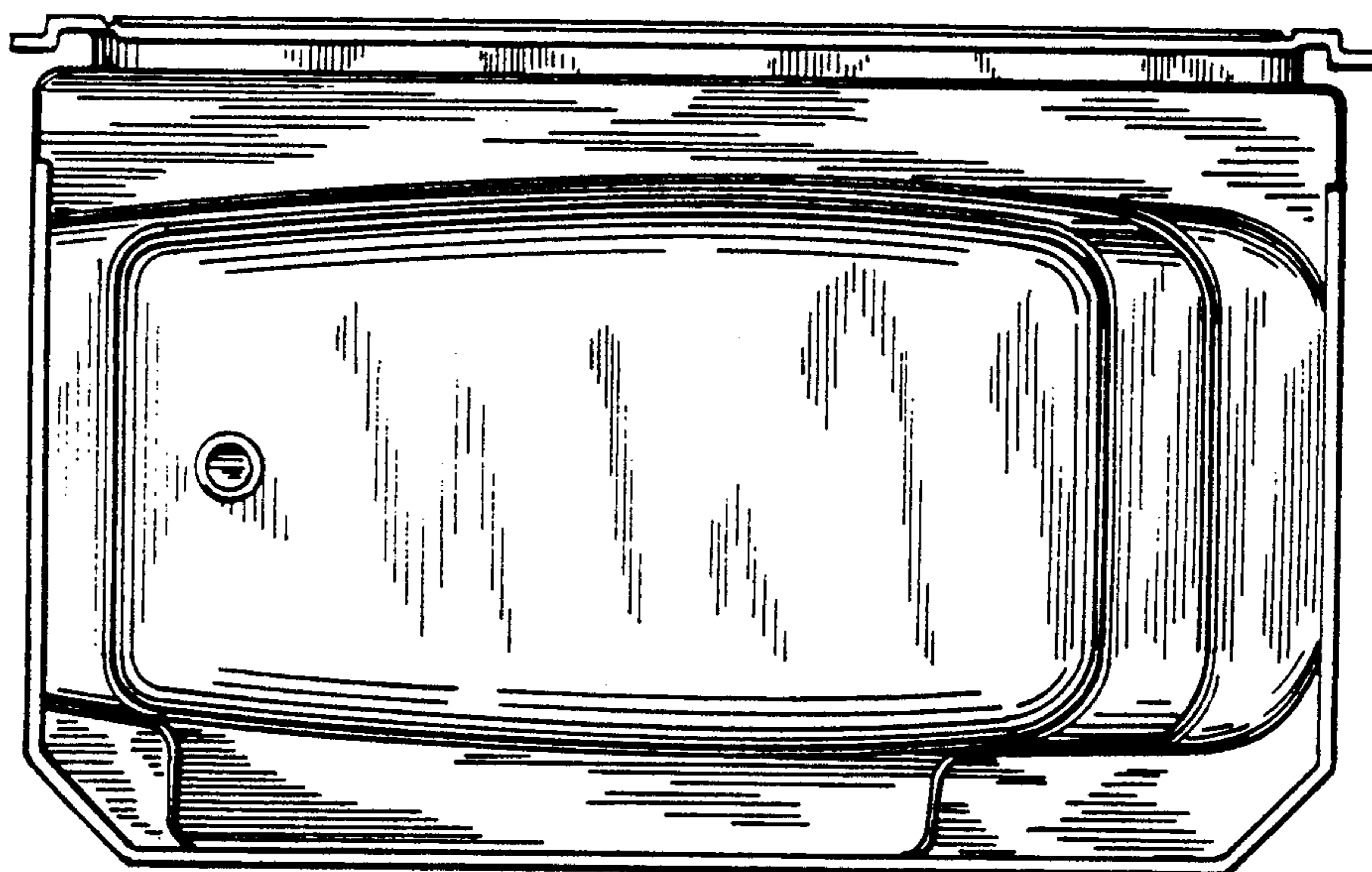


FIG. 9

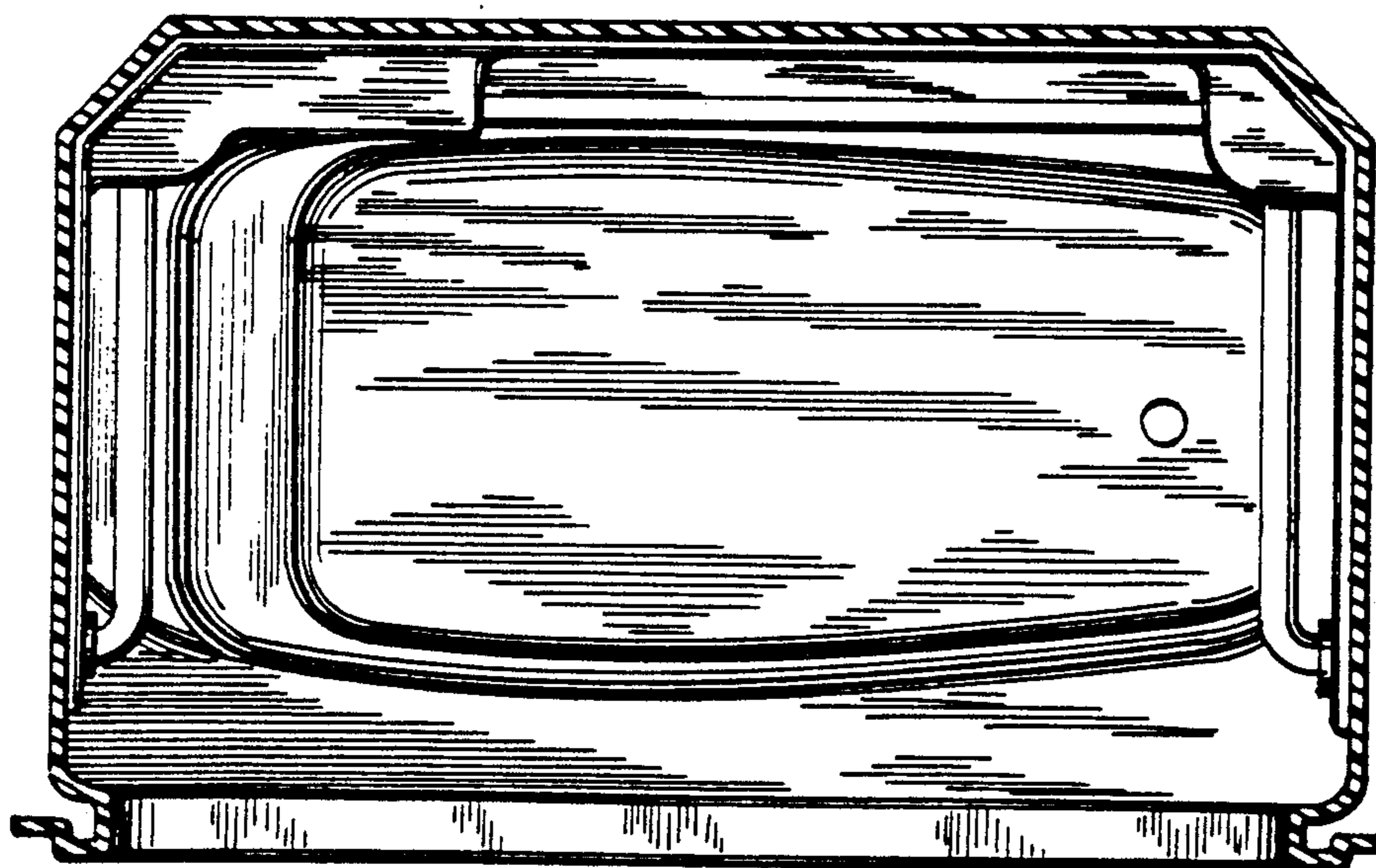


FIG. 13

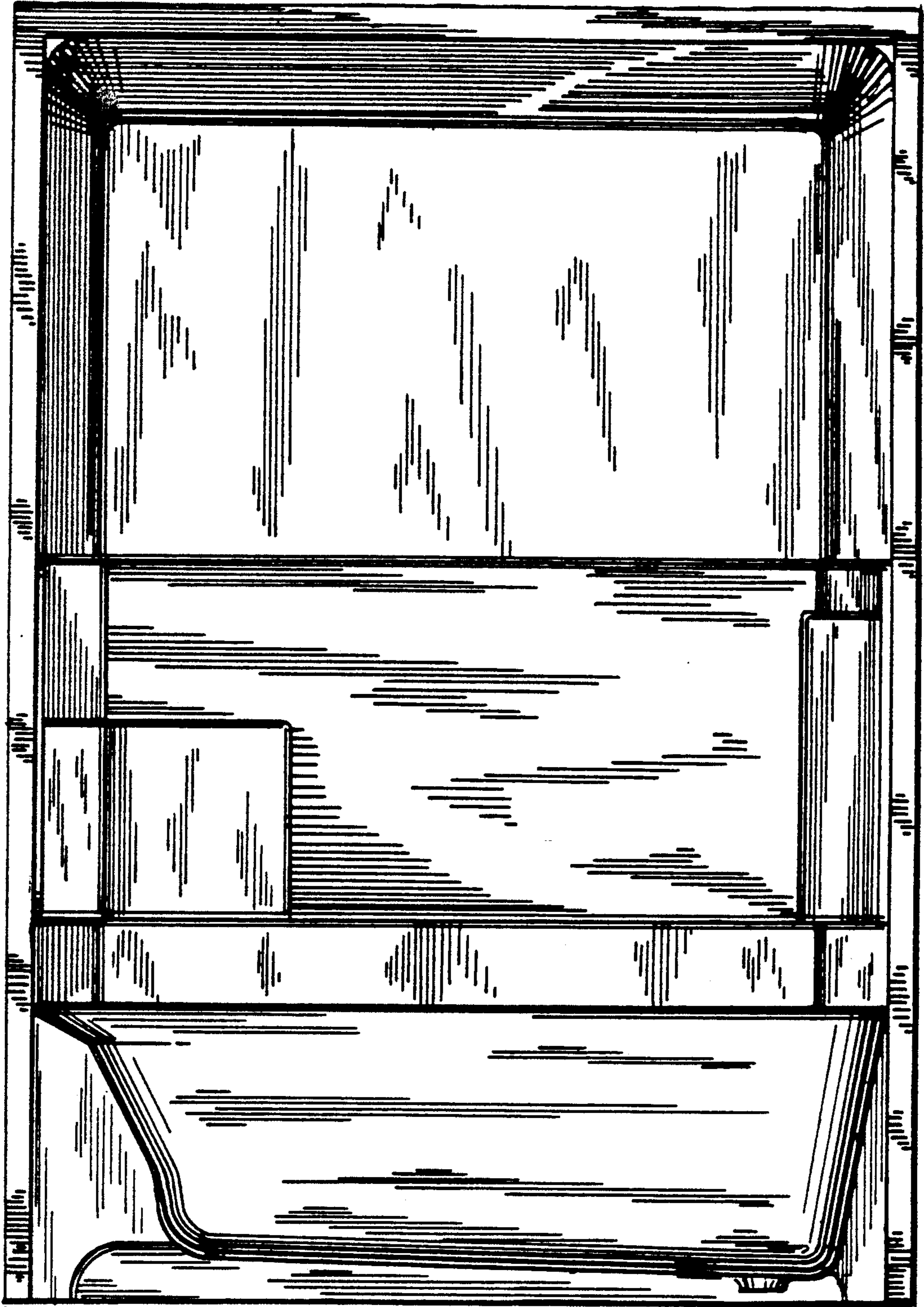


FIG. 10

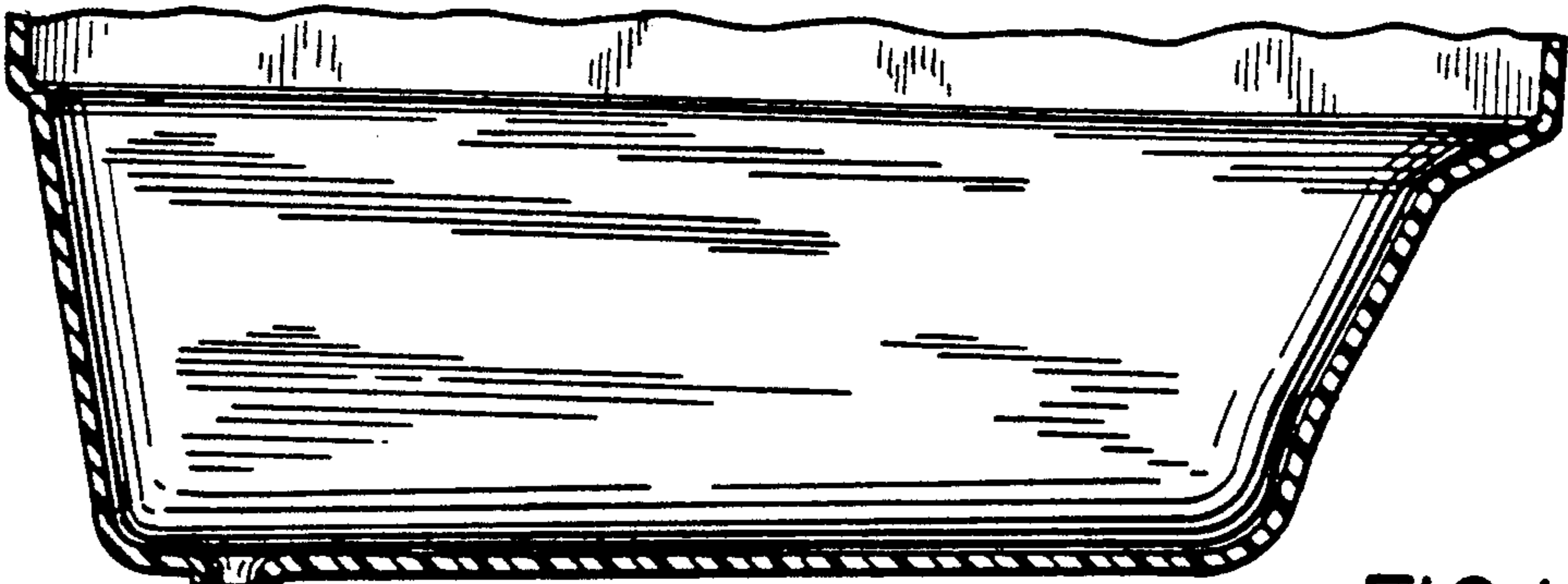


FIG. II




FIG. 12




FIG. 14




FIG.15