

[54] POCKET CALCULATOR

[76] Inventor: Gerald T. Powers, 8233 Groton La., Indianapolis, Ind. 46260

[\*\*] Term: 14 Years

[21] Appl. No.: 363,118

[22] Filed: Jun. 8, 1989

[52] U.S. Cl. .... D18/7

[58] Field of Search ..... D18/6, 7; D14/100, 106, D14/107; 235/85 FC, 78 RC, 88 RC; 364/706-710

D. 309,601 7/1990 Sawada et al. .... D18/7 X  
 D. 309,749 8/1990 Ido ..... D18/7  
 3,694,674 6/1976 Van der Gaast ..... 235/88 RC  
 4,370,727 1/1983 Bellet ..... 364/705  
 4,625,099 11/1986 Freedom ..... 235/88 RC

Primary Examiner—Nelson C. Holtje  
 Assistant Examiner—Caron D. Veynar  
 Attorney, Agent, or Firm—Terry M. Gernstein

[57] CLAIM

The ornamental design for a pocket calculator, as shown and described.

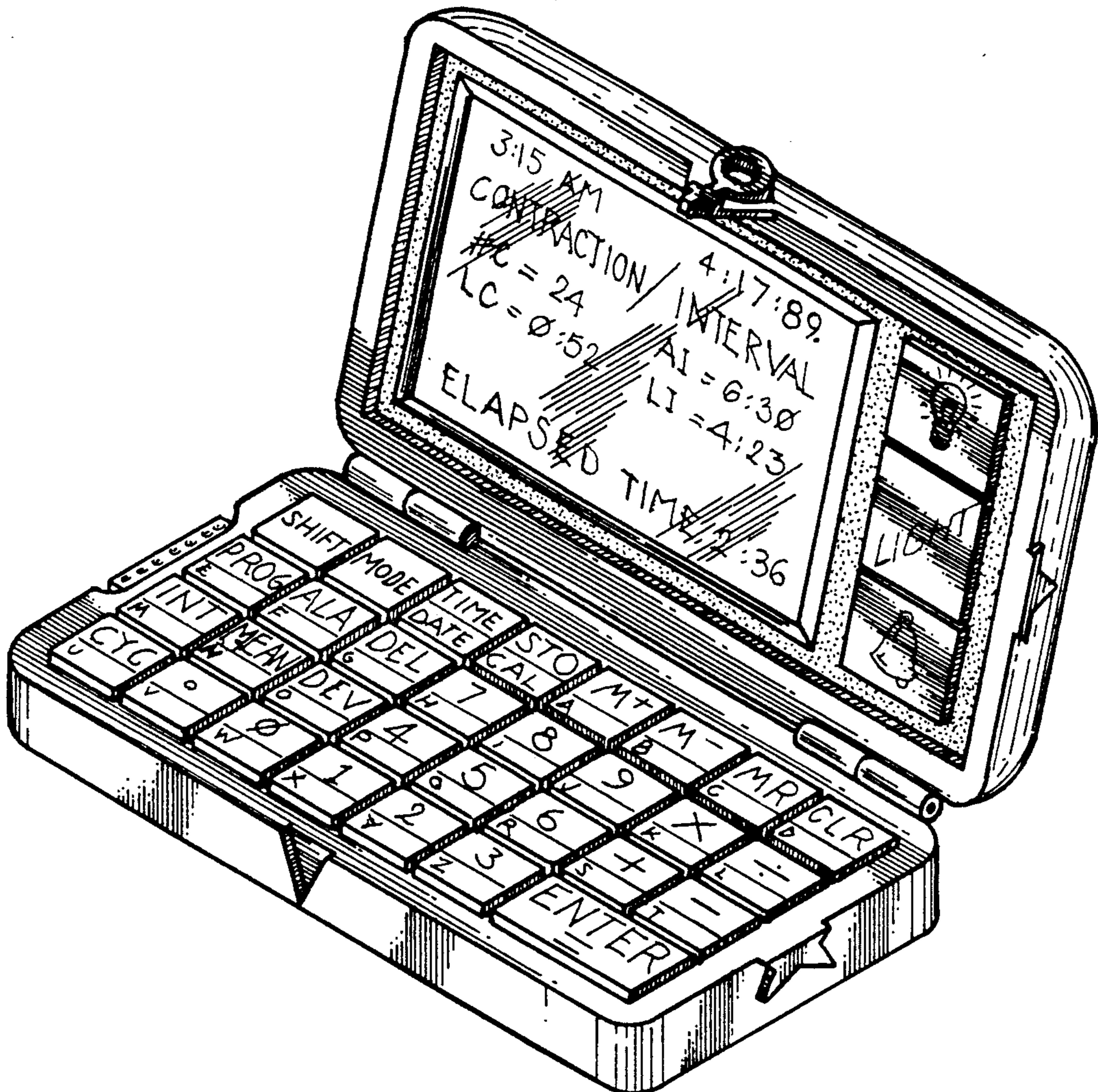
DESCRIPTION

FIG. 1 is a perspective view of the pocket calculator showing my new design in the open position; FIG. 2 is a front elevational view; FIG. 3 is a top plan view; FIG. 4 is a bottom plan view; FIG. 5 is a left side elevational view; FIG. 6 is a right side elevational view.

[56] References Cited

U.S. PATENT DOCUMENTS

D. 279,688 7/1985 Kitai et al. .... D18/7  
 D. 284,966 8/1986 Larkins ..... D18/7 X  
 D. 301,895 6/1989 Hayashi ..... D18/7  
 D. 304,930 12/1989 Hongo et al. .... D18/7 X  
 D. 305,535 1/1990 Sakaguchi et al. .... D18/7 X





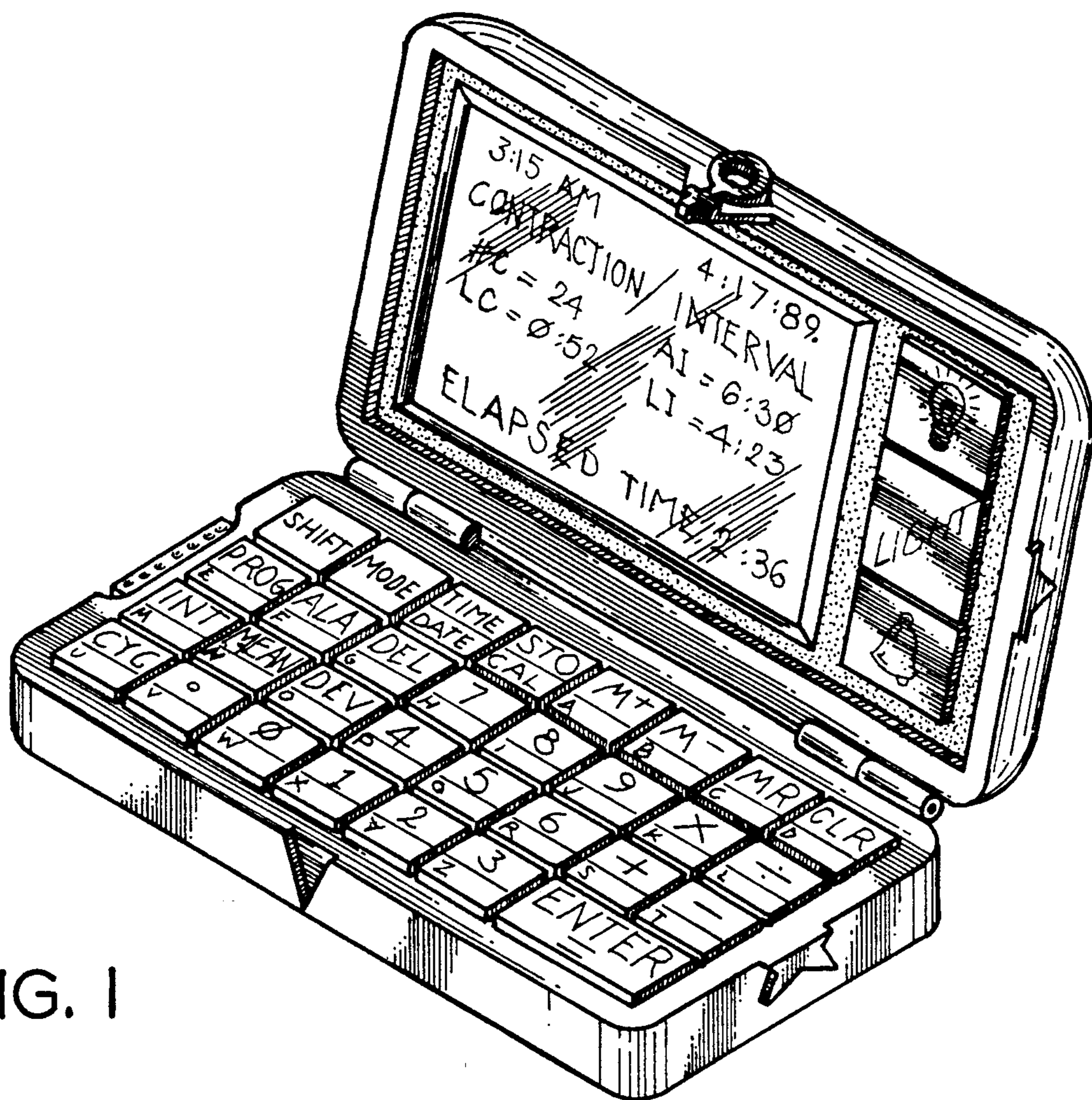


FIG. 1

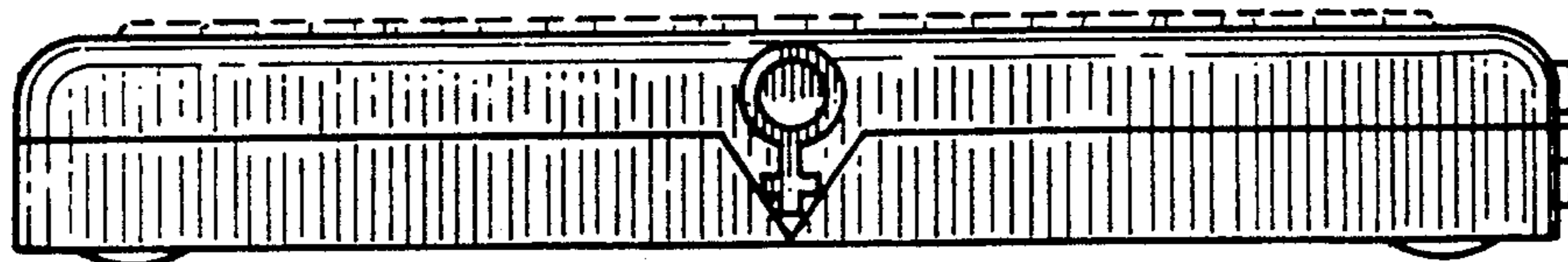


FIG. 2




FIG. 3

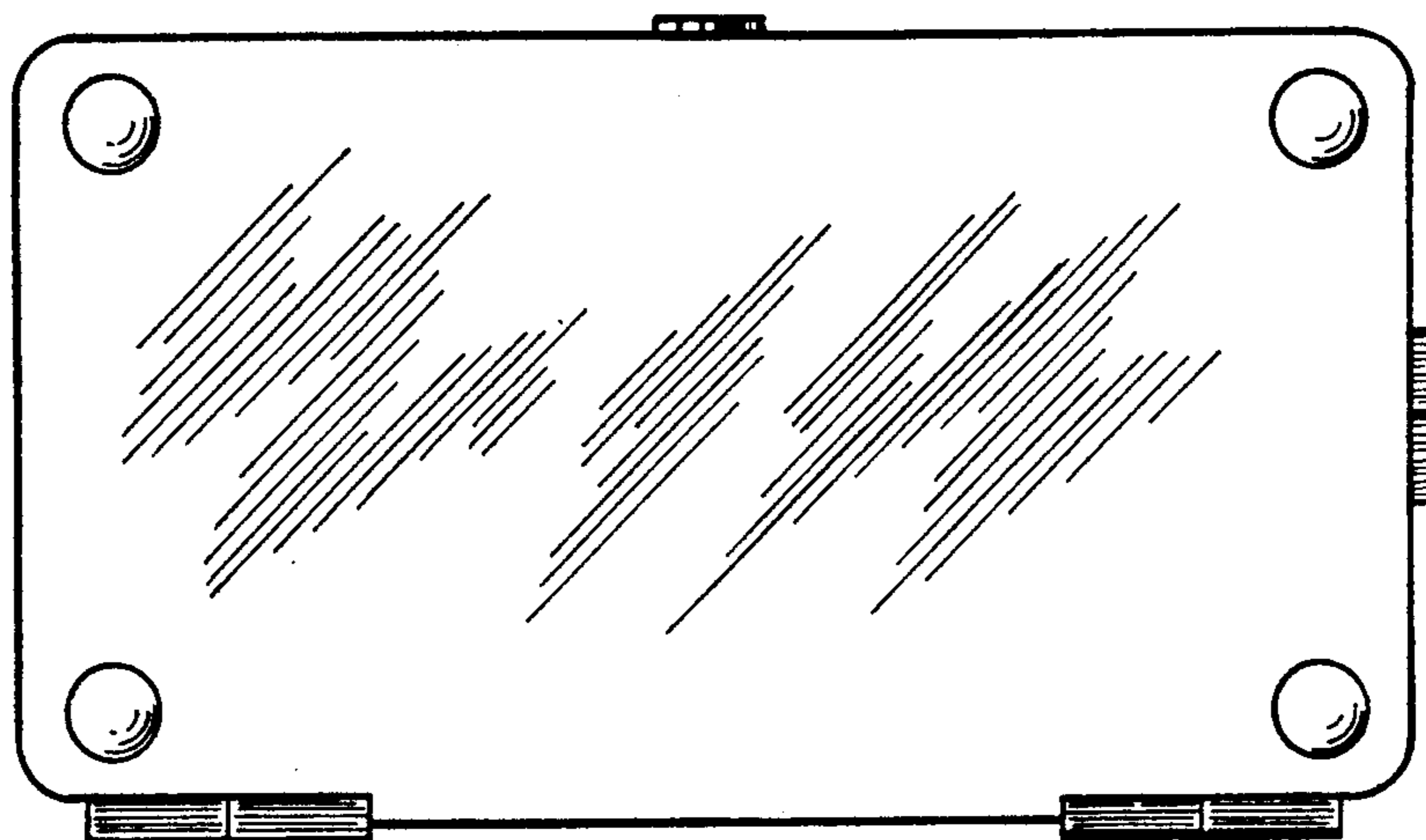


FIG. 4

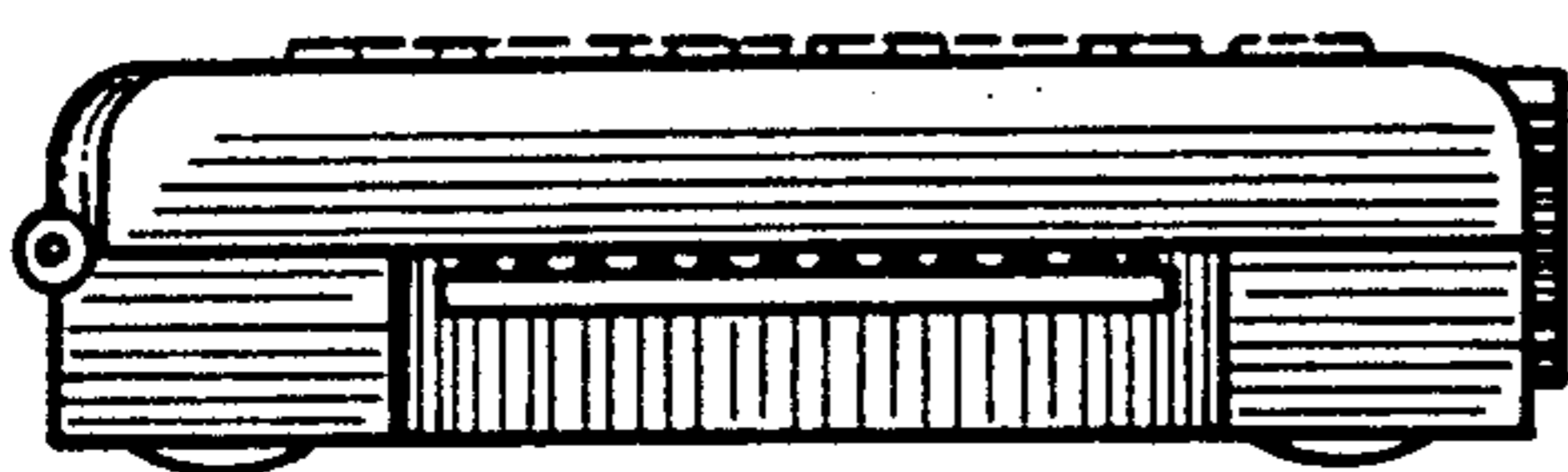


FIG. 5




FIG. 6