

# United States Patent [19]

Jones

[11] Patent Number: **Des. 321,498**

[45] Date of Patent: **\*\* Nov. 12, 1991**

[54] **WHEEL CHOCK**

[76] Inventor: **Duane C. Jones, 523 Spruce St.,  
Manistee, Mich. 49660**

[\*\*] Term: **14 Years**

[21] Appl. No.: **444,603**

[22] Filed: **Nov. 30, 1989**

[52] U.S. Cl. .... **D12/217**

[58] Field of Search ..... **D12/217; 414/430;  
188/32; D10/113; 116/63 P, 63 R; 404/6, 7, 9,  
11, 16, 17**

3,811,536	7/1972	Haynes .....	188/32
3,819,138	6/1974	Rehkopf et al. ....	188/32
3,858,690	1/1975	Facemire .....	188/32
4,797,024	1/1989	Farrer .....	404/16

### FOREIGN PATENT DOCUMENTS

0862388 3/1961 United Kingdom ..... 404/11

*Primary Examiner*—Wallace R. Burke  
*Assistant Examiner*—Melody N. Brown  
*Attorney, Agent, or Firm*—Barnes, Kisselle, Raisch,  
Choate, Whittemore & Hulbert

### [57] CLAIM

The ornamental design for a wheel chock, as shown and described.

### [56] References Cited

#### U.S. PATENT DOCUMENTS

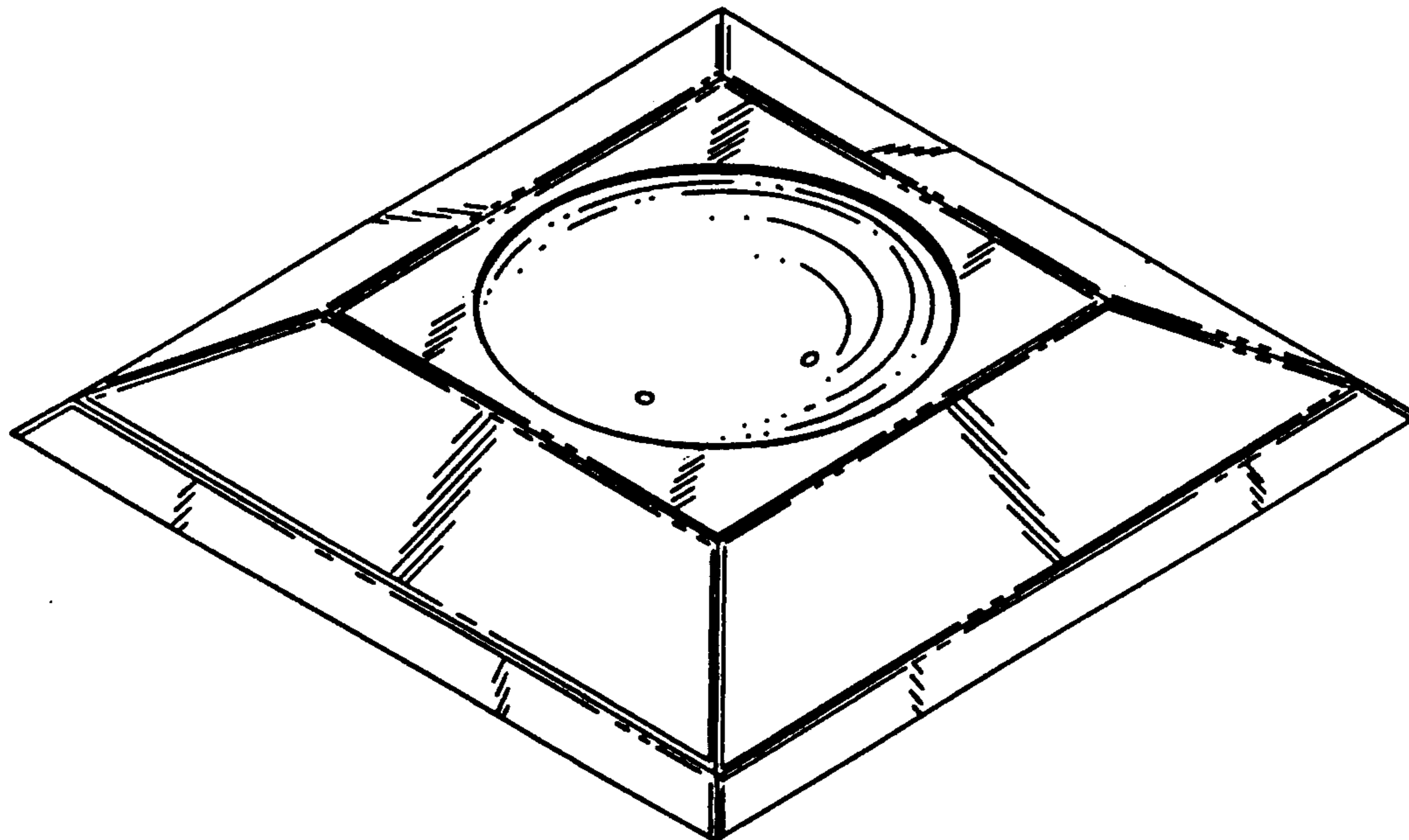
D. 307,575	5/1990	Gano .....	D12/217
2,005,170	6/1935	Segelhorst .....	D10/113
2,777,647	1/1957	Fullerton et al. ....	414/430
3,216,335	11/1965	Stolarczyk et al. ....	404/11
3,258,088	6/1966	Bowen .....	188/32
3,391,760	7/1968	Gonser .....	188/32
3,425,517	2/1969	Speir .....	188/32

### DESCRIPTION

FIG. 1 is a perspective view of a wheel chock embodying the ornamental design;

FIG. 2 is a side elevation view thereof; it being understood that the other three sides are mirror images of the side shown; and

FIG. 3 is a bottom plan view thereof.



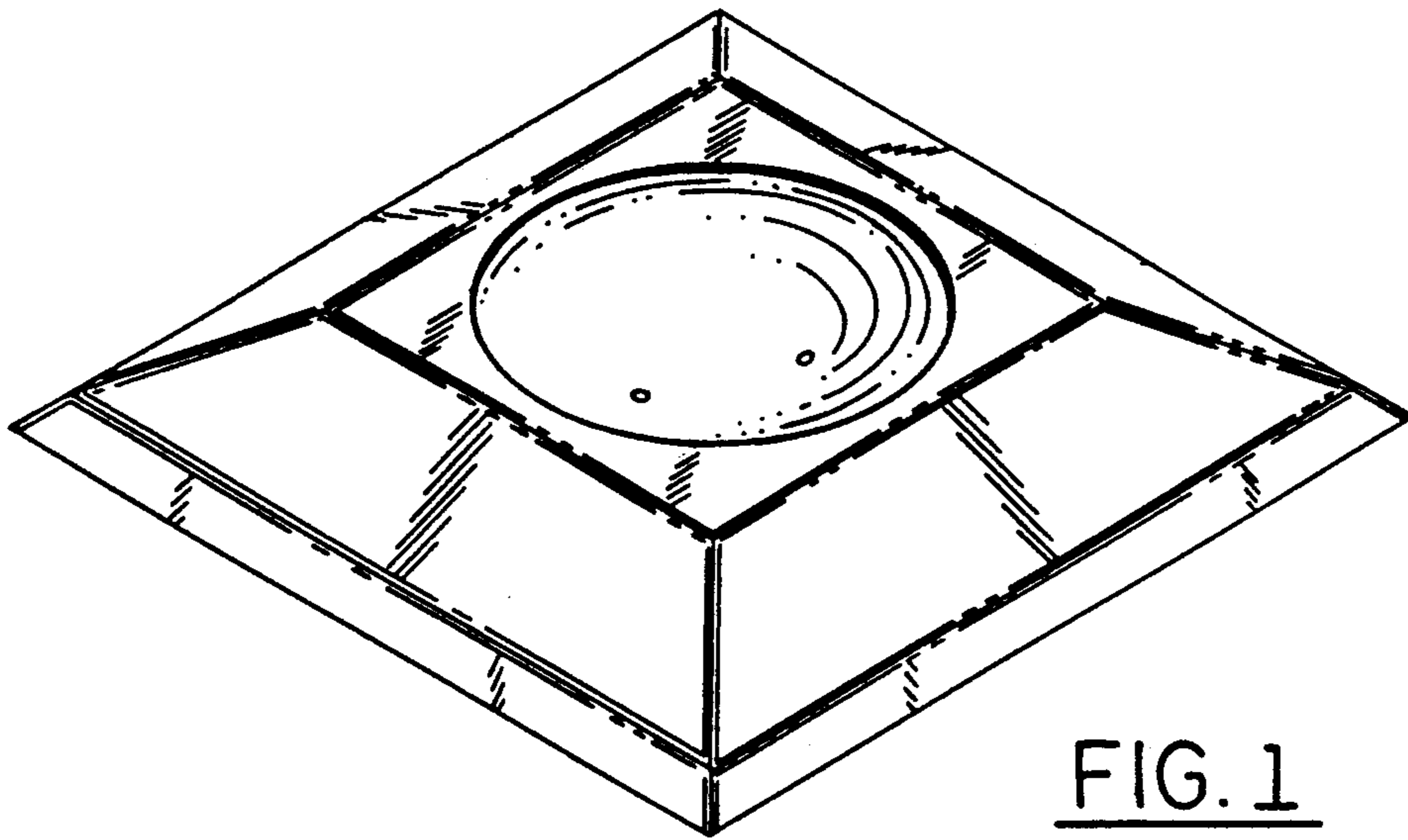


FIG. 1




FIG. 2

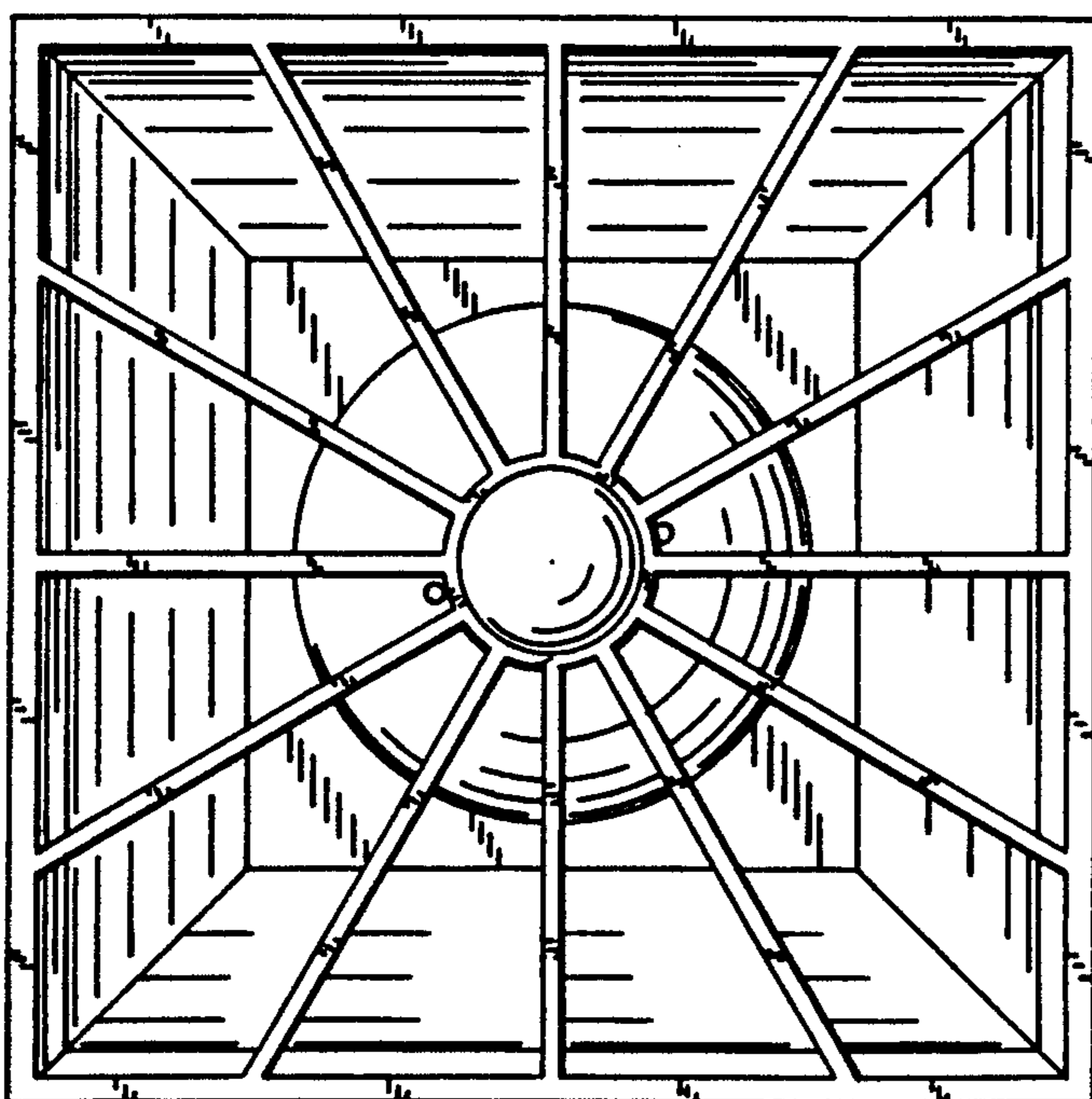


FIG. 3