

[54] PULL TAB FOR SLIDE FASTENER

2,087,456 9/1933 Sundback 24/427

[75] Inventor: Chiharu Takemura, Kurobe, Japan

Primary Examiner—A. Hugo Word

Assistant Examiner—R. T. Seifert

[73] Assignee: Yoshida Kogyo K. K., Tokyo, Japan

Attorney, Agent, or Firm—Hill, Van Santen, Steadman & Simpson

[**] Term: 14 Years

[57] CLAIM

[21] Appl. No.: 364,055

The ornamental design for a pull tab for slide fastener, as shown and described.

[22] Filed: Jun. 8, 1989

[30] Foreign Application Priority Data

DESCRIPTION

Dec. 8, 1988 [JP] Japan 63-47906

FIG. 1 is a front elevational view of a pull tab for slide fastener showing my new design the opposite side view being a mirror image;

[52] U.S. Cl. D11/221; D11/200

FIG. 2 is a top plan view;

[58] Field of Search D11/200, 201, 221, 212, D11/13, 40-47, 79-80, 85-86, 1-4; 24/381-385, 415-417, 427-431

FIG. 3 is a bottom plan view;

FIG. 4 is a right side elevational view;

[56] References Cited

FIG. 5 is a sectional view taken along the lines 5—5 of FIG. 1; and

U.S. PATENT DOCUMENTS

FIG. 6 is a sectional view taken along the lines 6—6 of FIG. 4.

D. 66,742 3/1925 Nelson D11/79

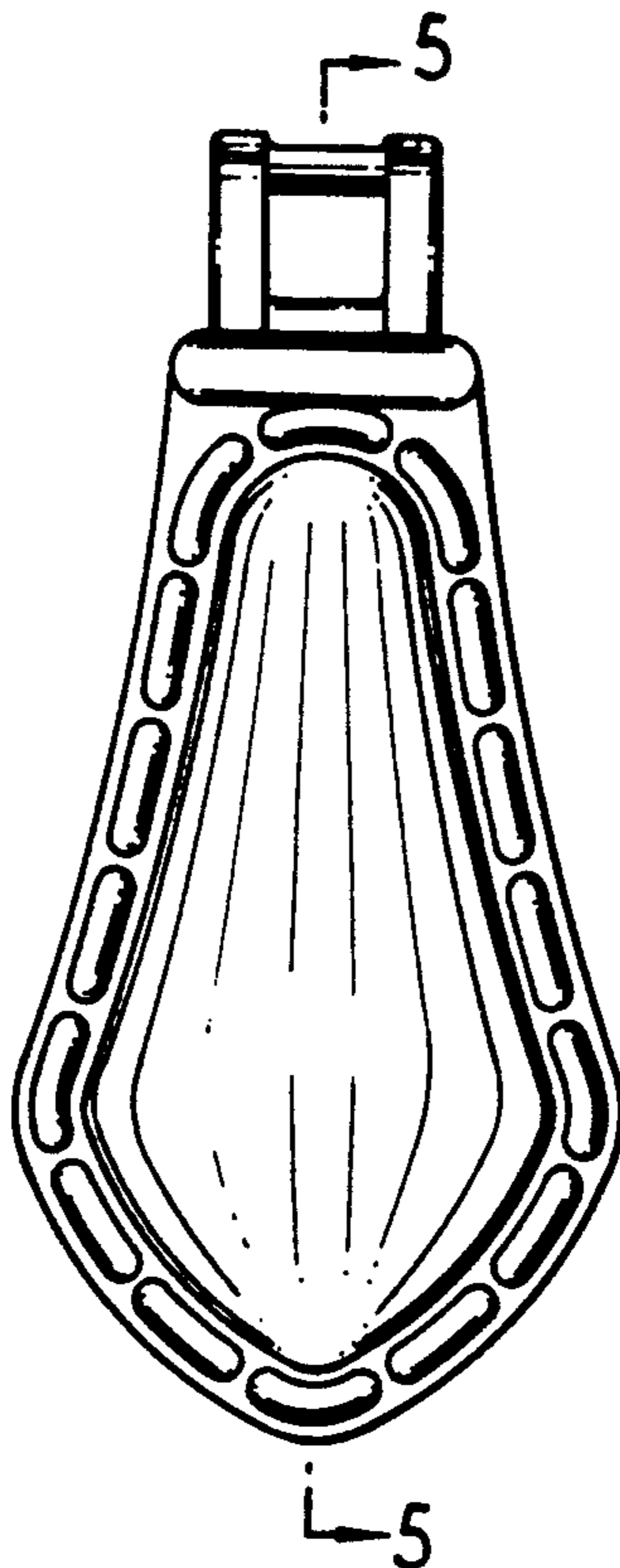


FIG. 1

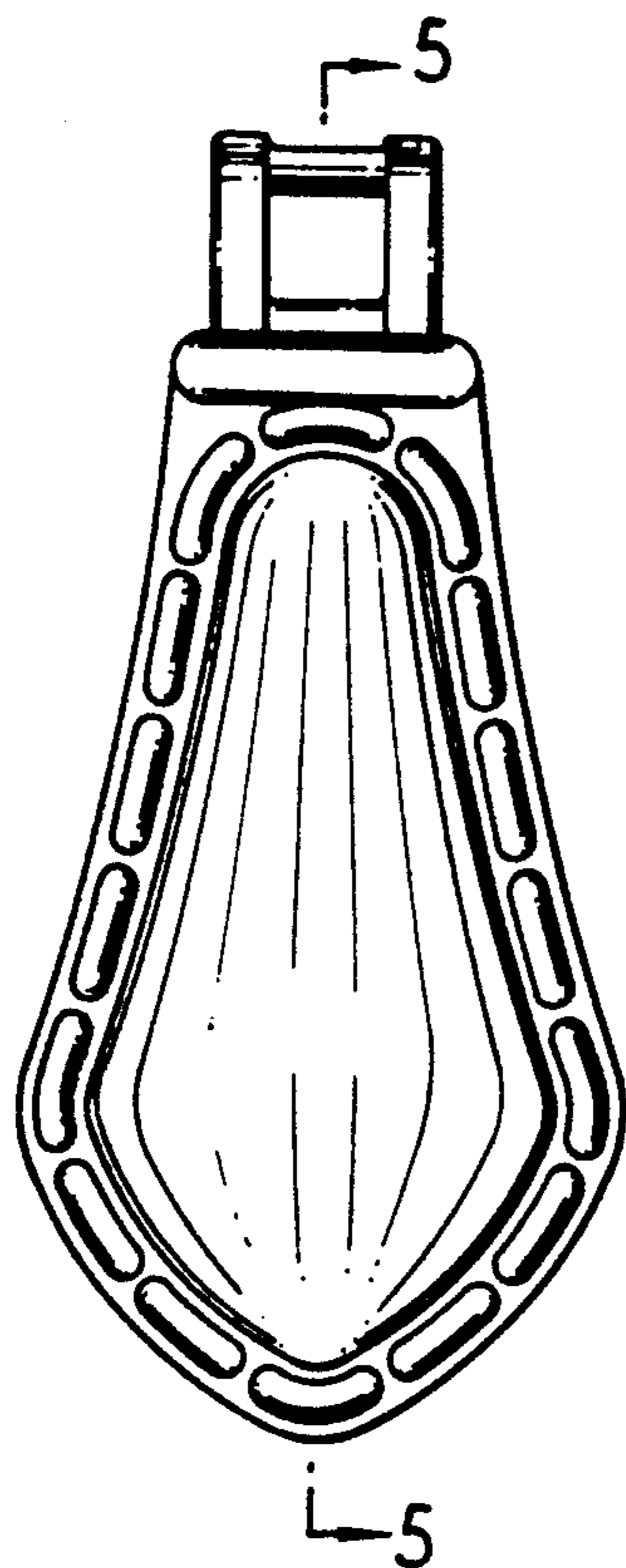


FIG. 4



FIG. 2




FIG. 3

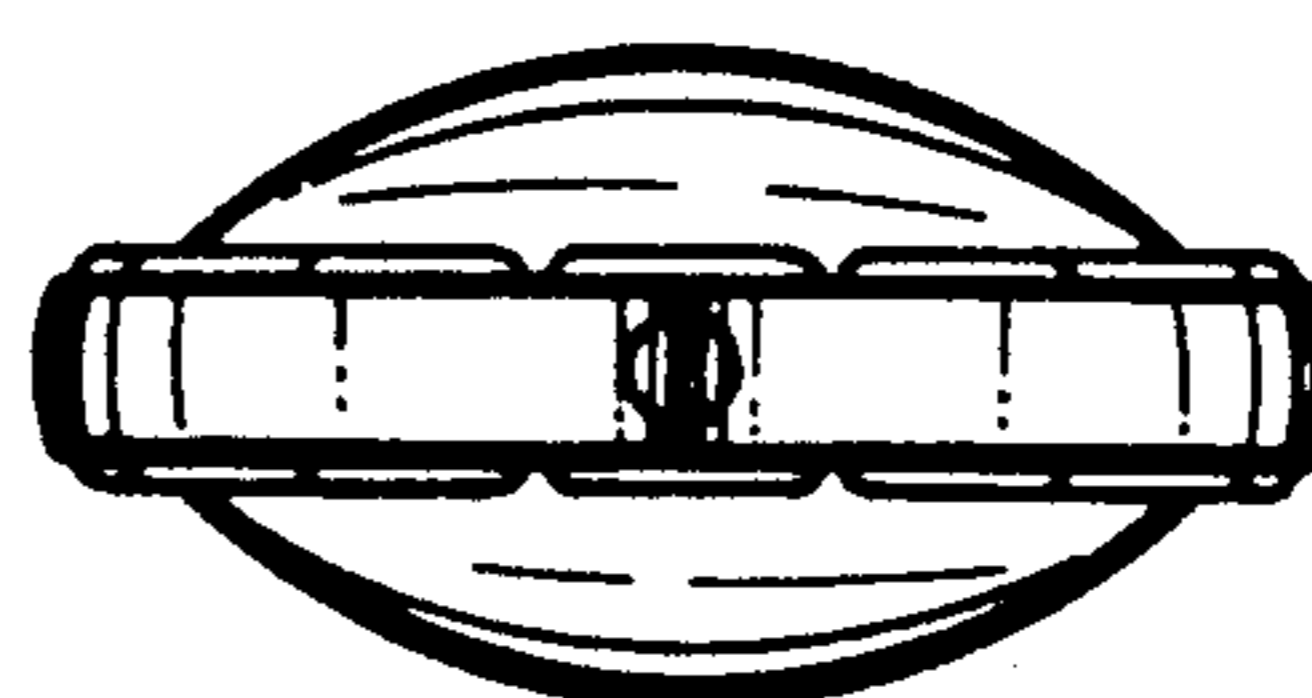


FIG. 5




FIG. 6

