

[54] TAXIMETER

[75] Inventors: Alfons Heimbürger, Niedereschach;  
Heinz-Josef Hautvast, Brigachtal,  
both of Fed. Rep. of Germany

[73] Assignee: Mannesmann Kienzle GmbH

[\*\*] Term: 14 Years

[21] Appl. No.: 372,035

[22] Filed: Jun. 27, 1989

[52] U.S. Cl. .... D10/97; D10/40

[58] Field of Search ..... D10/97-98,  
D10/103, 15, 40; 235/30 A, 45; 364/467

[56] References Cited

U.S. PATENT DOCUMENTS

D. 269,328	6/1983	Cheung	.....	D10/15
D. 293,557	1/1988	Bartholomä	.....	D10/15 X
D. 314,717	2/1991	Rosenblad	.....	D10/40 X
3,809,312	5/1974	Warwick	.....	235/30 A X
3,860,807	1/1975	Fichter	.....	364/467

4,056,709	11/1977	Scholl	.....	235/45 X
4,209,688	6/1980	Kelch	.....	235/30 R X
4,482,965	11/1984	Takeishi	.....	235/45 X
4,574,189	3/1986	Adams	.....	235/45 X
4,578,760	3/1986	Adams	.....	364/467

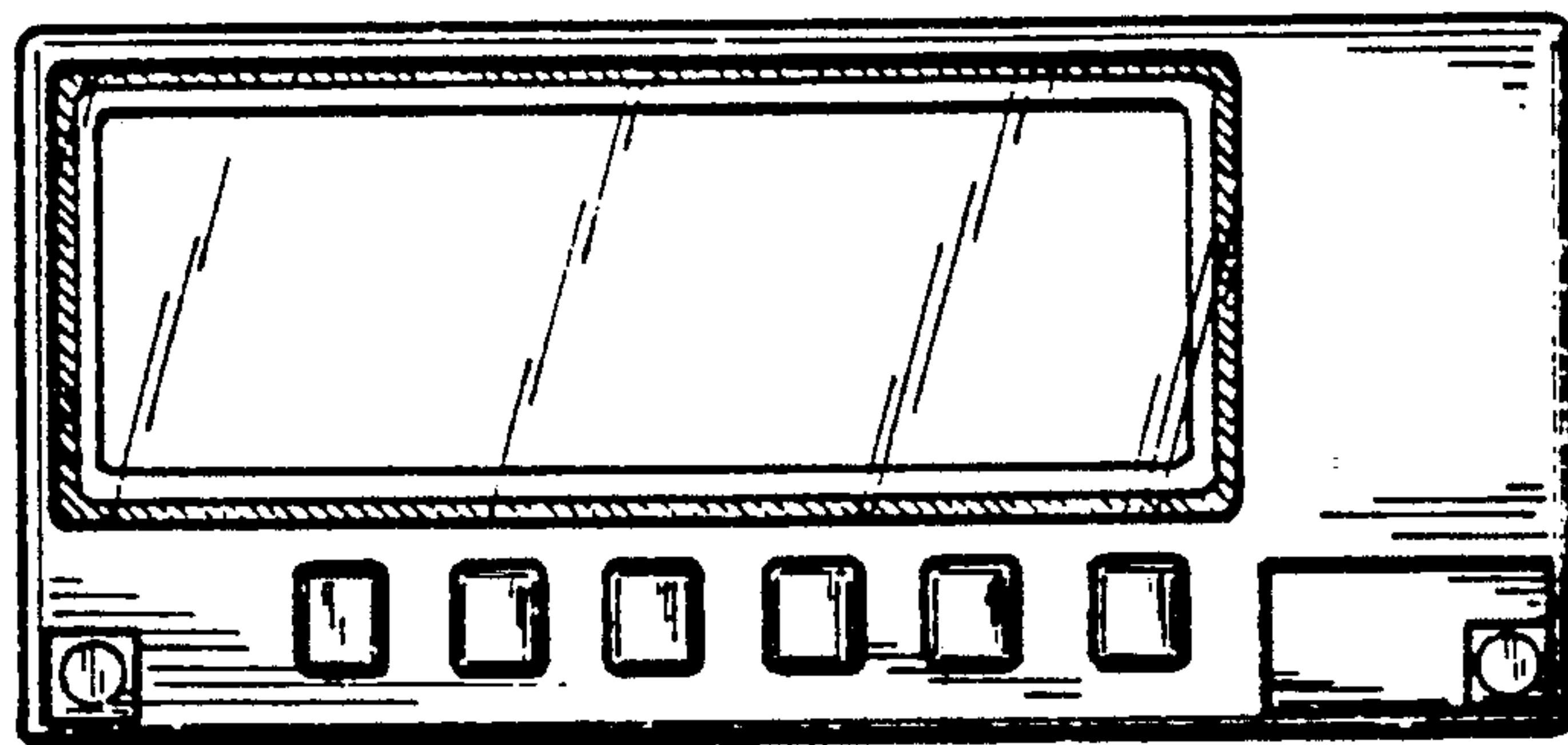
Primary Examiner—Nelson C. Holtje  
Attorney, Agent, or Firm—Toren, McGeady &  
Associates

[57] CLAIM

The ornamental design for a taximeter, as shown.

DESCRIPTION

FIG. 1 is a front elevational view of a taximeter showing my new design;  
FIG. 2 is a top plan view thereof;  
FIG. 3 is a bottom plan view thereof;  
FIG. 4 is a right side elevational view thereof; the left side being a mirror image; and  
FIG. 5 is a rear and top-right perspective view of another embodiment of my new design of FIGS. 1-4 wherein a support bracket has been substituted for the otherwise substantially plain back surface.






FIG. 2




FIG. 1

FIG. 4




FIG. 3




FIG. 5

