

[54] EYEGGLASS DISPLAY RACK

[76] Inventor: Carlos A. Khantzis, 4737 Galendo St., Woodland Hills, Calif. 91364

[*] Notice: The portion of the term of this patent subsequent to Nov. 12, 2005 has been disclaimed.

[**] Term: 14 Years

[21] Appl. No.: 255,408

[22] Filed: Oct. 11, 1988

[52] U.S. Cl. D6/468; D6/474; D20/41

[58] Field of Search D20/10, 41, 43; D6/462, D6/460, 459, 455, 468, 474, 317, 320, 327, 328; 211/126, 128, 74, 133, 87, 88, 13; 248/302, 902; 40/124, 124.1, 124.2; D16/129

[56] References Cited

U.S. PATENT DOCUMENTS

- D. 169,058 3/1953 Cohn D6/474
- D. 221,617 8/1971 D'Elia D20/43
- D. 253,141 10/1979 Gordon D6/468

- 1,492,113 4/1924 Welsh 211/13 X
- 2,713,947 7/1955 Foster 248/902 X
- 3,195,731 7/1965 Bomar, Jr. 211/13
- 3,519,138 7/1970 Murray 248/902 X
- 4,204,602 5/1980 Dunchock 211/13
- 4,787,520 11/1988 Pearson 211/13

Primary Examiner—Bruce W. Dunkins
Assistant Examiner—Jeffrey Asch
Attorney, Agent, or Firm—Thomas I. Rozsa

[57] CLAIM

The ornamental design for a eyeglass display rack, as shown and described.

DESCRIPTION

FIG. 1 is a perspective view of an eyeglass display rack, showing my new design;
FIG. 2 is a side elevational view, the opposite side being a mirror image thereof;
FIG. 3 is a front elevational view;
FIG. 4 is a rear elevational view;
FIG. 5 is a top plan view;
FIG. 6 is a bottom plan view.
FIGS. 2-6 have been drawn on a reduced scale with respect to FIG. 1.

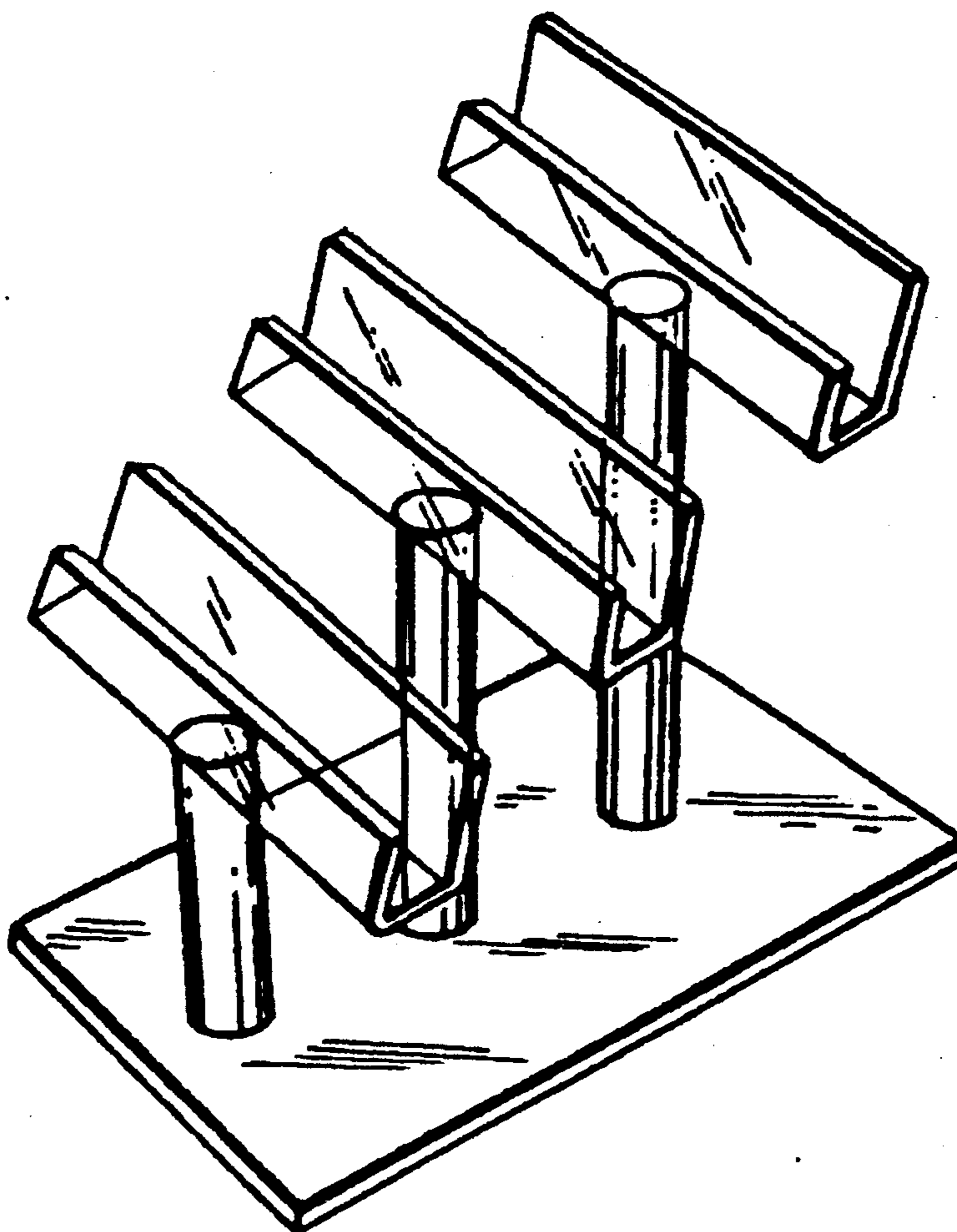


Fig. 1.




Fig. 2.




Fig. 3.

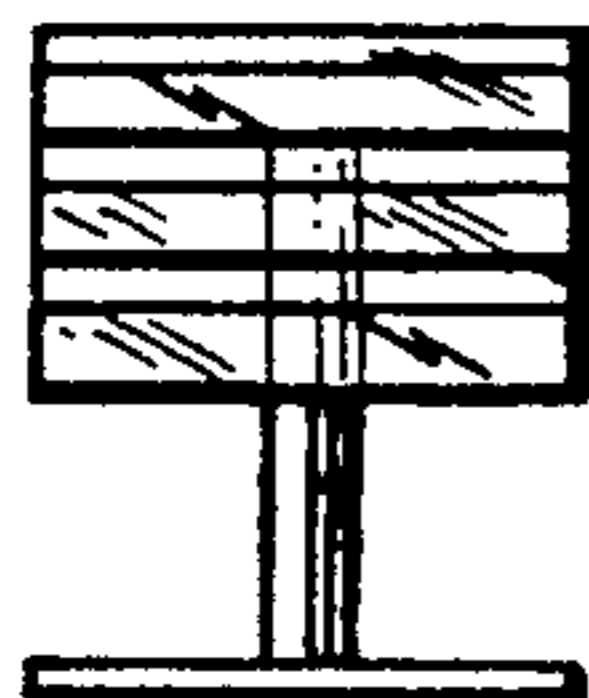


Fig. 4.

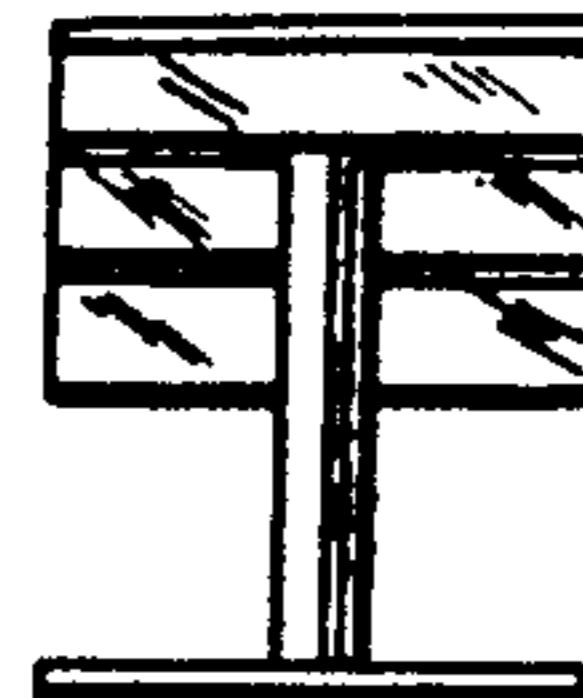


Fig. 5.




Fig. 6.

