

[54] SKI CARRIER

[76] Inventor: John G. Wirth, R.D. #2, Box 128, Cochranville, Pa. 19330

[\*\*] Term: 14 Years

[21] Appl. No.: 574,939

[22] Filed: Aug. 30, 1990

[52] U.S. Cl. .... D3/36; D3/37

[58] Field of Search ..... D3/36, 37, 38, 76, 39; D99/1, 2, 3, 4, 5, 6, 7, 8, 9, 10, 11, 12, 339; 224/292, 917, 252, 257, 328, 913, 915, 918; 206/315.11, 446, 315.1, 315.9; 211/60.1, 64, 70.5; 383/6; D9/339

[56] References Cited

U.S. PATENT DOCUMENTS

- D. 50,880 6/1917 Smith ..... D99/1
- D. 230,378 2/1974 Eisenberg ..... D3/36
- 2,008,759 7/1935 Howard ..... 224/202

- 2,729,913 9/1953 Holwerda ..... 224/252
- 3,337,028 8/1967 Glavan ..... 206/315.11
- 3,921,871 11/1975 Heil ..... 224/917 X
- 4,084,735 4/1978 Kappas ..... 211/70.5 X
- 4,643,302 2/1987 Baumgardner ..... 206/315.11

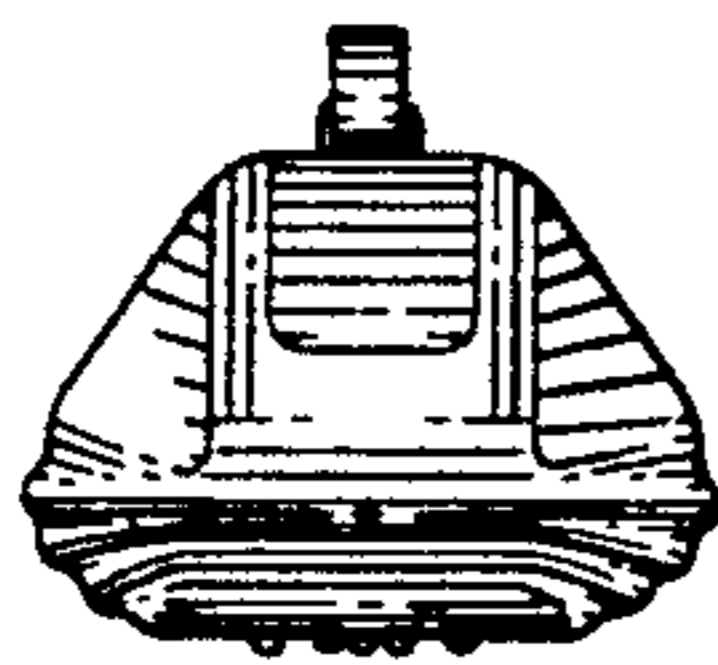
Primary Examiner—Louis S. Zarfaz  
Assistant Examiner—M. N. Pandozzi  
Attorney, Agent, or Firm—Connolly & Hutz

[57] CLAIM

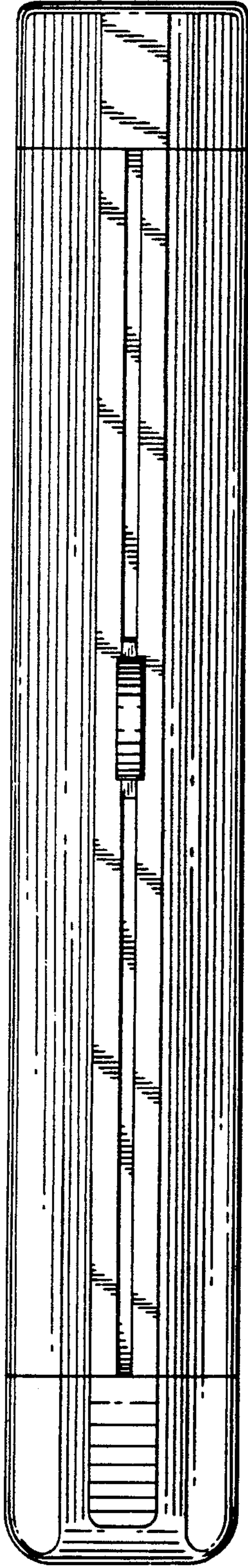
The ornamental design for a ski carrier, as shown and described.

DESCRIPTION

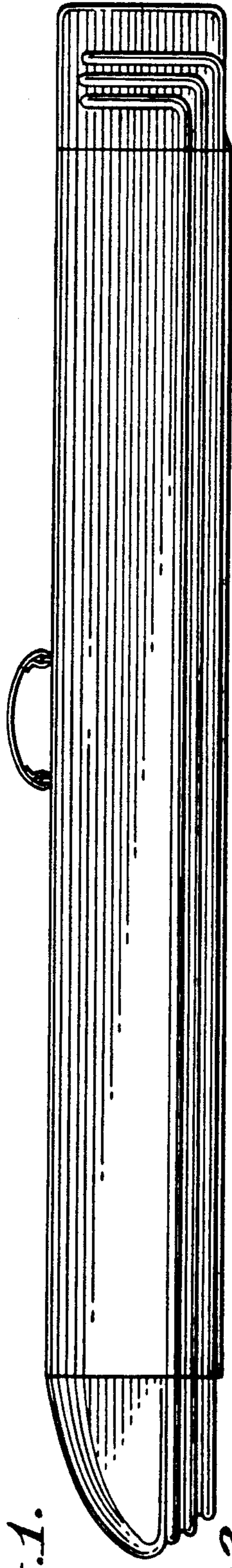
FIG. 1 is a left side elevational view of a ski carrier showing my new design with the right side being a mirror image thereof;  
FIG. 2 is a top plan view thereof;  
FIG. 3 is a bottom plan view thereof;  
FIG. 4 is a front elevational view thereof; and  
FIG. 5 is a rear elevational view thereof.




*Fig. 2.*



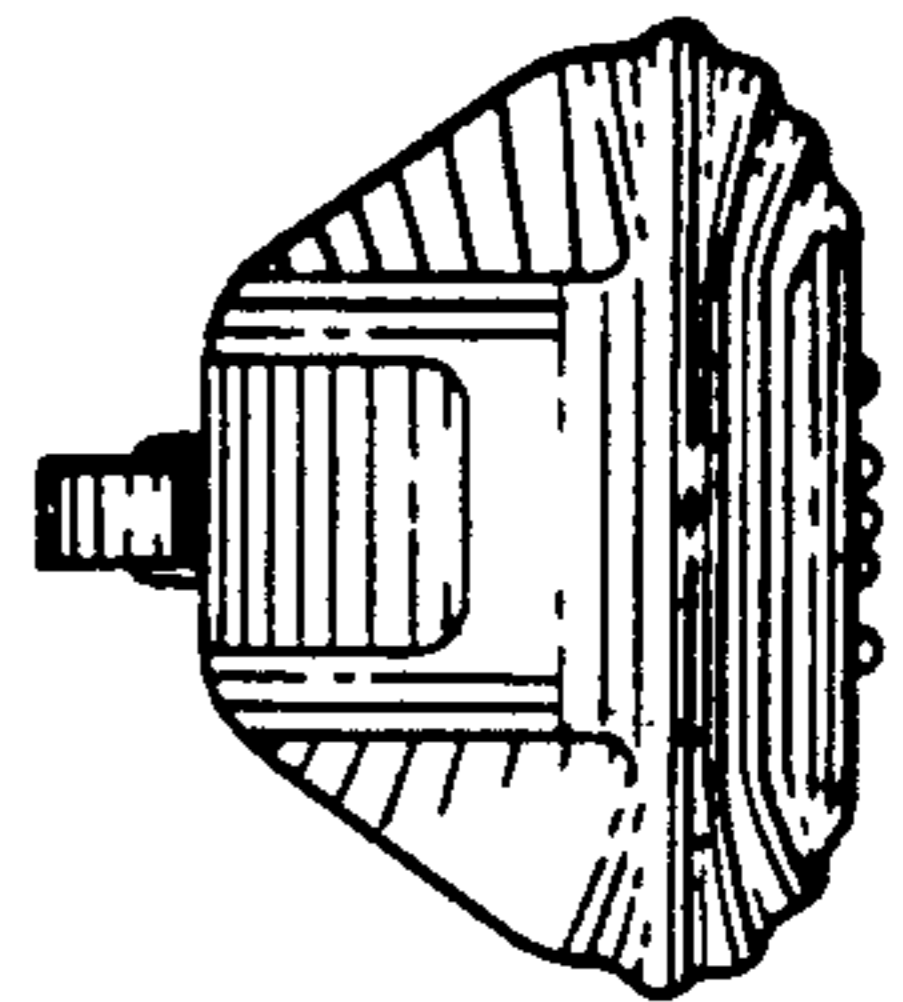
*Fig. 1.*



*Fig. 3.*



*Fig. 4.*



*Fig. 5.*

