

[54] **UMBRELLA HANDLE**
 [75] **Inventor: Ann S. Cain, Cincinnati, Ohio**
 [73] **Assignee: 'Totes', Incorporated, Loveland, Ohio**
 [**] **Term: 14 Years**
 [21] **Appl. No.: 582,548**
 [22] **Filed: Sep. 14, 1990**

D. 296,265 6/1988 Allen D3/12

Primary Examiner—Louis S. Zarfes
Attorney, Agent, or Firm—Wood, Herron & Evans

[57] **CLAIM**

The ornamental design for an umbrella handle, as shown and described.

DESCRIPTION

FIG. 1 is a front elevational view of an umbrella handle showing my new design;
 FIG. 2 is a side elevational view of the embodiment shown in FIG. 1, a side view of the other side being a mirror image thereof;
 FIG. 3 is a rear elevational view of the embodiment shown in FIG. 1;
 FIG. 4 is a bottom plan view of the embodiment shown in FIG. 1;
 FIG. 5 is a top plan view of the embodiment shown in FIG. 1;
 FIG. 6 is a front elevational view of an umbrella handle showing a second embodiment of my new design;
 FIG. 7 is a side elevational view of the embodiment shown in FIG. 6, a side view of the other side being a mirror image thereof; and
 FIG. 8 is a rear elevational view of the embodiment shown in FIG. 6, the top plan and bottom plan views of the embodiment shown in FIGS. 6-8 being the same as shown in FIGS. 4 and 5.


Related U.S. Application Data

[63] Continuation-in-part of Ser. No. 485,731, Feb. 27, 1990.
 [52] **U.S. Cl. D3/12**
 [58] **Field of Search D3/3-17;**
 D26/38; 362/102; 135/16, 17, 19.5, 20 R, 20 B, 20 M, 22-24, 25 R, 65, 66, 70 R, 72, 76-81

References Cited

U.S. PATENT DOCUMENTS

D. 273,815	5/1984	Allen	D3/12
D. 287,192	12/1986	Cain	D3/12
D. 287,543	1/1987	Cain	D3/12
D. 290,547	6/1987	Cain	D3/12
D. 291,260	8/1987	Cain	D3/12
D. 292,042	9/1987	Selig	D3/10
D. 292,642	11/1987	Selig	D3/12
D. 296,264	6/1988	Selig	D3/12



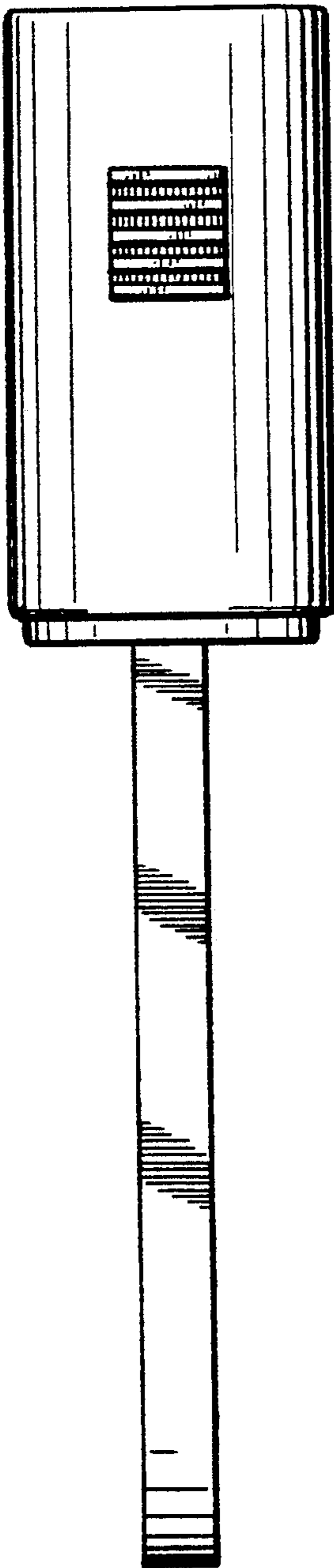


FIG. 1

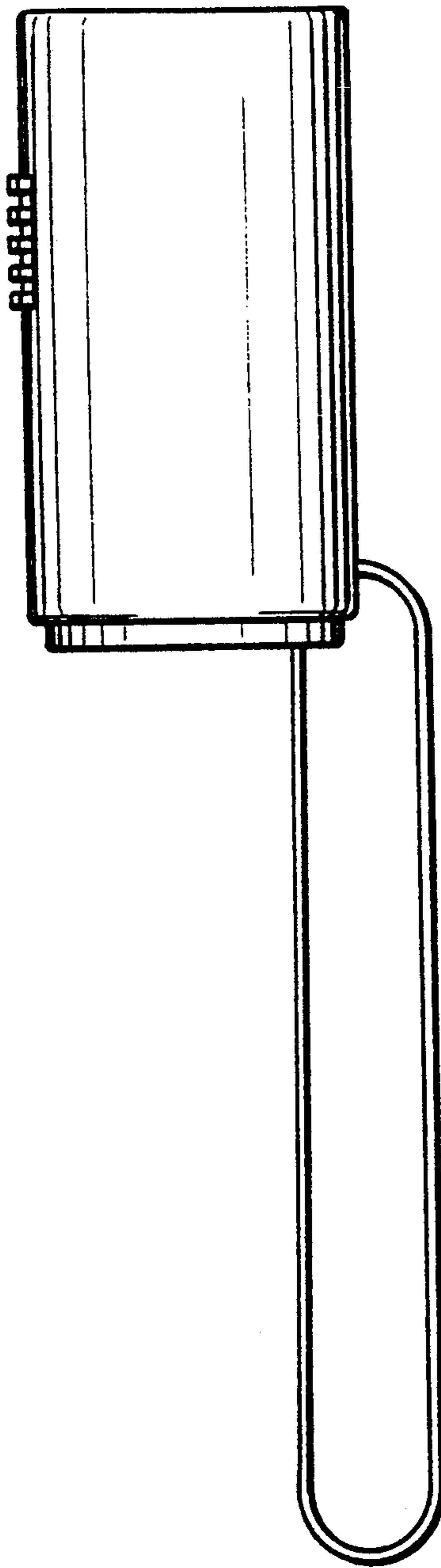


FIG. 2

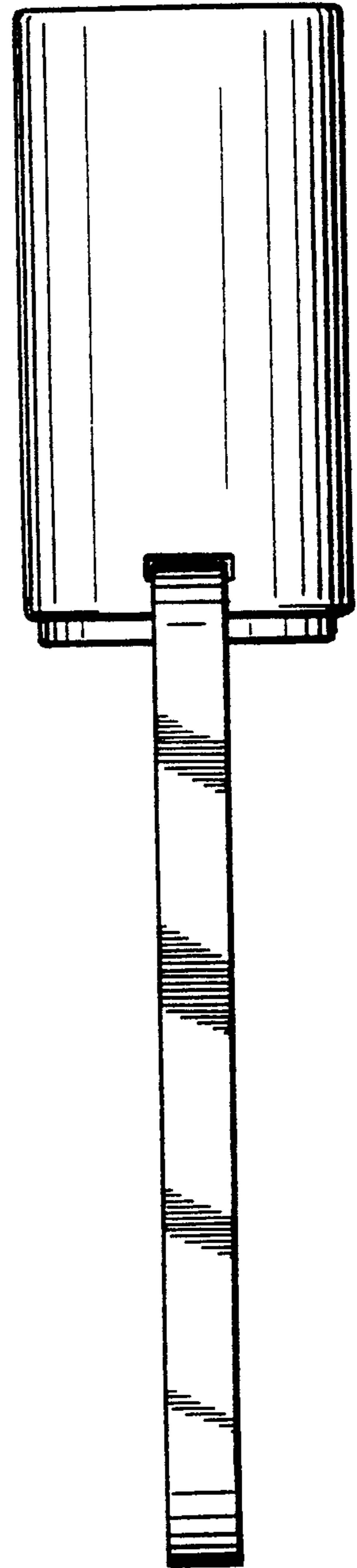


FIG. 3

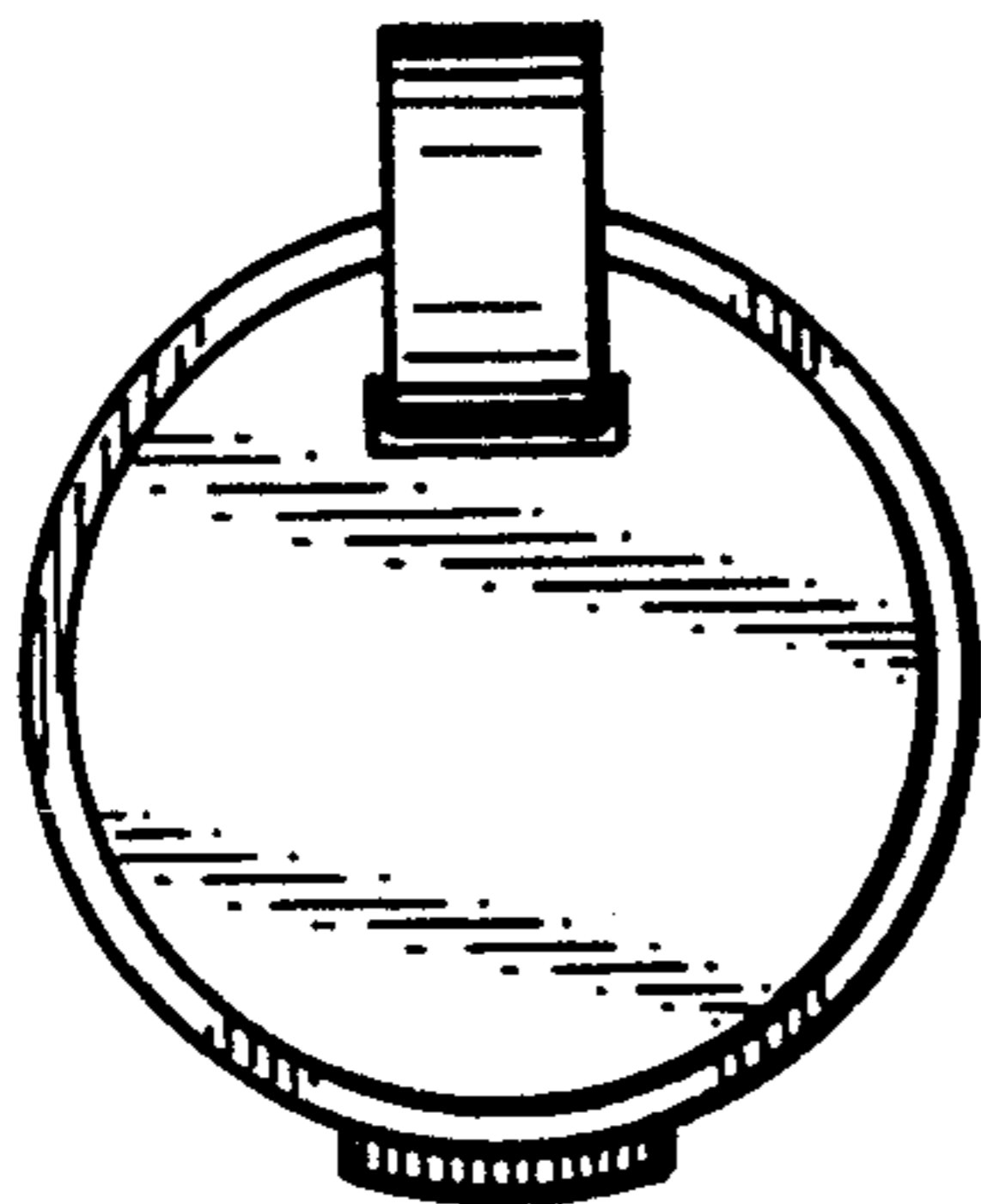


FIG. 4




FIG. 5

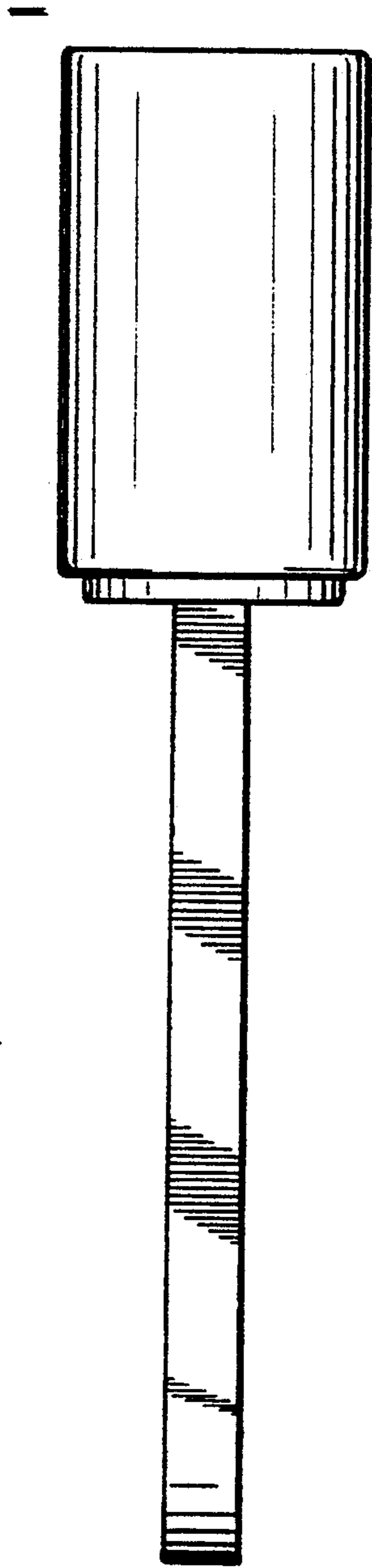


FIG. 6




FIG. 7

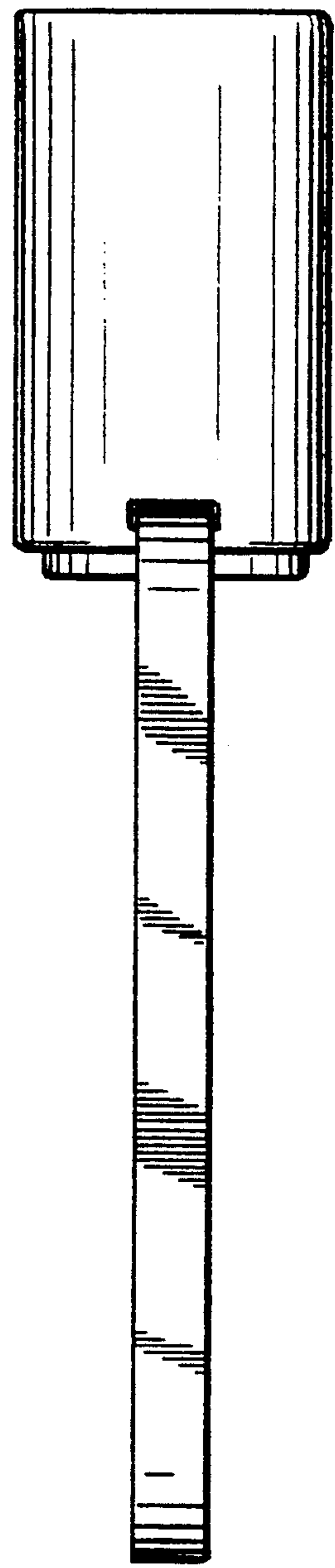


FIG. 8