

[54] STORAGE BATTERY FOR ELECTRIC TOOLS

[75] Inventors: Masakazu Sakamoto; Naoki Kikuchi, both of Tokyo; Noboru Nakanishi, Hiroshima, all of Japan

[73] Assignee: Ryobi Ltd., Hiroshima, Japan

[**] Term: 14 Years

[21] Appl. No.: 443,410

[22] Filed: Nov. 30, 1989

[30] Foreign Application Priority Data

Jun. 2, 1989 [JP] Japan 1-20588

[52] U.S. Cl. D13/108

[58] Field of Search D13/103, 184, 199; D14/137; 320/2, 3, 4; 455/127, 346; 429/96-100, 121, 123, 159, 176, 178

[56] References Cited

U.S. PATENT DOCUMENTS

- D. 304,822 1/1989 Fushiya et al. D13/103
- D. 306,573 3/1990 Schultz D13/103
- D. 306,574 3/1990 Schultz D13/103
- D. 313,391 1/1991 Pudwill D13/103

- 4,447,749 5/1984 Reeb, Jr. et al. 320/2 X
- 4,751,452 6/1988 Kilmer et al. 320/2
- 4,829,226 5/1989 Nakamura et al. 320/2 X
- 4,835,410 5/1989 Bhagwat et al. 320/2 X

FOREIGN PATENT DOCUMENTS

733057 1/1988 Japan .

Primary Examiner—Susan J. Lucas
Assistant Examiner—J. Sincavage
Attorney, Agent, or Firm—Sughrue, Mion, Zinn, Macpeak & Seas

[57] CLAIM

The ornamental design for a storage battery for electric tools, as shown.

DESCRIPTION

FIG. 1 is a rear, bottom and left side perspective view of a storage battery for electric tools showing our new design;
FIG. 2 is a front elevational view thereof;
FIG. 3 is a right side elevational view thereof;
FIG. 4 is a rear elevational view thereof;
FIG. 5 is a left side elevational view thereof;
FIG. 6 is a top plan view thereof; and
FIG. 7 is a bottom view thereof.




FIG. 1




FIG. 2

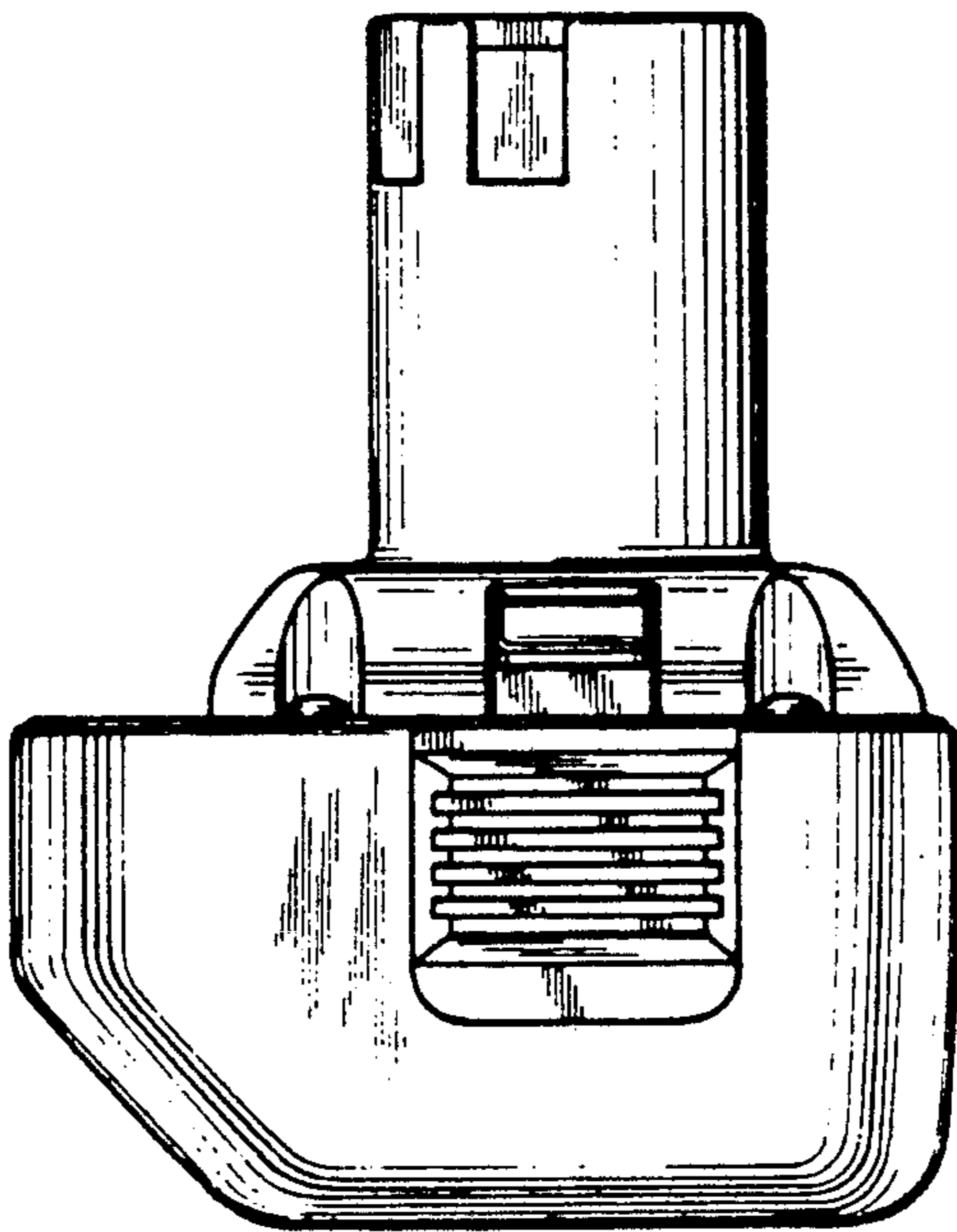


FIG. 3

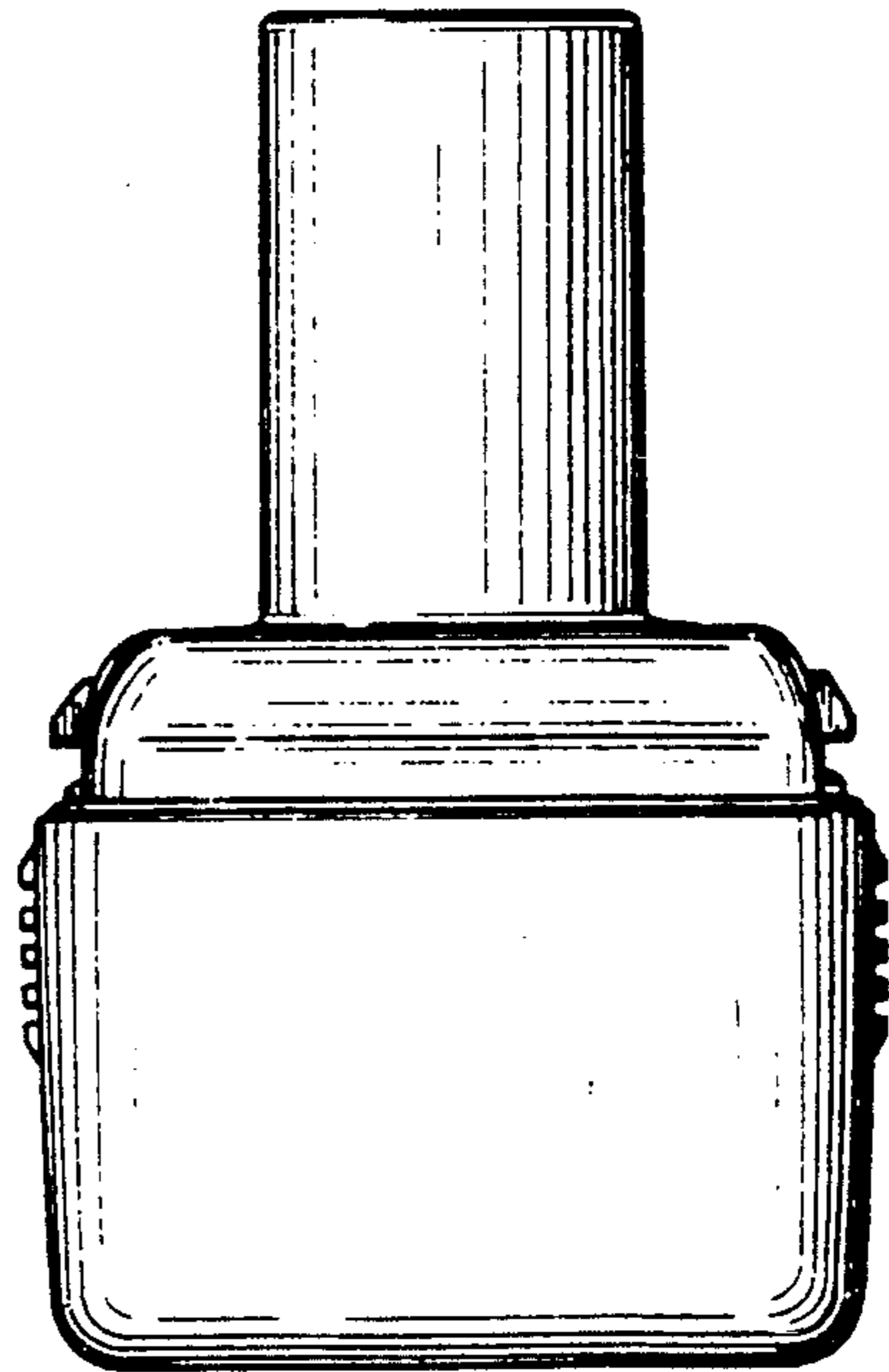


FIG. 4

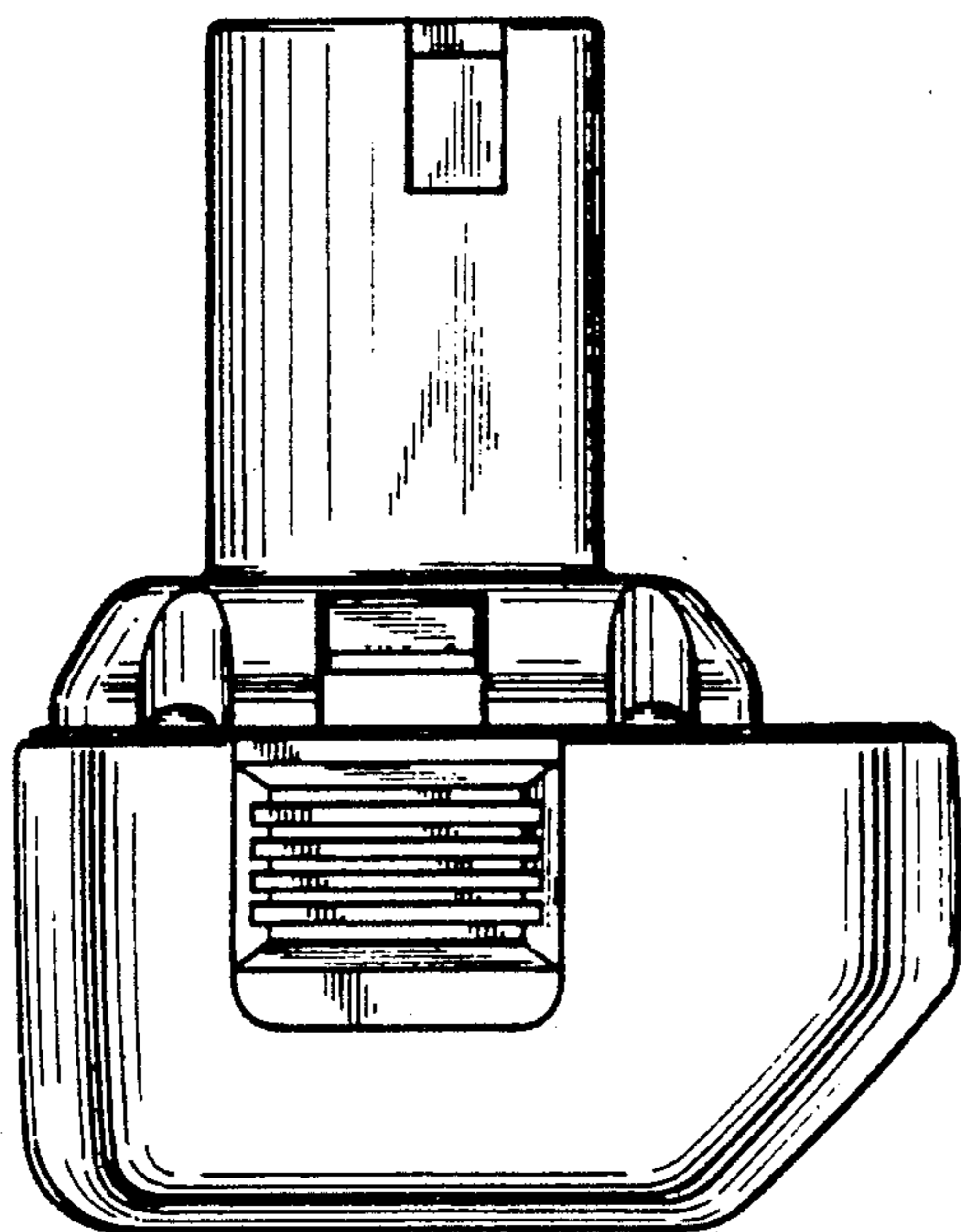


FIG. 5




FIG. 6

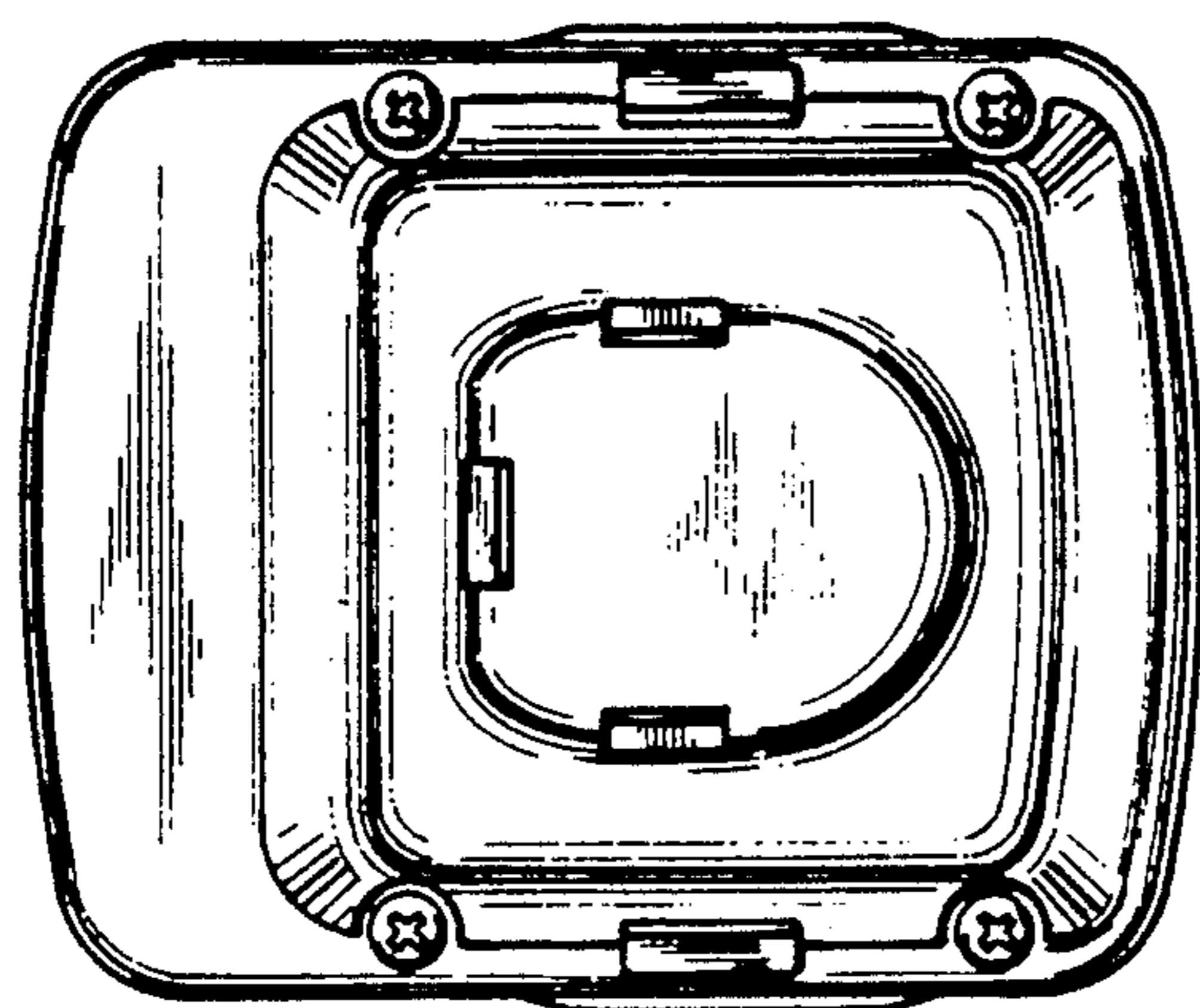


FIG. 7

