

[54] TREAD SURFACE AND PERIPHERY OF A FOOTWEAR UNIT SOLE

[75] Inventor: Arnold S. Austin, Brookfield, Mass.

[73] Assignee: Quabaug Corporation, North Brookfield, Mass.

[\*] Notice: The portion of the term of this patent subsequent to Jun. 5, 2004 has been disclaimed.

[\*\*] Term: 14 Years

[21] Appl. No.: 328,692

[22] Filed: Mar. 27, 1989

[52] U.S. Cl. .... D2/320

[58] Field of Search ..... D2/264, 265, 274, 308-314, D2/317-321; 36/25 R, 28, 29, 30 R, 32 R, 43, 59 R, 59 C, 80, 83, 102, 103, 112-114, 132, 136

[56] References Cited

U.S. PATENT DOCUMENTS

D. 126,599 4/1941 Cox et al. .... D2/320

D. 259,823 7/1981 Greenlee ..... D2/320  
D. 266,287 9/1982 Blissett et al. .... D2/320  
D. 308,286 6/1990 Austin ..... D2/320

OTHER PUBLICATIONS

Boot and Shoe Recorder, 1/15/58, p. 87—sole at top center.

Primary Examiner—Louis S. Zarfaz  
Attorney, Agent, or Firm—Samuels, Gauthier & Stevens

[57] CLAIM

The ornamental design for a tread surface and periphery of a footwear unit sole, as shown and described.

DESCRIPTION

FIG. 1 is a bottom plan view of a tread surface and periphery of a footwear unit sole showing my new design;  
FIG. 2 is a right side elevational view;  
FIG. 3 is a left elevational view;  
FIG. 4 is a front elevational view;  
FIG. 5 is a rear edge elevational view; and  
FIG. 6 is a cross-sectional view taken along line 6—6 in FIG. 1.

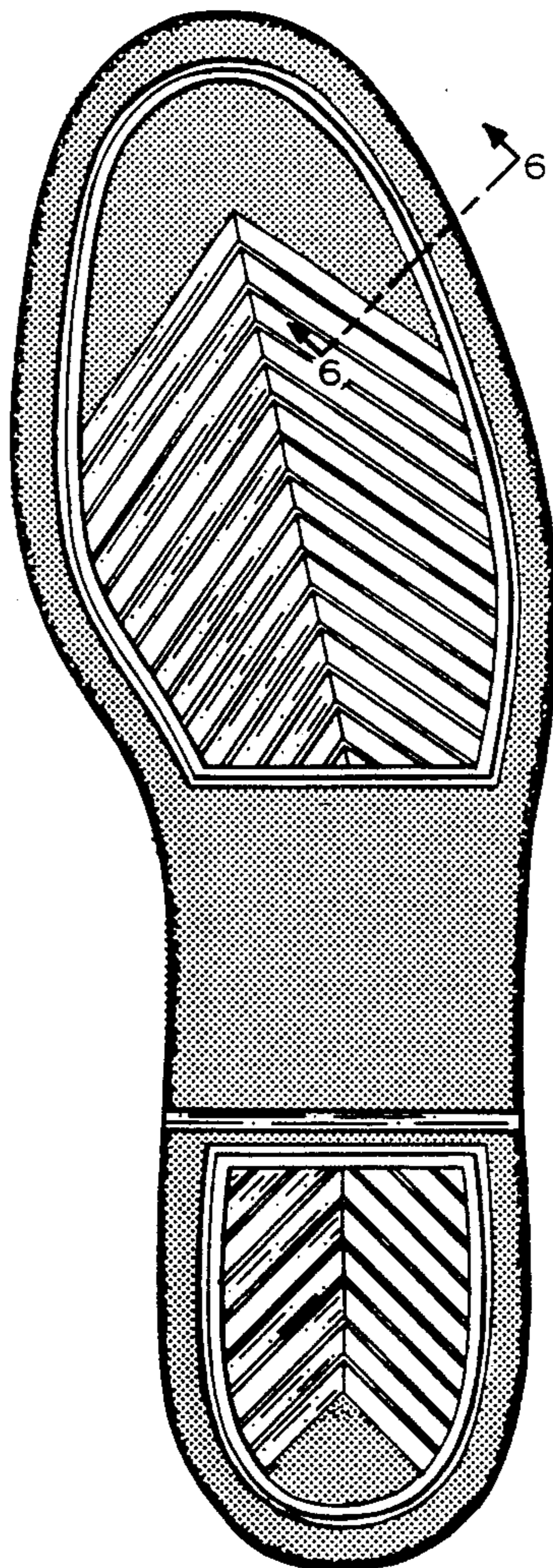




FIG. 4

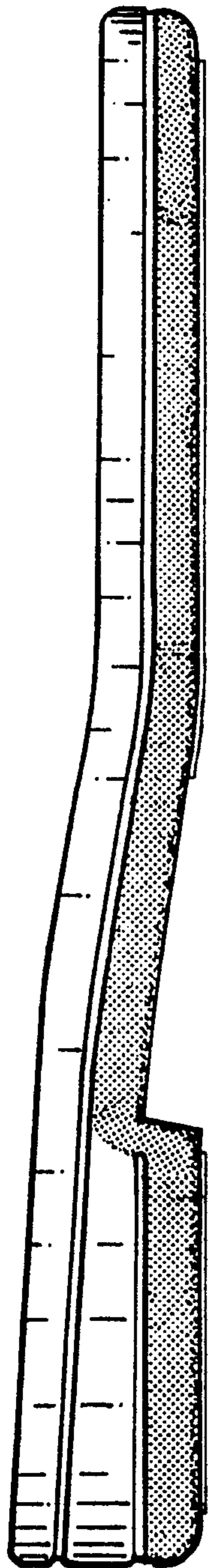


FIG. 2

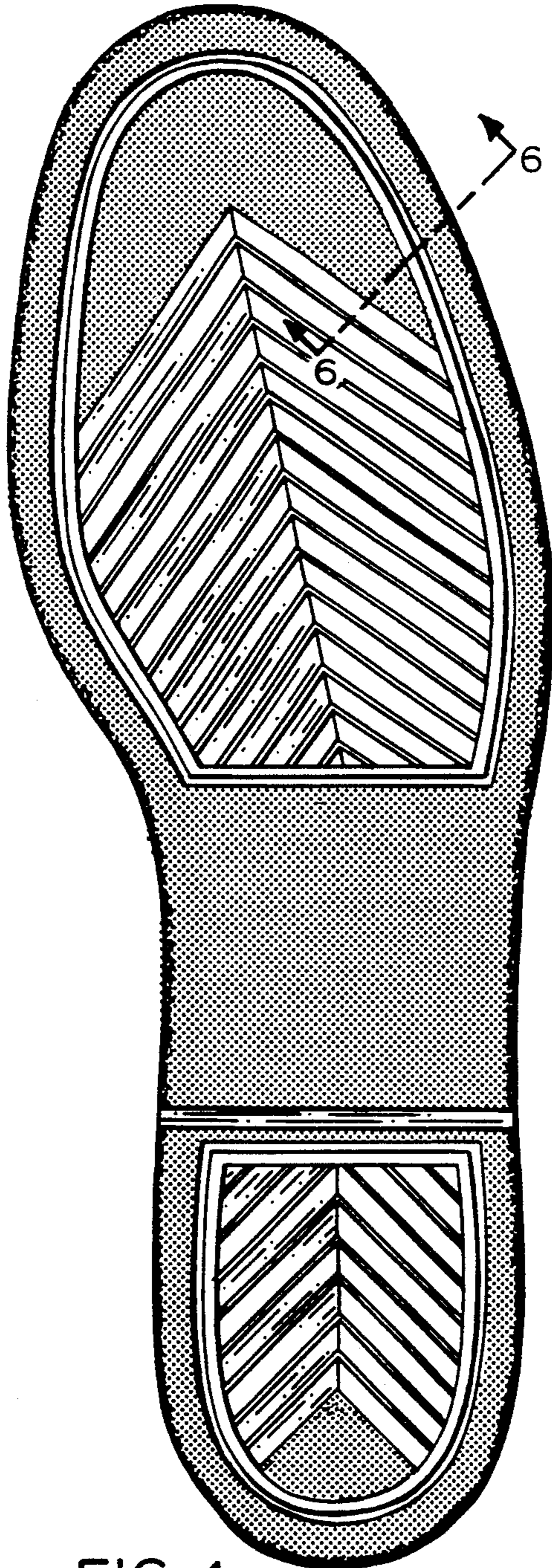


FIG. 1

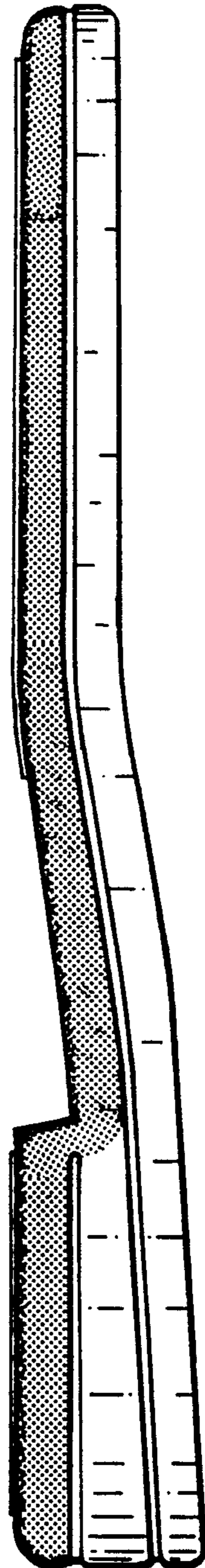


FIG. 3

FIG. 5

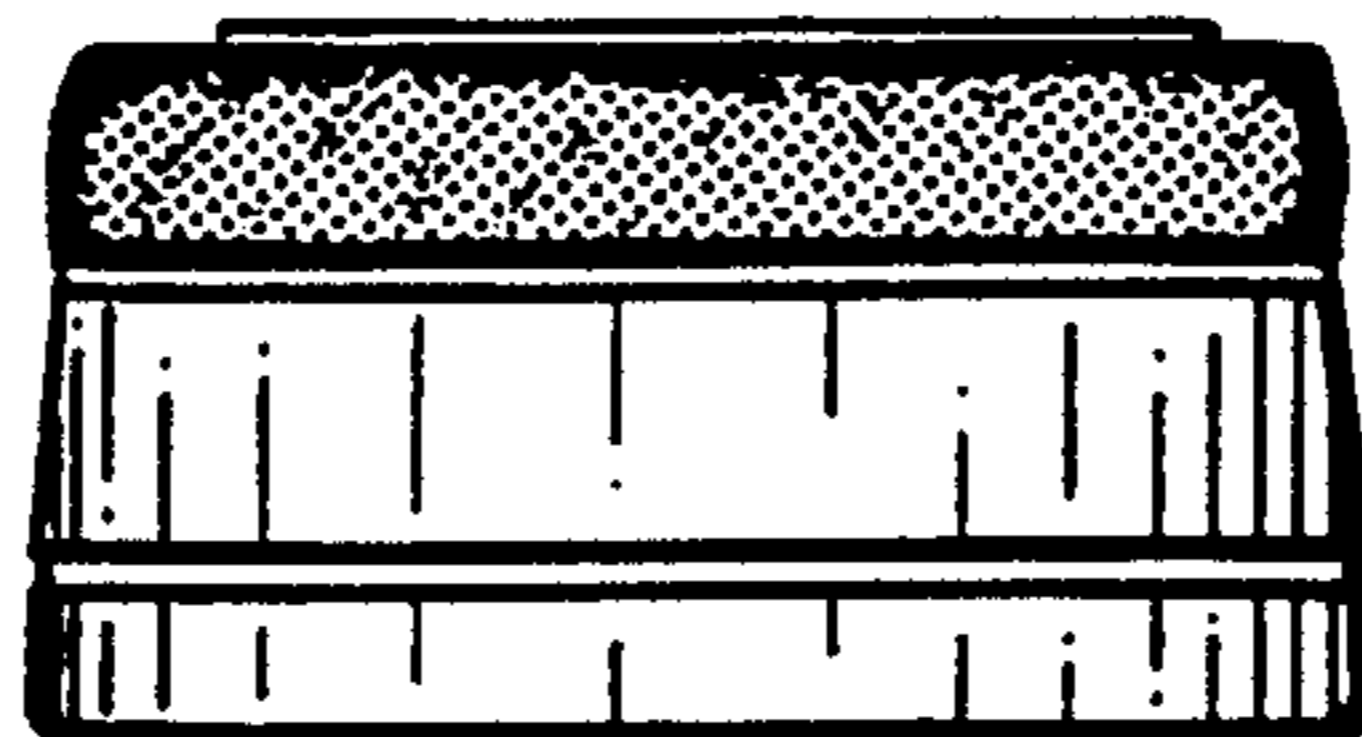


FIG. 6