

[54] BATH TUB

[76] Inventor: Jean-Claude Delepine, 23, rue Clapeyron, 75008 Paris, France

[**] Term: 14 Years

[21] Appl. No.: 458,825

[22] Filed: Dec. 29, 1989

[30] Foreign Application Priority Data

Aug. 14, 1989 [XH] Hague DM/014356

[52] U.S. Cl. D23/281

[58] Field of Search D23/270-283, D23/303-307; 4/513, 538-544; 571/546, 555; 579/559; 589/584, 590; D24/204, 205

[56] References Cited

U.S. PATENT DOCUMENTS

- D. 214,270 5/1969 Bonsack D23/55
D. 225,225 11/1972 Russell D23/279
D. 234,547 3/1975 Nicollet D83/1 C
D. 237,183 10/1975 Bonsack D23/281
D. 237,616 11/1975 Gordon D23/277
D. 240,084 5/1976 Melchior D23/55 X
D. 241,643 9/1976 Bonsack D23/55
D. 250,828 1/1979 Clement D23/55
D. 250,829 1/1979 Clement D23/55
D. 250,830 1/1979 Clement D23/55
D. 250,962 1/1979 Bonsack D23/55
D. 253,124 10/1979 Primault D23/277
D. 253,367 11/1979 Weaver D23/55
D. 254,387 3/1980 Ogden D23/55
D. 260,288 8/1981 D'Innocente et al. D24/38
D. 260,429 8/1981 Myers D24/38
D. 264,505 5/1982 Reineman D24/38
D. 267,198 12/1982 Huguet D24/38
D. 267,271 12/1982 Kingsley et al. D24/38

- D. 271,522 11/1983 Wiley D24/38
D. 274,835 7/1984 Gruber D23/55
D. 276,362 11/1984 Griffiths D23/281
D. 277,985 3/1985 Kingsley D24/38
D. 284,890 7/1986 Delepine D24/38
D. 286,811 11/1986 Diamond D23/55
D. 287,620 1/1987 Delepine D24/38
D. 290,390 6/1987 Diamond D23/69
D. 290,995 7/1987 Diamond D23/69
1,284,171 11/1918 Barnhart .
1,315,643 9/1919 Schwartz .
1,940,514 12/1933 Steinkamp 4/590
1,962,076 10/1933 Jadcowski 4/173
2,529,568 11/1950 O'Hara 4/173
2,569,825 10/1951 Otis 5/590
4,339,833 7/1982 Mandell 4/542
4,466,141 8/1984 Starkey 4/488

FOREIGN PATENT DOCUMENTS

418820 3/1947 Italy 4/584

Primary Examiner—Susan J. Lucas

Attorney, Agent, or Firm—Fisher, Christen & Sabol

[57] CLAIM

The ornamental design for the bath tub, as shown and described.

DESCRIPTION

- FIG. 1 is a top plan view of a bath tub showing my new design;
FIG. 2 is a side elevational view thereof, the opposite side being a mirror image;
FIG. 3 is a rear elevational view thereof;
FIG. 4 is a front elevational view thereof;
FIG. 5 is a cross-sectional view as taken along line 5—5 of FIG. 1;
FIG. 6 is a bottom plan view thereof;
FIG. 7 is a top perspective view thereof.

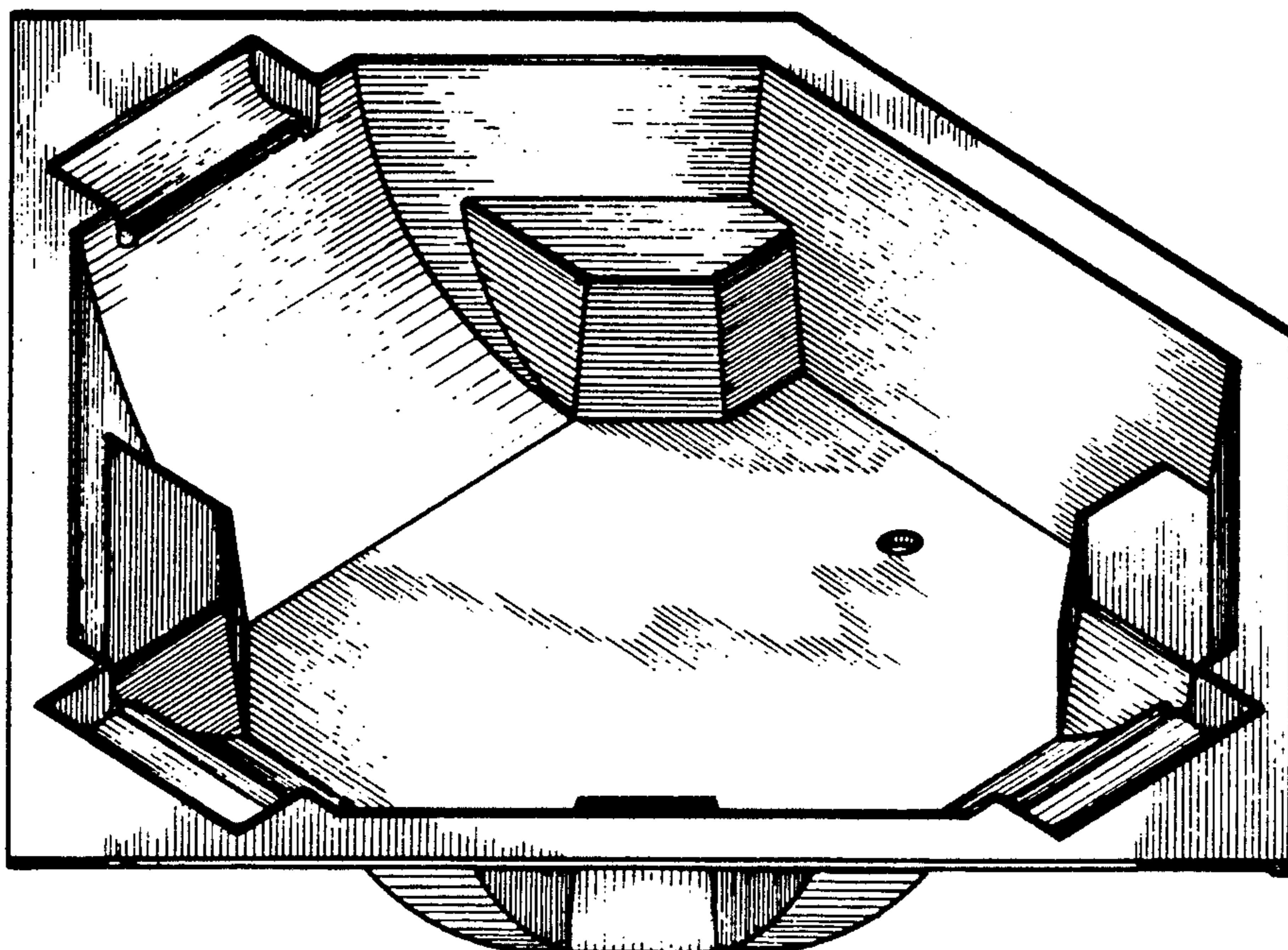


FIG. 1

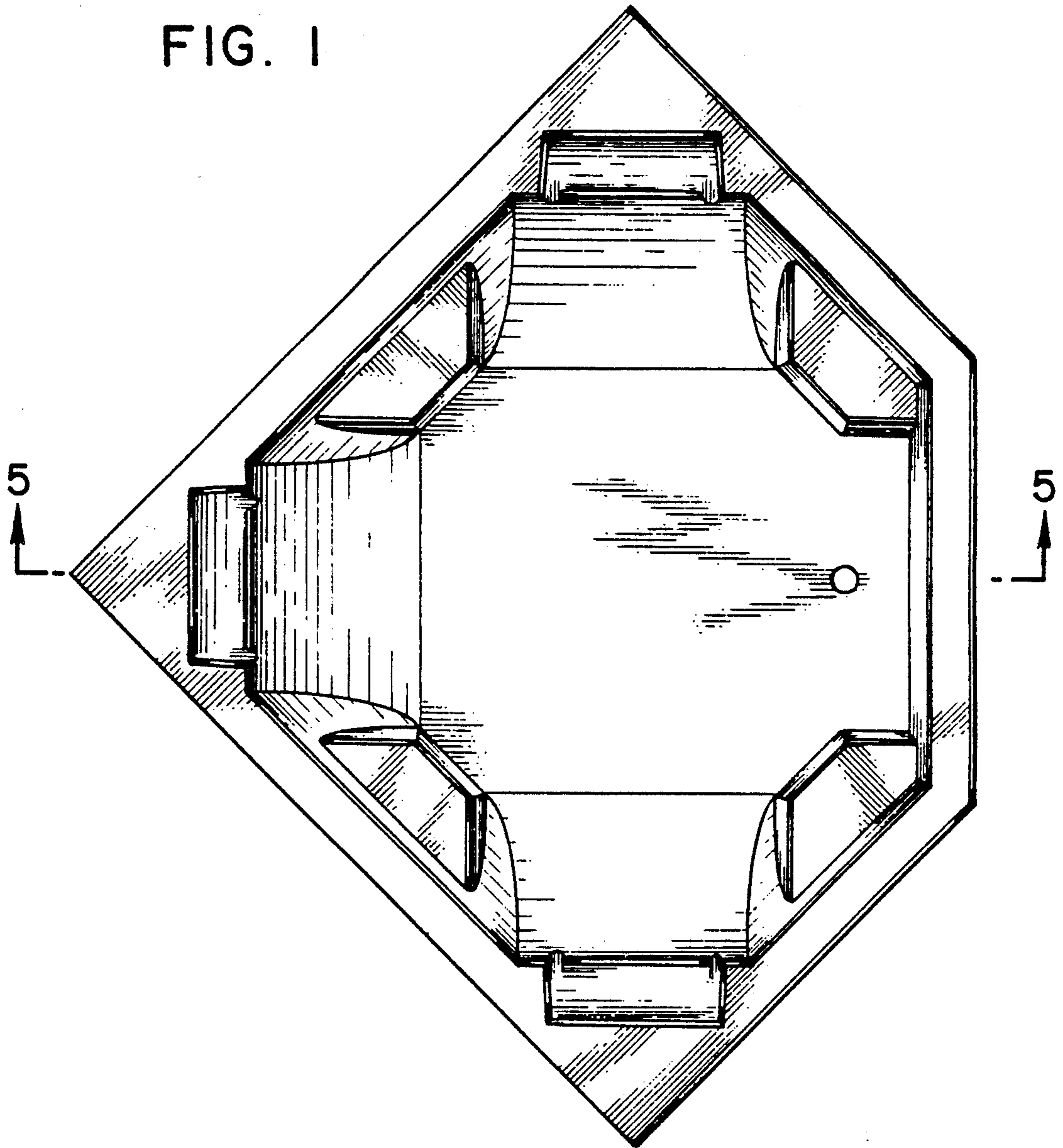


FIG. 2

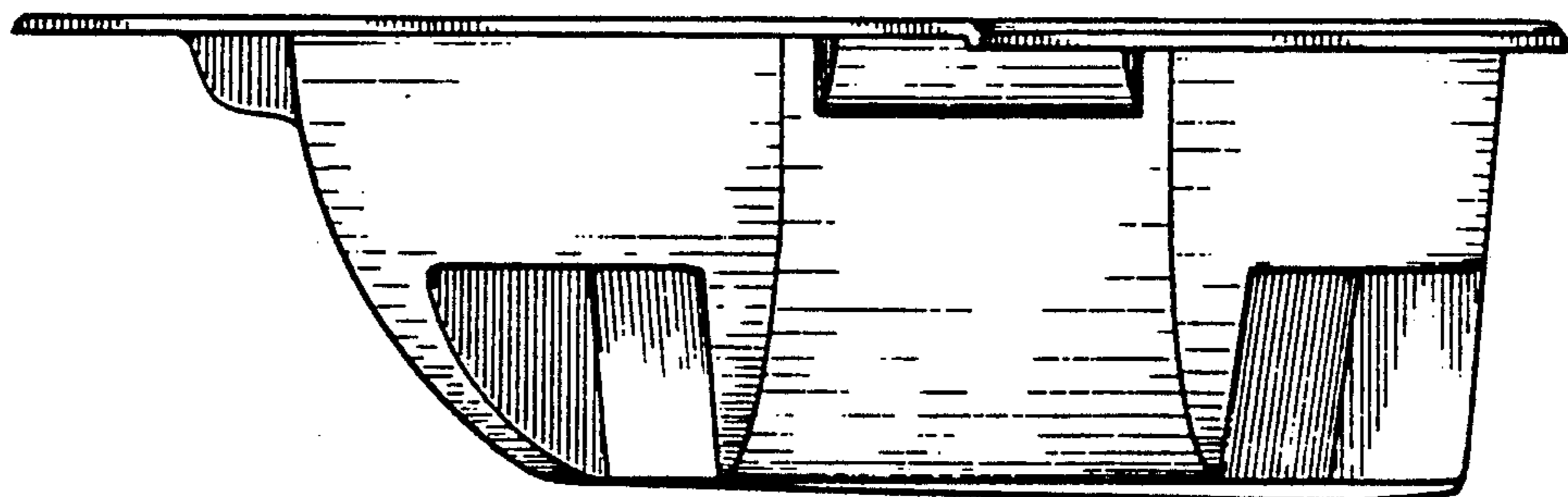


FIG. 3

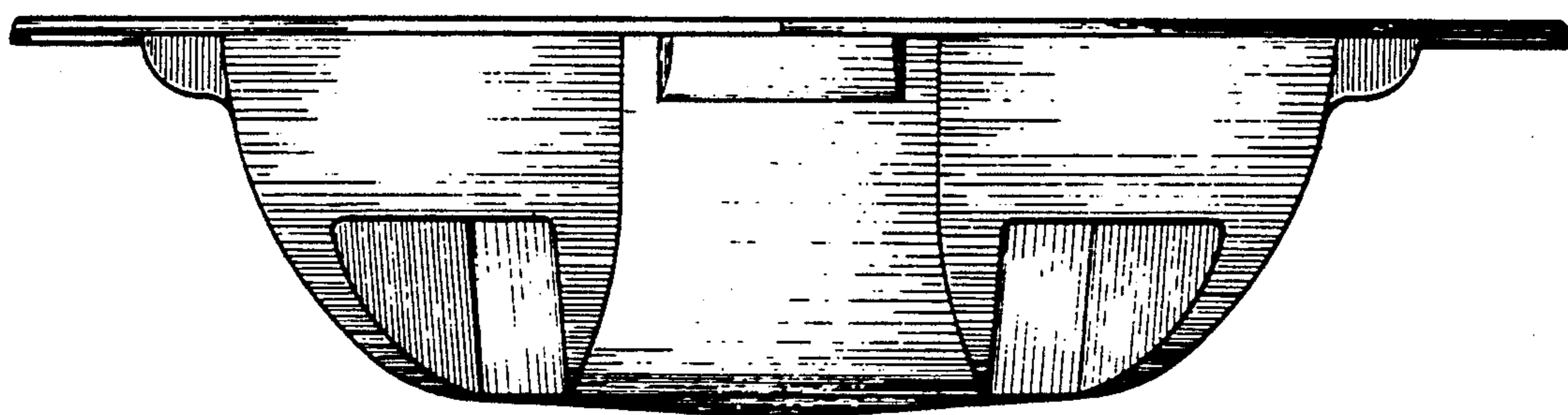


FIG. 4

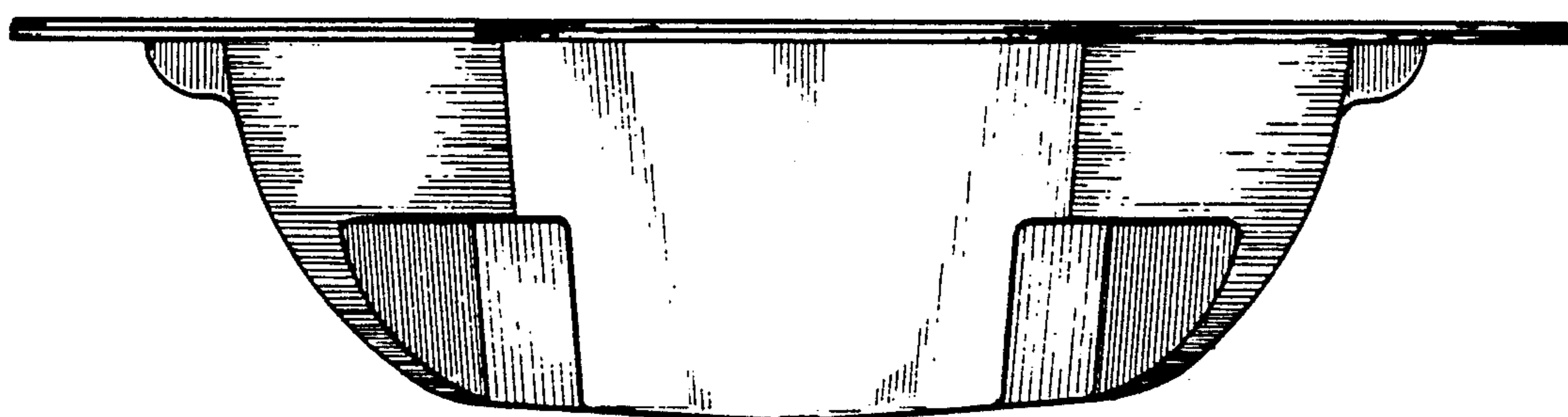


FIG. 5

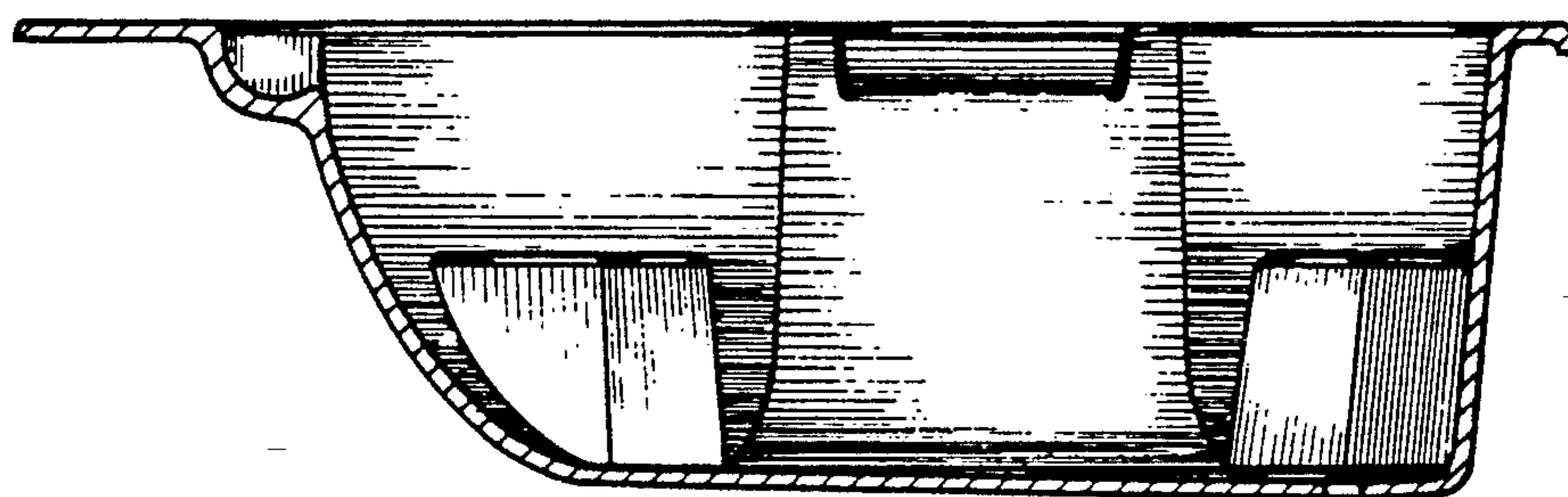


FIG. 6

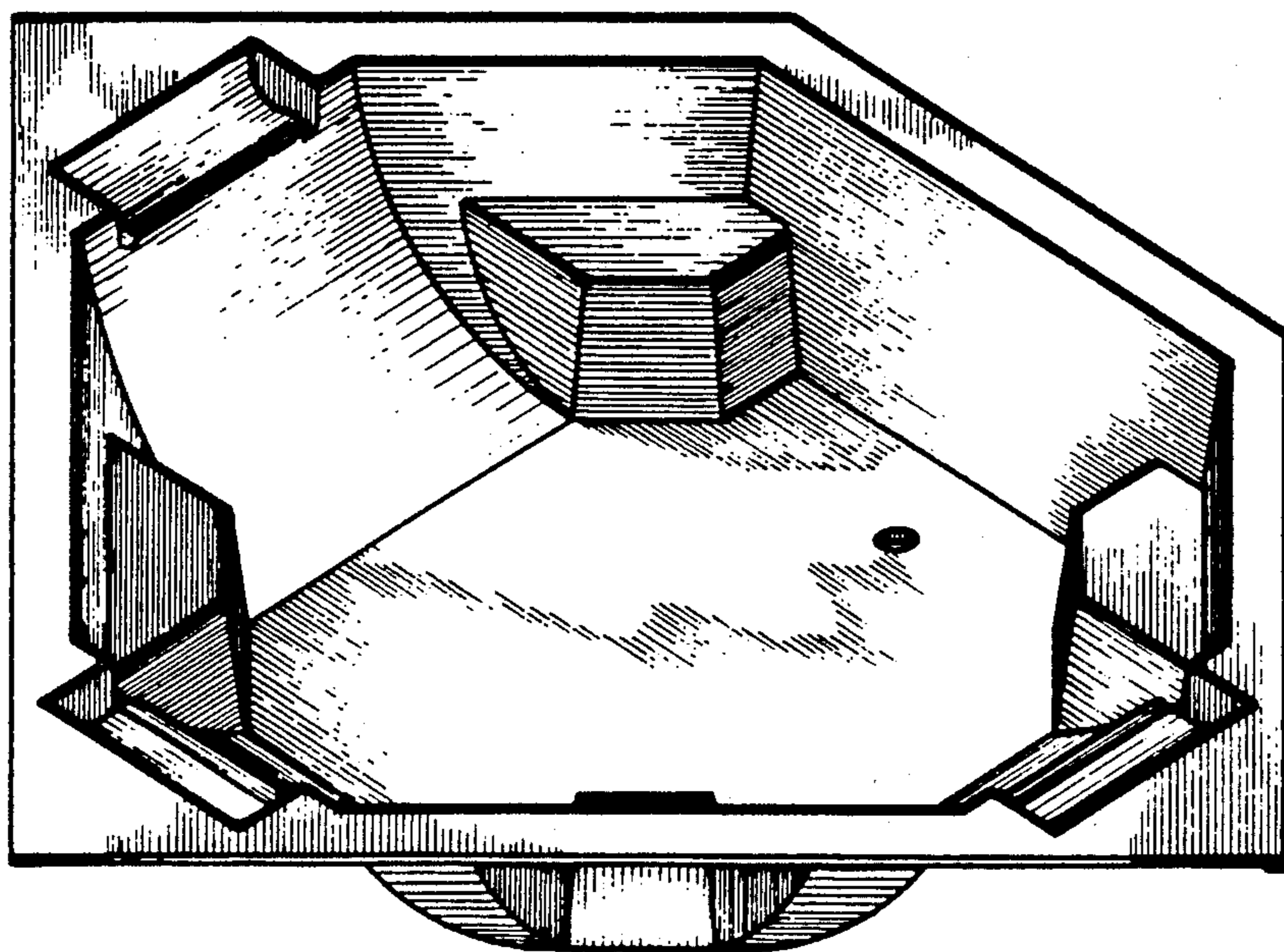
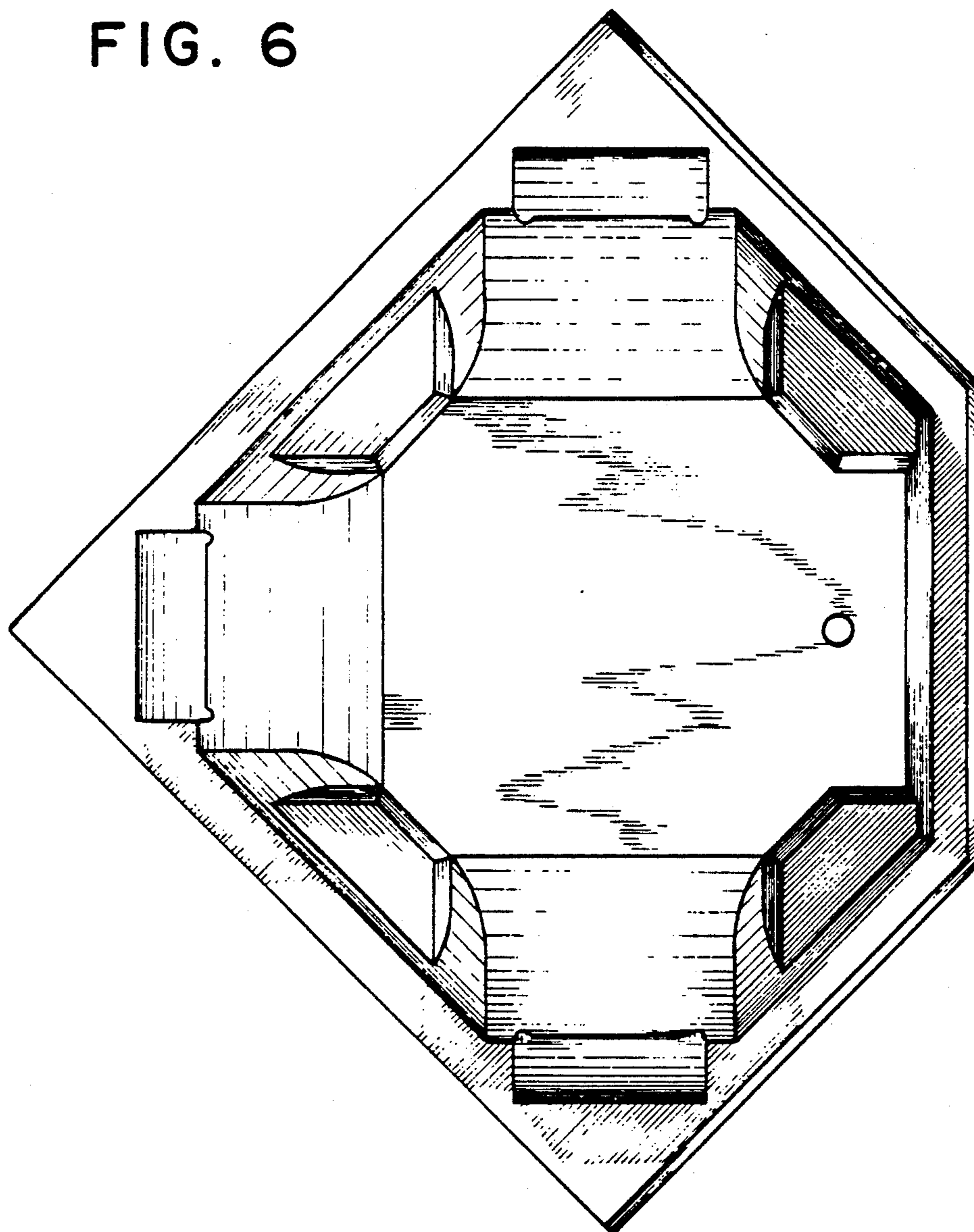


FIG. 7