

[54] COMBINED NOTE PAD, WRITING INSTRUMENT AND MAGNETIC HOLDER THEREFOR

[75] Inventor: Marc L. Moor, Dayton, Ohio

[73] Assignee: The Mead Corporation, Dayton, Ohio

[\*\*] Term: 14 Years

[21] Appl. No.: 276,511

[22] Filed: Nov. 25, 1988

[52] U.S. Cl. .... D19/78; D19/27; D19/84; D19/86; D19/90

[58] Field of Search ..... D19/26, 27, 68, 75, D19/77, 78, 81-85, 86, 88, 90, 91, 99, 100; 281/29, 30, 31, 44, 45; 211/69.1-69.9; 206/214, 371

[56] References Cited

U.S. PATENT DOCUMENTS

- D. 61,193 7/1922 Gaffney ..... D19/90 X
- D. 134,527 12/1942 Giliberti ..... D19/90 X
- D. 141,242 5/1945 Meeks ..... D19/26

- D. 142,775 11/1945 Rebaylio ..... D19/90 X
- D. 154,497 7/1949 Lanman ..... D19/92
- D. 156,538 12/1949 Kingmon ..... D19/90 X
- D. 176,605 1/1956 Fitzgerald ..... D19/88 X
- D. 179,909 3/1957 Levin ..... D19/90 X
- D. 183,594 9/1958 Boker ..... D19/90 X
- D. 193,456 8/1962 Bellar ..... D19/85

OTHER PUBLICATIONS

The Day-Timer Solution, see 10 upper left.

Primary Examiner—Bruce W. Dunkins

Assistant Examiner—Martha Thompson

Attorney, Agent, or Firm—Biebel & French

[57] CLAIM

The ornamental design for a combined note pad, writing instrument and magnetic holder therefor, as shown.

DESCRIPTION

FIG. 1 is a left front perspective view of a combined note pad, writing instrument and magnetic holder therefor showing my new design;

FIG. 2 is a rear elevational view thereof; and

FIG. 3 is a left elevational view thereof.

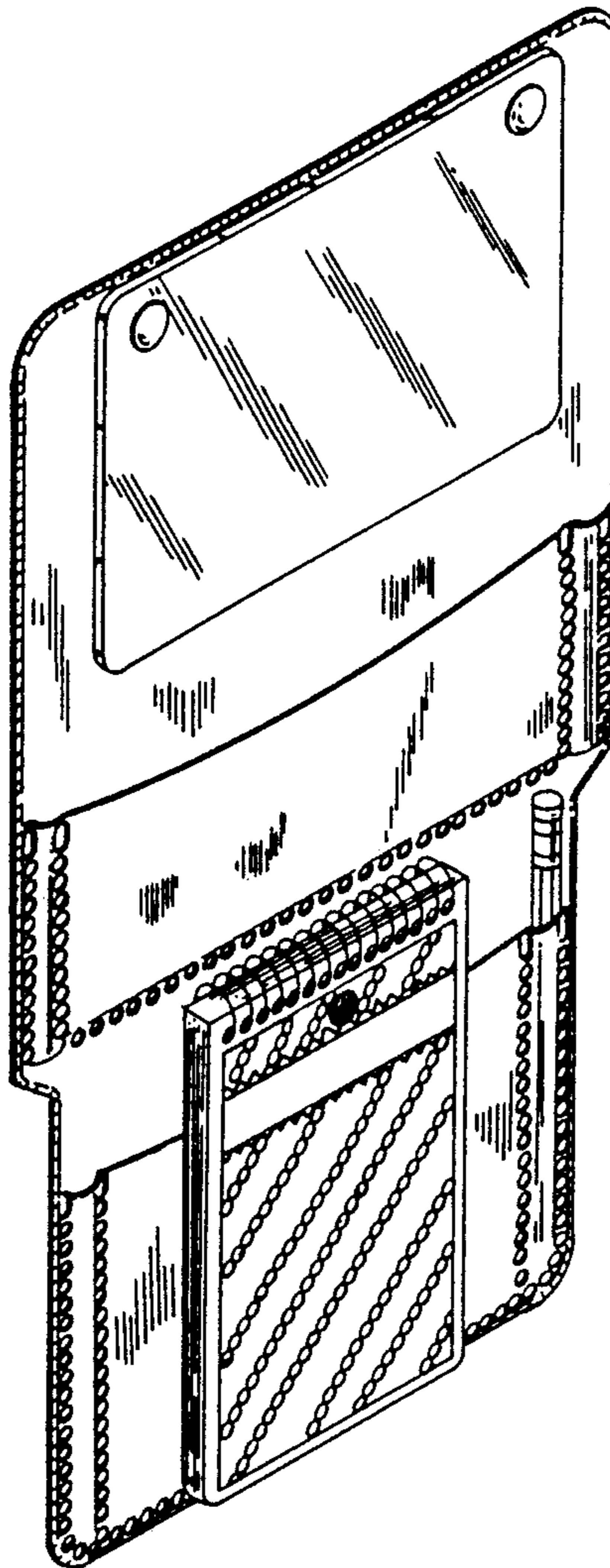


FIG -1

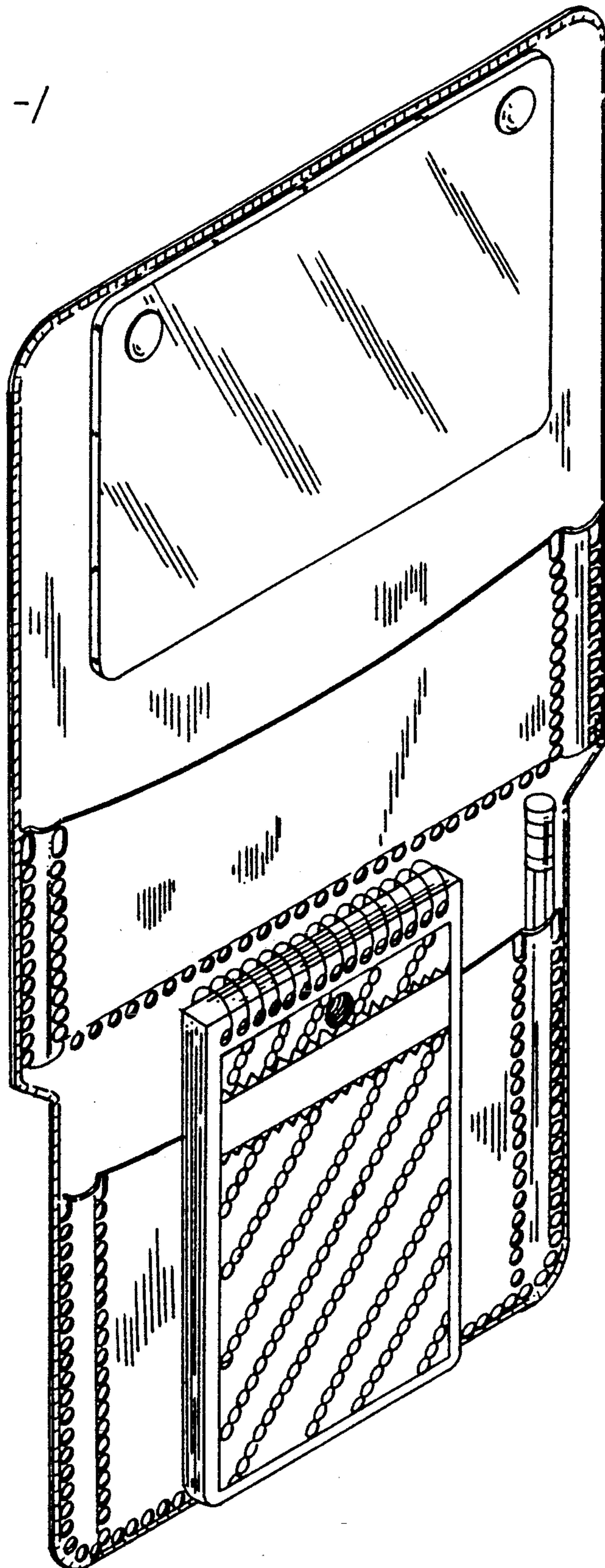


FIG-2

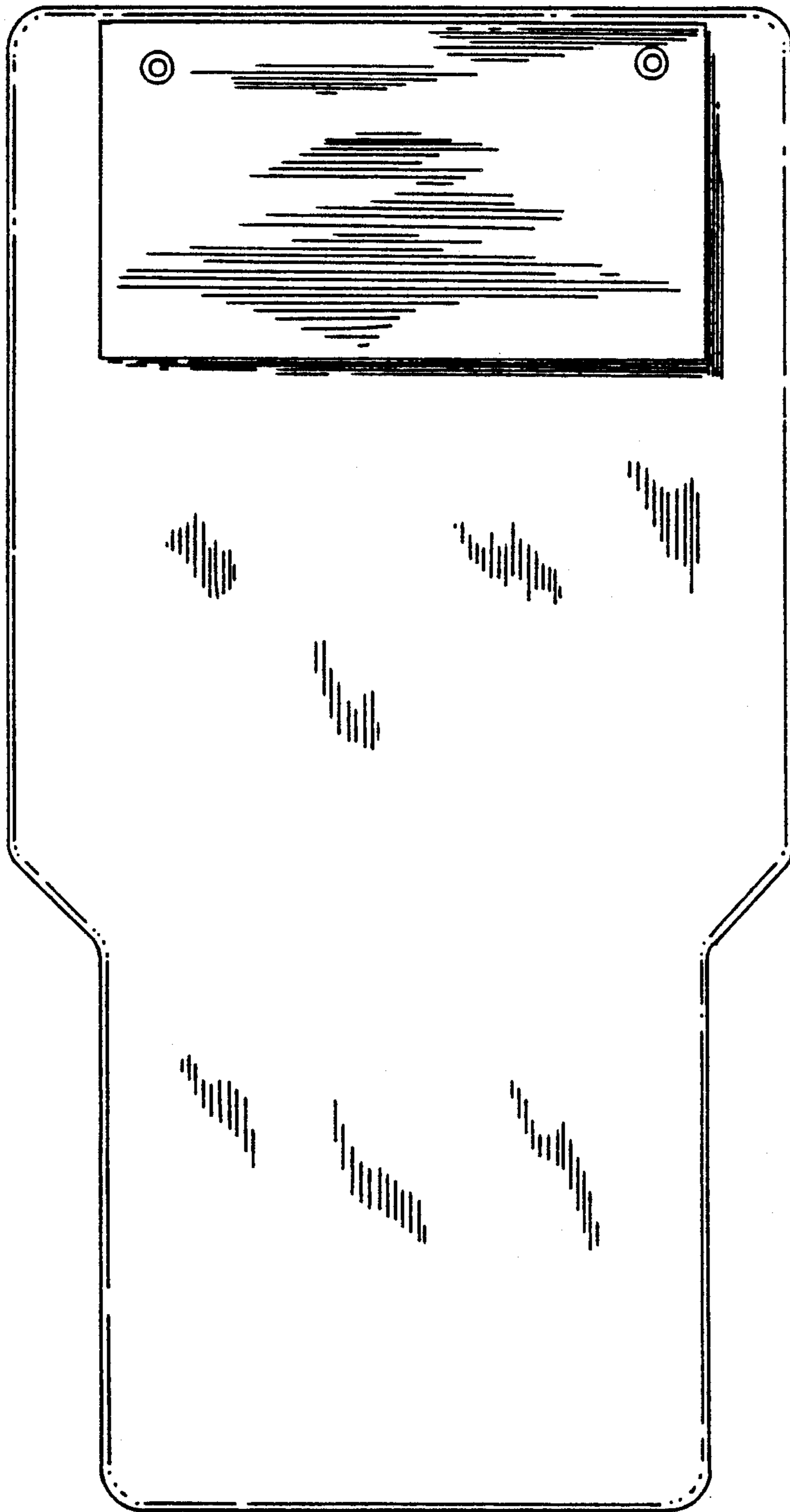


FIG-3

