

[54] ELECTRONIC INSTRUMENT FOR READING AND DISPLAYING FROM MAGNETIC AND OPTICAL RECORDING MEDIUMS SUCH AS FLOPPY DISKS OR THE LIKE

[75] Inventor: Haruki Tsuchiya, Chiba, Japan

[73] Assignees: Hiuka Sangyo Kabushiki Kaisha, Osaka; Kabushiki Kaisha System Gijyutsu Kenkyusho, Tokyo, both of Japan

[\*\*] Term: 14 Years

[21] Appl. No.: 446,407

[22] Filed: Dec. 5, 1989

[30] Foreign Application Priority Data

Jun. 9, 1989 [JP] Japan ..... 1-21541

[52] U.S. Cl. .... D14/100; D19/60

[58] Field of Search ..... D14/100, 101, 105, 106, D14/113, 107, 114, 115; D18/1, 7; 235/145 A, 145 R; 340/700, 706, 711, 712; 341/22, 23, 26; 358/248, 249, 254; 364/706-710.14, 200, 900; 400/477, 479, 484-486; 369/56

[56] References Cited

U.S. PATENT DOCUMENTS

- D. 284,966 8/1986 Larkins ..... D14/100
D. 289,873 5/1987 Gemmell et al. .... D14/113
D. 308,049 5/1990 Dennett ..... D14/100

- D. 315,549 3/1991 Clough et al. .... D14/100
3,273,894 9/1966 Clawson ..... 369/56
4,479,198 10/1984 Romano et al. .... 364/708
4,855,725 8/1989 Fernandez ..... 340/706
4,918,632 4/1990 York ..... D14/113 X
4,927,986 5/1990 Daly ..... D14/113 X

FOREIGN PATENT DOCUMENTS

- 0073775 4/1985 Japan ..... 364/706
0167020 8/1985 Japan ..... 341/22

Primary Examiner—Wallace R. Burke
Assistant Examiner—Freda S. Nunn
Attorney, Agent, or Firm—Jones, Tullar & Cooper

[57] CLAIM

The ornamental design for an electronic instrument for reading and displaying from magnetic and optical recording mediums such as floppy disks or the like, as shown and described.

DESCRIPTION

FIG. 1 is a top, front side perspective view of an electronic instrument for reading and displaying from magnetic and optical recording mediums such as floppy disks or the like showing my new design;
FIG. 2 is a bottom, rear, side perspective view thereof;
FIG. 3 is a front elevational view thereof;
FIG. 4 is a rear elevational view thereof;
FIG. 5 is a left side elevational view thereof;
FIG. 6 is a right side elevational view thereof;
FIG. 7 is a top plan view thereof;
FIG. 8 is a bottom plan view thereof.

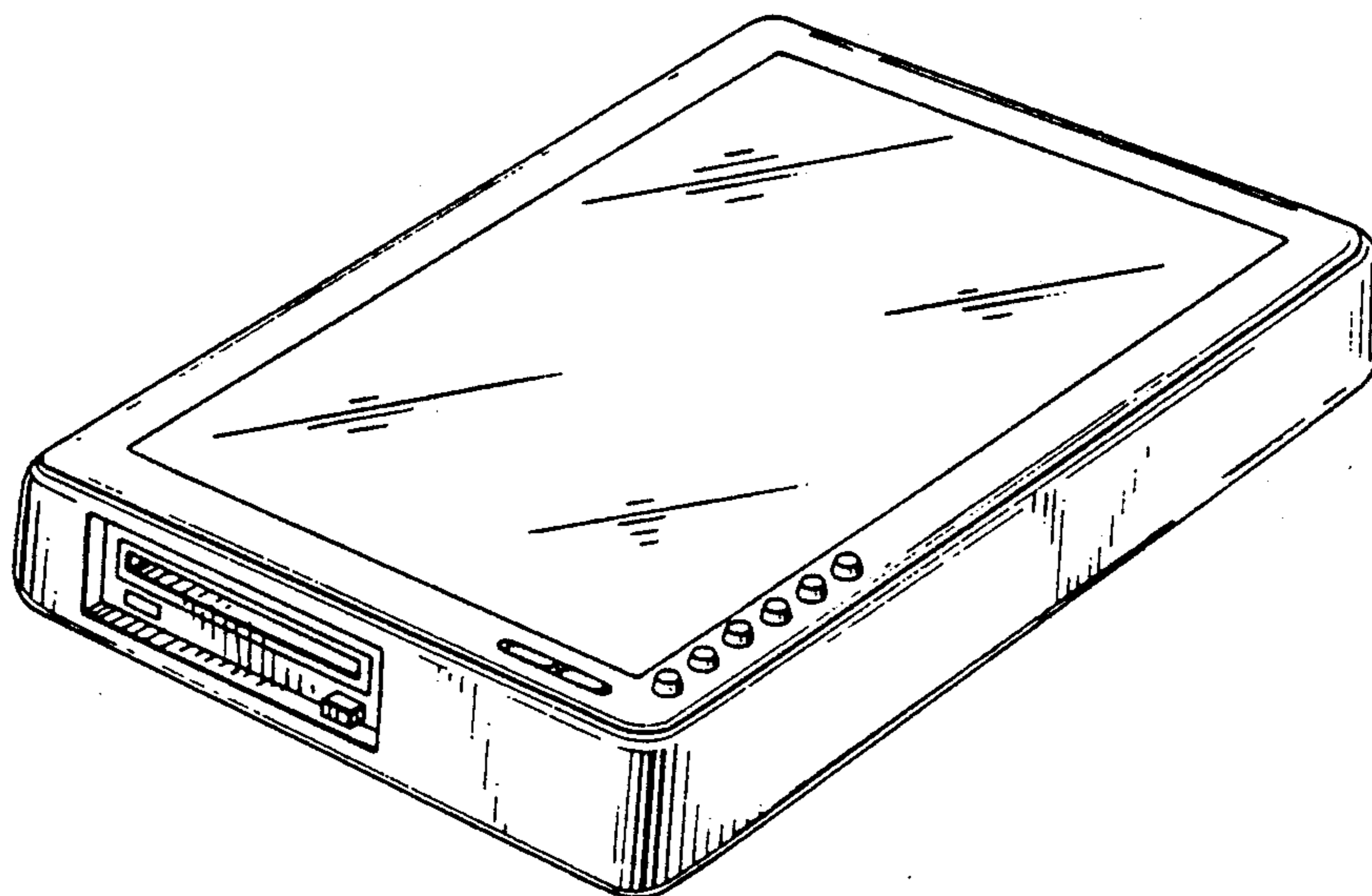


FIG. 1

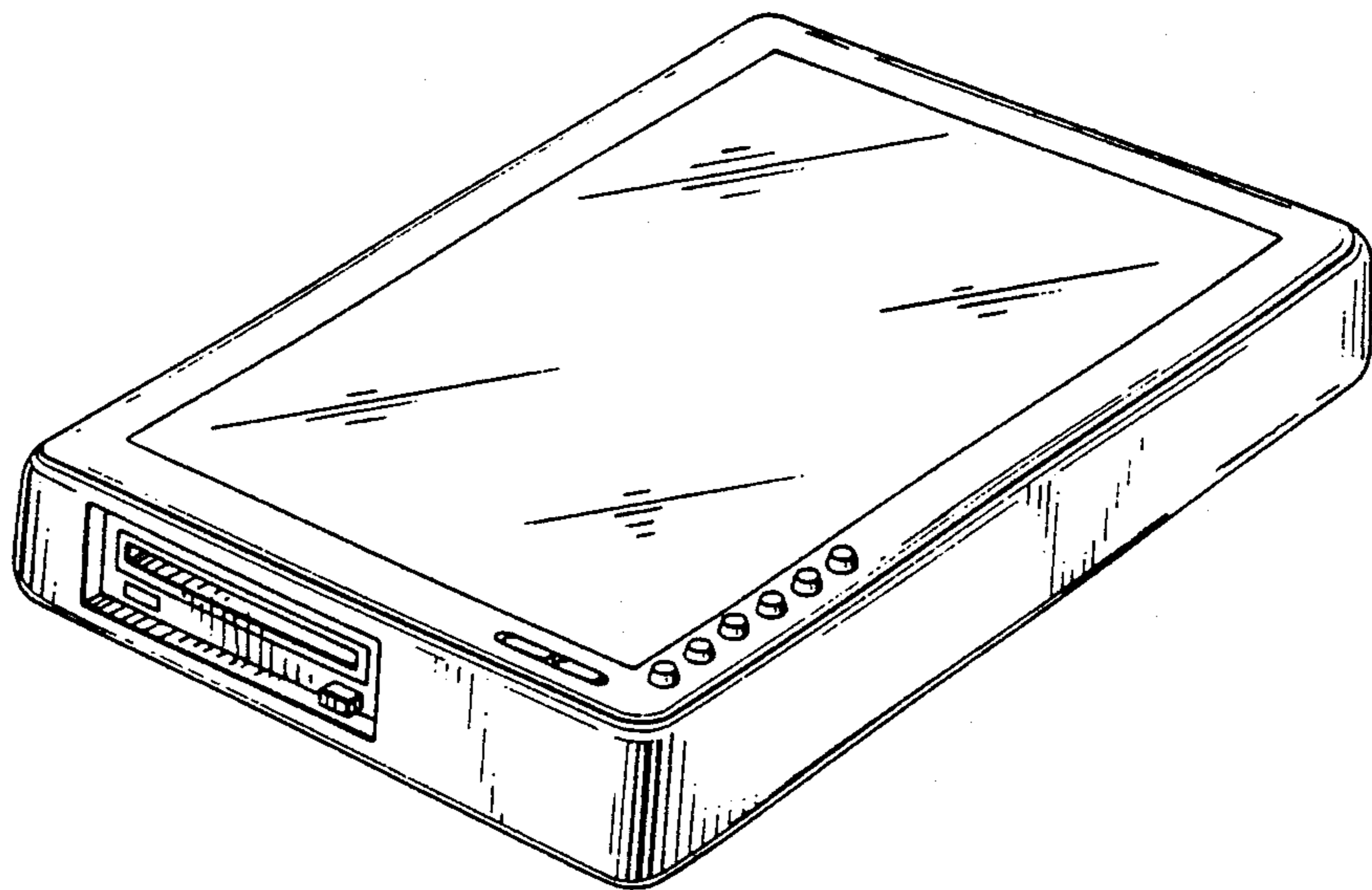


FIG. 2

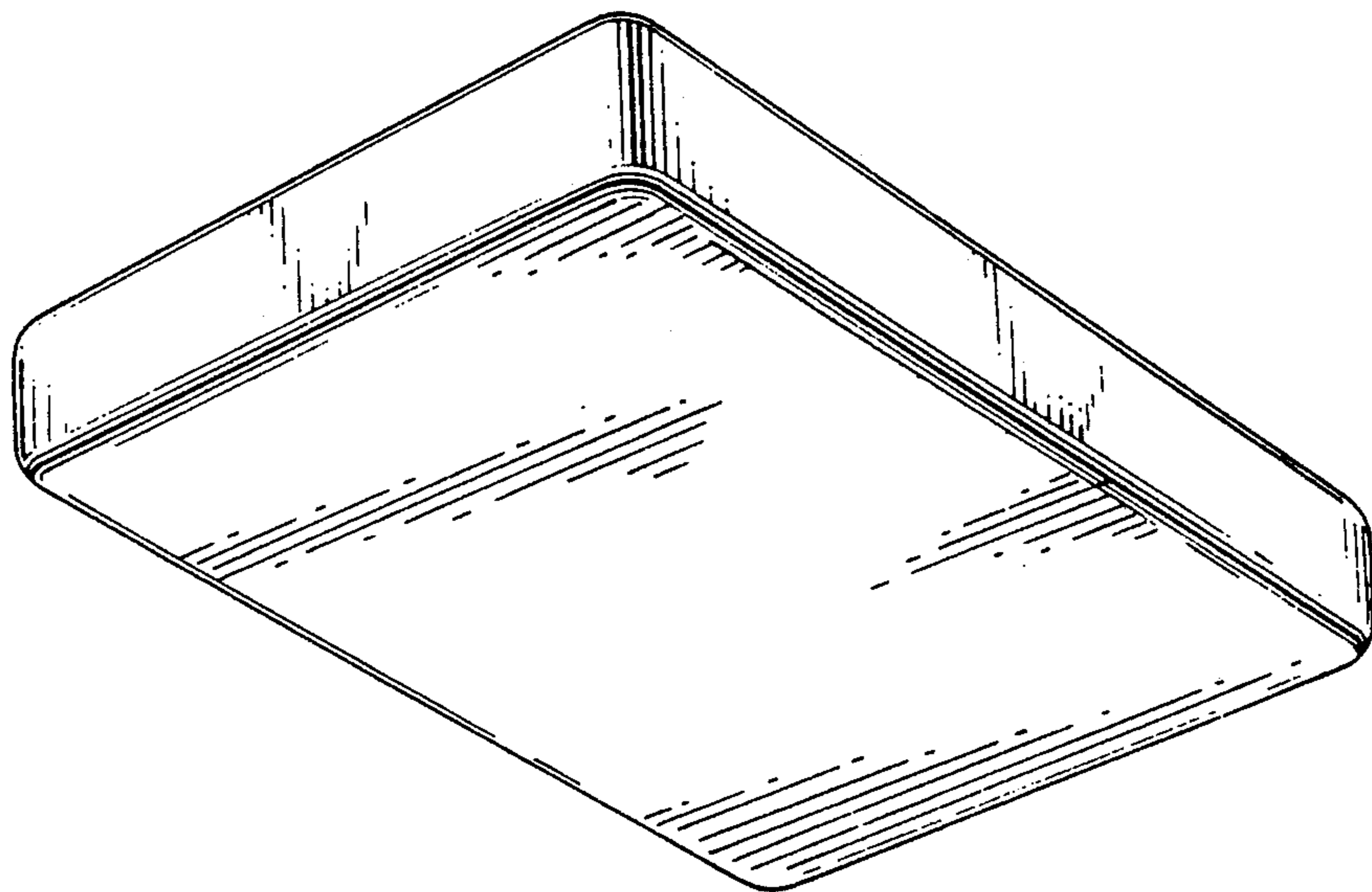


FIG. 3

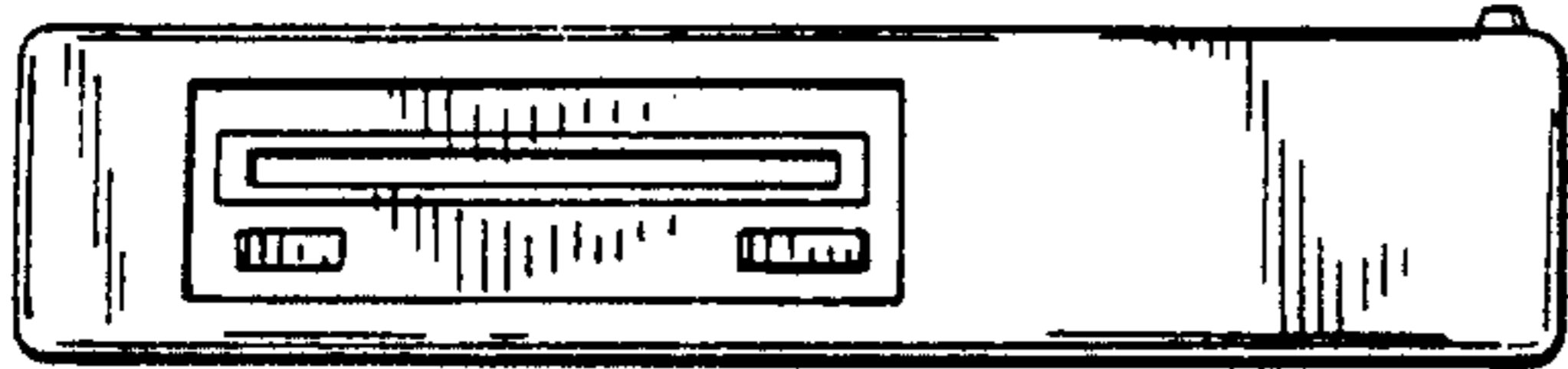


FIG. 4




FIG. 5




FIG. 6



FIG. 7

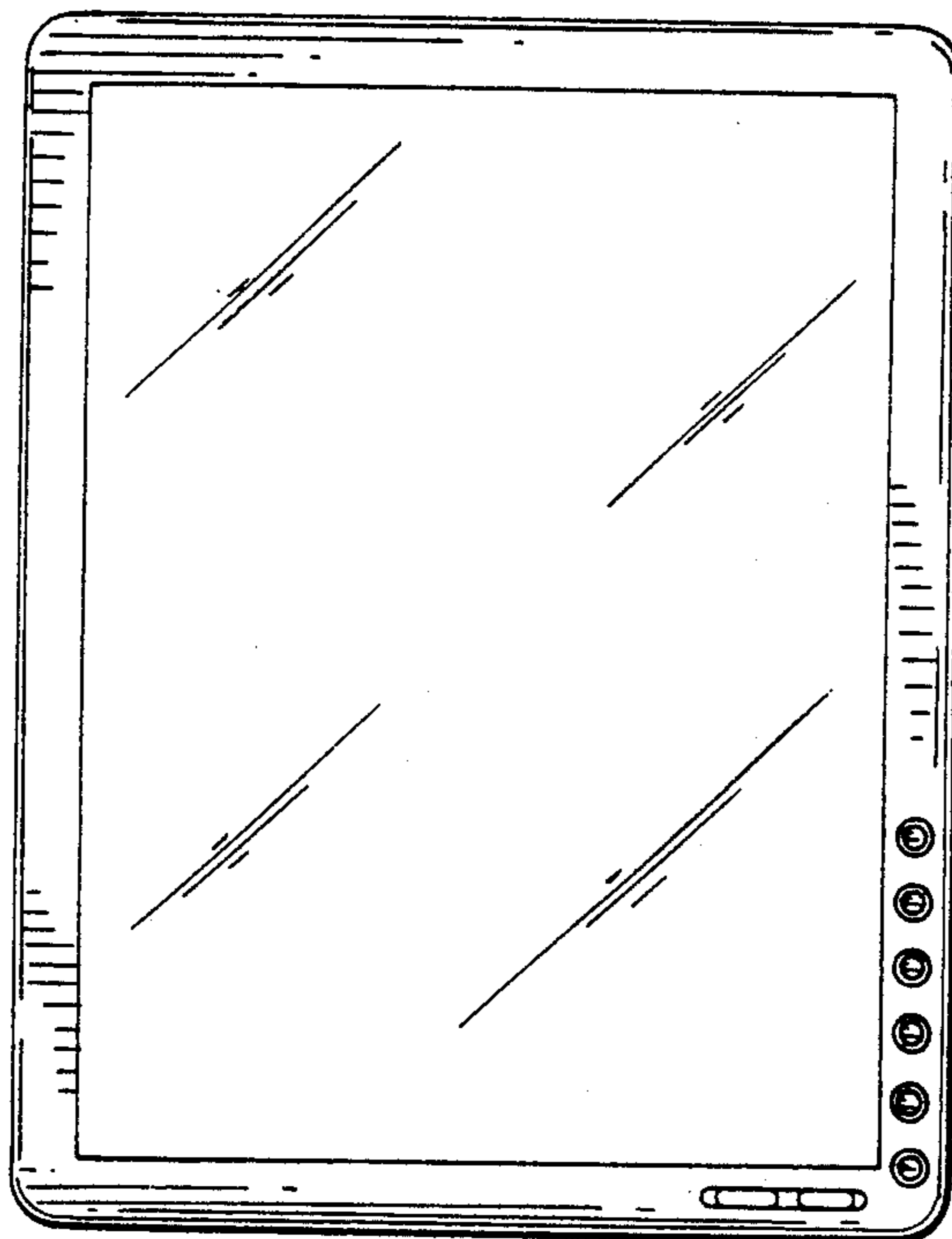


FIG. 8

