

[54] TIRE TREAD AND BUTTRESS

[75] Inventors: Darrell E. Covert, Uniontown; Paul B. Maxwell, Akron; Frederick W. Miller, Akron; Richard L. Galante, Akron; Michael A. Kolowski, Mogadore; William M. Hopkins, Hudson; Anthony J. Scarpitti, Uniontown, all of Ohio

[73] Assignee: The Goodyear Tire & Rubber Company, Akron, Ohio

[**] Term: 14 Years

[21] Appl. No.: 436,867

[22] Filed: Nov. 15, 1989

[52] U.S. Cl. D12/147

[58] Field of Search D12/136, 140, 141-143, D12/145-151; 152/209 R, 209 A, 209 B, 209 D

[56] References Cited

U.S. PATENT DOCUMENTS

D. 296,093	6/1988	Messanotte	D12/146
2,534,869	12/1950	Jones	152/209 A
3,155,135	11/1964	Klenk	152/209 R
3,162,229	12/1964	Ellenreider et al.	152/209 A
3,286,756	11/1966	Ellenreider et al.	152/209 A
3,405,753	10/1968	Verdier	152/209 R
3,705,613	12/1972	Verdier	152/209 R
3,861,436	1/1975	Pogue	152/209 R
4,429,728	2/1984	Ippen	152/209 A
4,635,694	1/1987	Hosokawa	152/209 A
4,732,194	3/1988	Saneto et al.	152/209 R
4,758,863	11/1988	Tsuda et al.	152/209 A

FOREIGN PATENT DOCUMENTS

0338491 10/1989 European Pat. Off.
2263455 7/1974 Fed. Rep. of Germany

OTHER PUBLICATIONS

1989 Tread Design Guide, p. 79, Yokohama A008P Tire, bottom left side of page.
Advertisement for Pirelli P500, Tire Review, Sep. 1989.
"Focus on Europe, the Stuart Marshall Report, Aladdin's Cave in Tokyo", Modern Tire Dealer, Feb. 1988, p. 46.

Primary Examiner—James M. Gandy
Attorney, Agent, or Firm—T. P. Lewandowski

[57] CLAIM

The ornamental design for a tire tread and buttress, as shown and described.

DESCRIPTION

FIG. 1 is a perspective view of a tire tread and buttress showing our new design, it being understood that the pattern is repeated uniformly throughout the circumference of the tread and buttress as shown schematically by solid lines;
FIG. 2 is a front elevation view thereof;
FIG. 3 is a fragmentary elevation view of one side thereof; and
FIG. 4 is a fragmentary elevation view of the opposite side thereof.
The broken line showing of environmental structure in FIGS. 1, 3 and 4 of the drawing is for illustrative purposes only and forms no part of the claimed design.

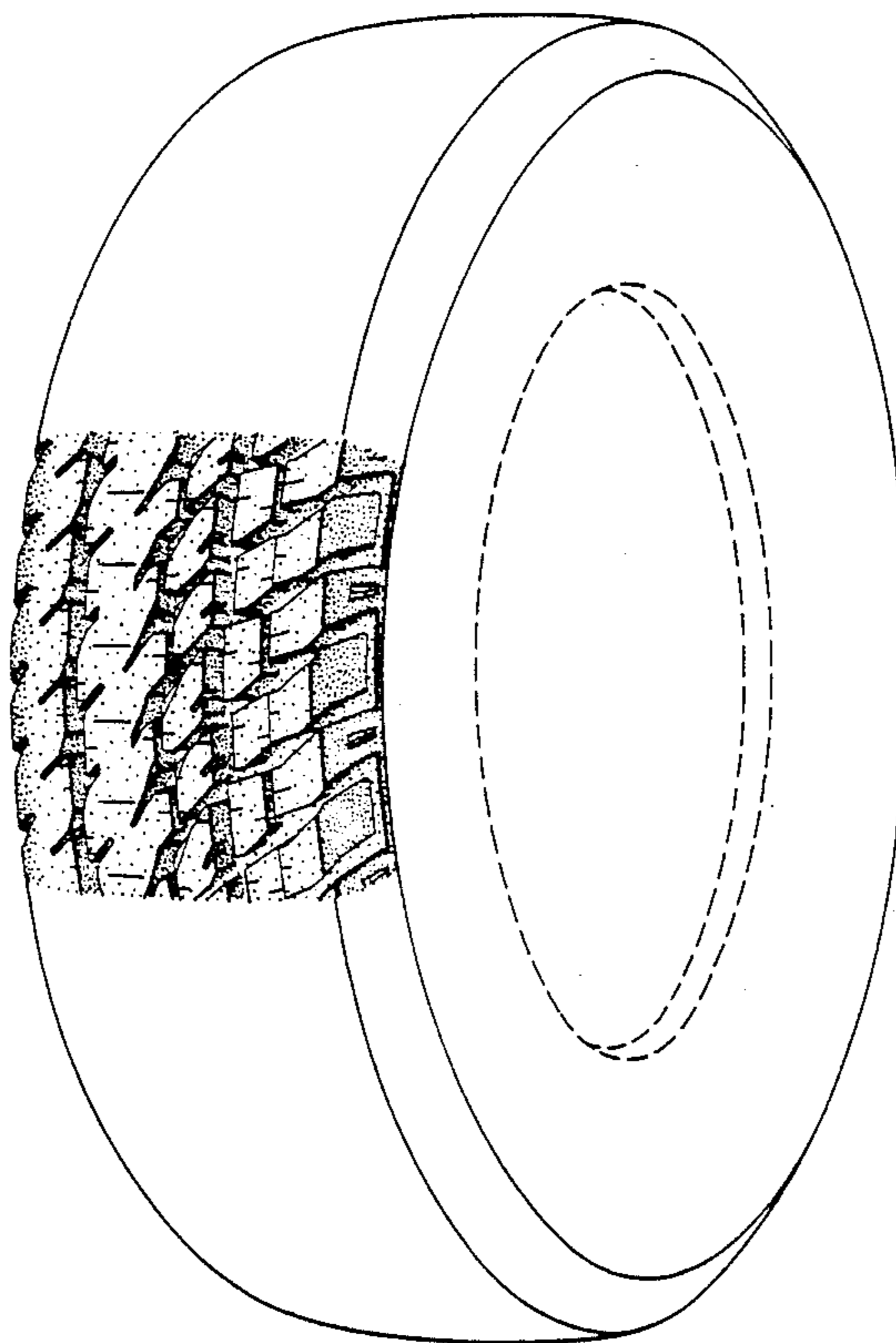


FIG. 1

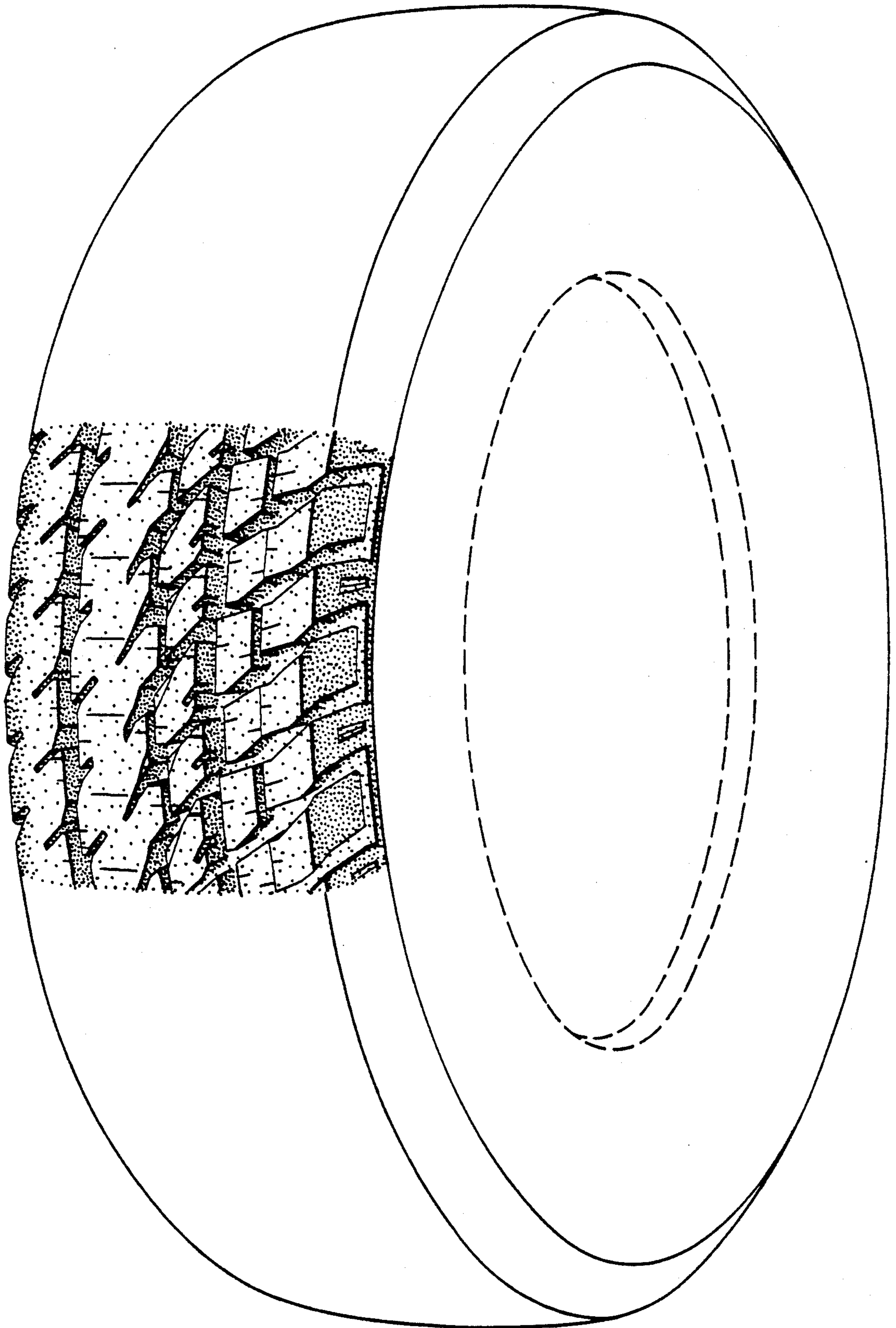


FIG. 2




FIG. 3

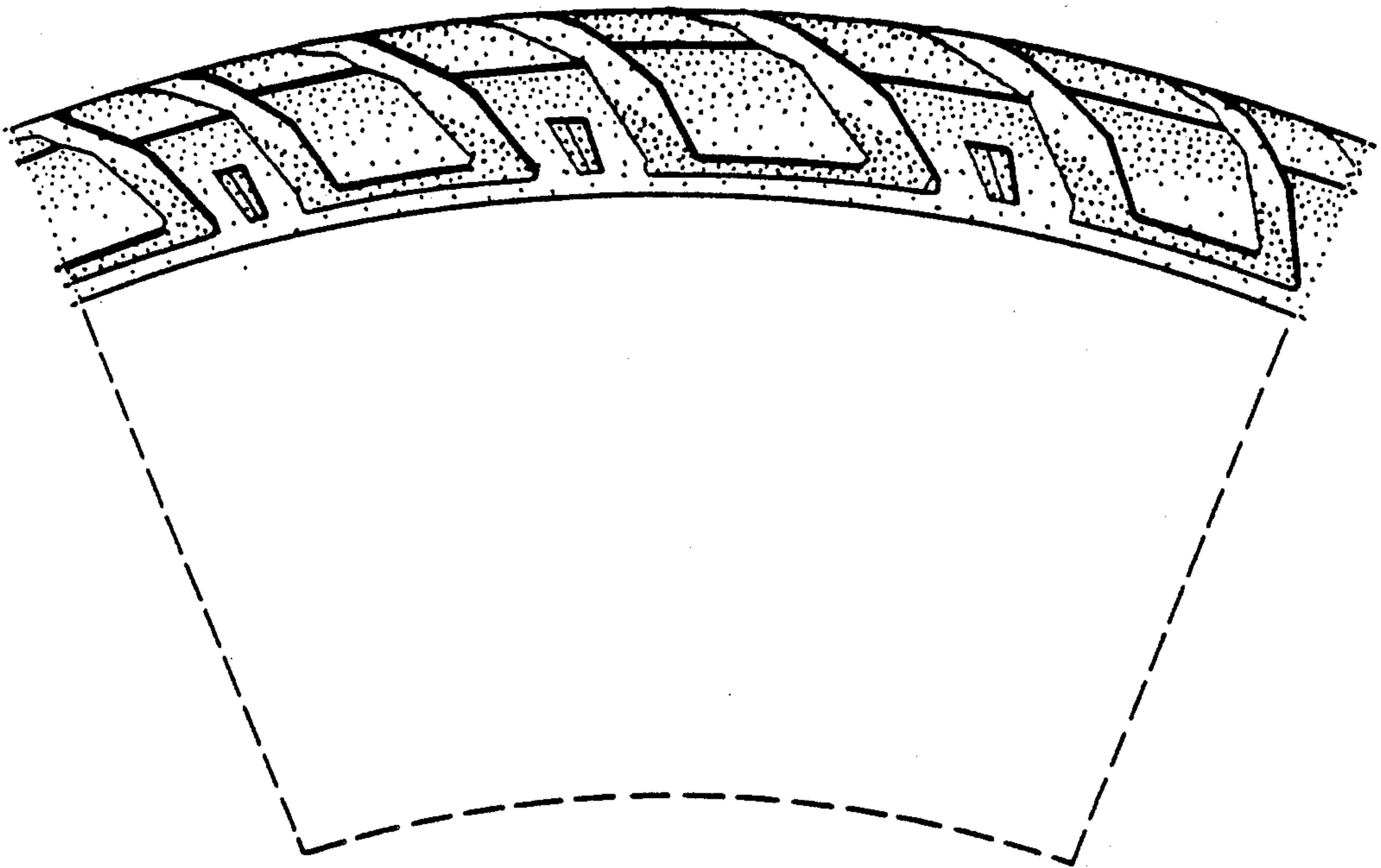


FIG. 4

