

[54] WRISTWATCH

[75] Inventor: Francis Besson, La-Chaux-de-Fonds, Switzerland

[73] Assignee: Girard-Perregaux, S.A., La-Chaux-de-Fonds, Switzerland

[\*\*] Term: 14 Years

[21] Appl. No.: 266,141

[22] Filed: Nov. 2, 1988

[30] Foreign Application Priority Data

May 4, 1988 [WO] World Int. Prop. O. .... DM/010884

[52] U.S. Cl. .... D10/39

[58] Field of Search ..... D10/30-32, D10/38, 39, 122-126; D11/1-4; 368/223-225, 232, 238, 276-278, 281, 292-296

[56] References Cited

U.S. PATENT DOCUMENTS

- D. 59,740 11/1921 Gruen ..... D10/39
- D. 153,007 3/1949 Newhouse ..... D10/39
- D. 153,008 3/1949 Newhouse ..... D10/39
- D. 195,421 6/1963 Hugucnin ..... D10/39

- D. 216,321 12/1969 Forcy ..... D10/31
- D. 221,789 9/1971 Kolbrener ..... D10/39
- D. 230,623 3/1974 Gillen ..... D10/39
- D. 289,502 4/1987 Woomer ..... D10/32
- D. 301,693 6/1989 Canta ..... D10/39
- D. 303,091 8/1989 Goto ..... D10/30

OTHER PUBLICATIONS

Goldschmiede Zeitung, Item #7, 6/1983, p. 43.

Primary Examiner—Nelson C. Holtje  
Assistant Examiner—Antoine D. Davis  
Attorney, Agent, or Firm—McGlew & Tuttle

[57] CLAIM

The ornamental design for a wristwatch, as shown and described.


DESCRIPTION

FIG. 1 is a top, front and right side perspective view of a wristwatch showing my new design; FIG. 2 is a front elevational view; FIG. 3 is a rear elevational view; FIG. 4 is a right side elevational view; FIG. 5 is a left side elevational view; and FIG. 6 is a bottom plan view thereof.

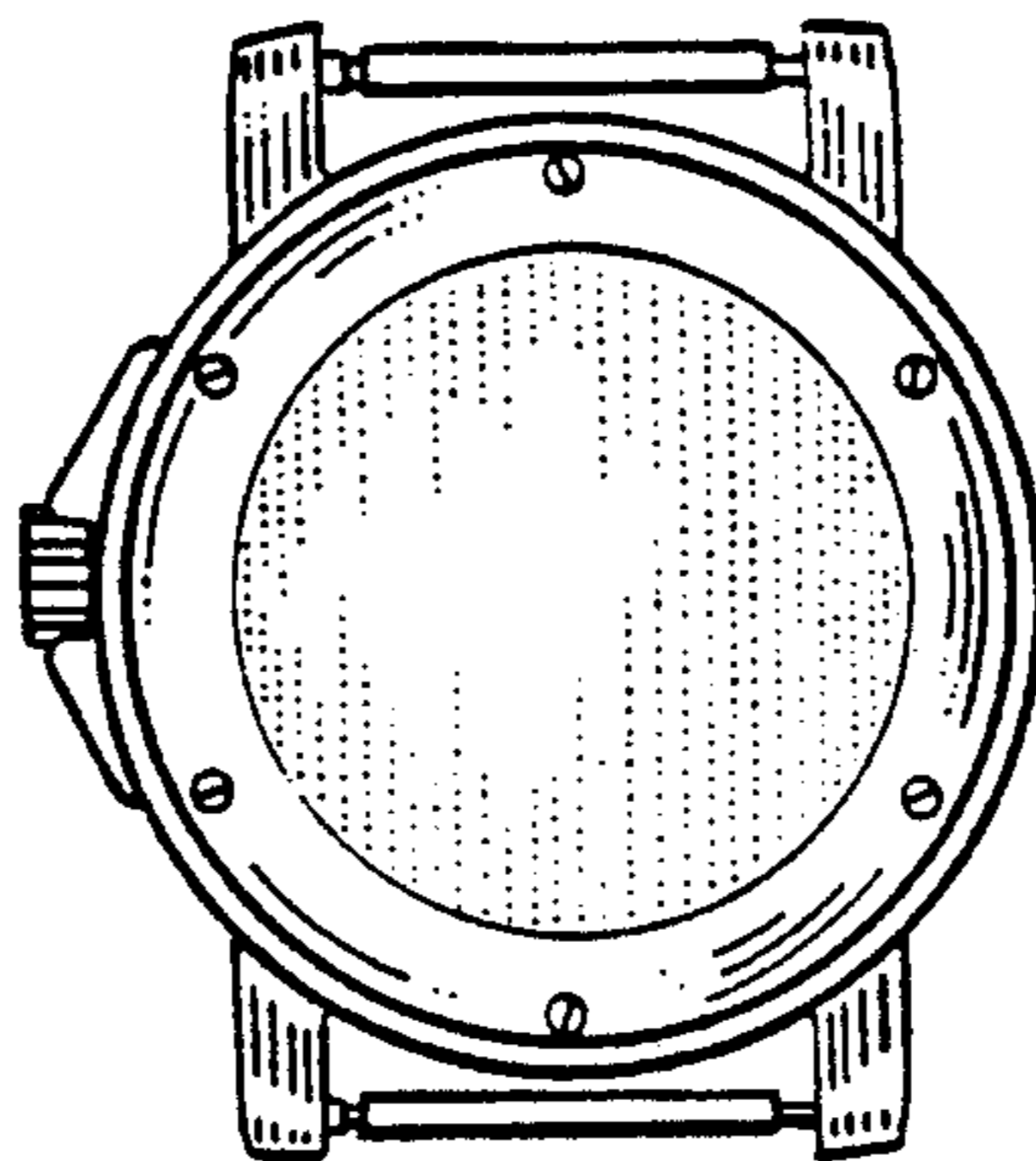




*FIG. 1*




*FIG. 2*




*FIG. 3*



*FIG. 4*



*FIG. 5*



*FIG. 6*