

[54] **WATCH CASE**
[75] **Inventor: Tso C. Fong, Kowloon, Hong Kong**
[73] **Assignee: Pearl Industries Limited, Kowloon, Hong Kong**
[**] **Term: 14 Years**
[21] **Appl. No.: 202,448**
[22] **Filed: Jun. 6, 1988**
[30] **Foreign Application Priority Data**
Dec. 19, 1987 [GB] United Kingdom 1047251
[52] **U.S. Cl. D10/32**
[58] **Field of Search D10/1, 2, 21-40, D10/122-126; 368/71, 72, 74, 76, 77, 80-84, 88-223, 228-242, 276-286**

[56] **References Cited**
U.S. PATENT DOCUMENTS
D. 149,039 3/1948 Barré D11/6 X
D. 262,609 1/1982 Kurowsky D10/39
D. 262,692 1/1982 Kurowsky D10/39
D. 301,693 6/1989 Canta D10/39

4,734,895 3/1988 Grosskopf 368/223 X

FOREIGN PATENT DOCUMENTS

1140 of 1885 United Kingdom 368/232
749982 6/1956 United Kingdom 368/232

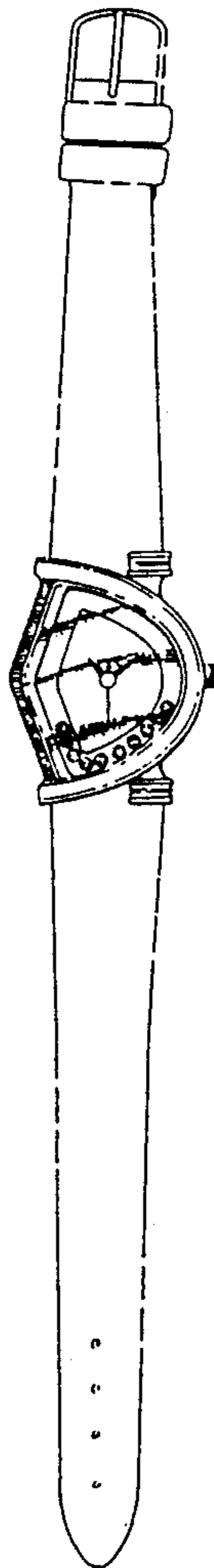
OTHER PUBLICATIONS

Jewelers Circular—Keystone, Oct. 1975, p. 100 Witt-nauer Watch at top.
Swiss Watch & Jewelry Journal, 2/1986; p. 170.

Primary Examiner—Bruce W. Dunkins
Assistant Examiner—Caron D. Veynar
Attorney, Agent, or Firm—Zarley, McKee, Thomte, Voorhees, & Seas

[57] **CLAIM**
The ornamental design of a watch case, as shown.

DESCRIPTION
FIG. 1 is a top plan view of a watch case showing my new design;
FIG. 2 is a bottom plan view;
FIG. 3 is a left side elevational view;
FIG. 4 is a right side elevational view thereof.



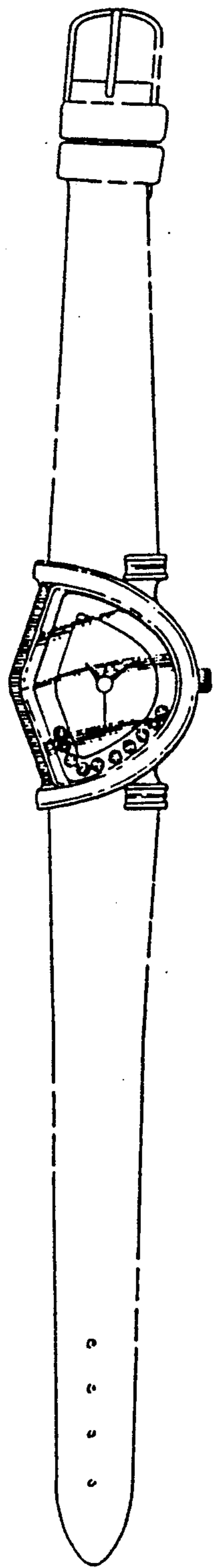


FIG. 1




FIG. 2



FIG. 3



FIG. 4